



AUX.SWITCH BLOCK,FRONT,1NO+1NC,  
CURR.PATH:1NO, 1NC, CONN.F.AB.,  
F. CONT. RELAYS A. MOTOR CONT.,  
SZ S00 AND S0, SCREW TERMINAL 73 / 74,  
81 / 82

### General technical data:

product brand name		SIRIUS
Acceptability for application		Contactor relay and power contactor
Protection class IP / on the front		IP20
Ambient temperature		
• during storage	°C	-55 ... +80
• during operating	°C	-25 ... +60
Mechanical operating cycles as operating time		
• typical		10,000,000
Electrical operating cycles as operating time / at AC-15 / at 230 V		
• typical		200,000
Contact reliability		one incorrect switching operation of 100 million switching operations (17 V, 1 mA)
Contact reliability / of the auxiliary contacts		1 faulty switching per 100 million (17 V, 1 mA)
Insulation voltage / with degree of pollution 3		
• rated value	V	690
Impulse voltage resistance		
• rated value	kV	6

### Auxiliary circuit:

<b>Number of NC contacts / for auxiliary contacts</b> • instantaneous switching • lagging switching		1
		0
<b>Number of NO contacts / for auxiliary contacts</b> • instantaneous switching • leading switching		1
		0
<b>Operating current / of the auxiliary contacts / at AC-12</b> • at 24 V • at 230 V • at 400 V • at 690 V • maximum	A	10
	A	10
	A	10
	A	10
	A	10
	A	10
<b>Operating current / of the auxiliary contacts / at AC-14</b> • at 125 V • at 250 V	A	6
	A	6
<b>Operating current / of the auxiliary contacts / at AC-15</b> • at 24 V • at 230 V • at 690 V • at 400 V	A	6
	A	6
	A	1
	A	3
<b>Operating current</b> • with 2 current paths in series / at DC-12 • at 24 V / rated value • at 60 V / rated value • at 110 V / rated value • at 220 V / rated value • at 440 V / rated value • at 600 V / rated value • with 3 current paths in series / at DC-12 • at 24 V / rated value • at 60 V / rated value • at 110 V / rated value • at 220 V / rated value • at 440 V / rated value • at 600 V / rated value	A	10
	A	10
	A	4
	A	2
	A	1.3
	A	0.65
	A	10
	A	10
	A	10
	A	3.6
	A	2.5
	A	1.8
<b>Operating current</b> • of the auxiliary contacts / at DC-13 • at 24 V • at 60 V • at 110 V	A	6
	A	2
	A	1

- at 220 V
- with 2 current paths in series / at DC-13
  - at 24 V / rated value
  - at 60 V / rated value
  - at 110 V / rated value
  - at 220 V / rated value
  - at 440 V / rated value
  - at 600 V / rated value
- with 3 current paths in series / at DC-13
  - at 24 V / rated value
  - at 60 V / rated value
  - at 110 V / rated value
  - at 220 V / rated value
  - at 440 V / rated value
  - at 600 V / rated value

A	0.3
A	10
A	3.5
A	1.3
A	0.9
A	0.2
A	0.1
A	10
A	4.7
A	3
A	1.2
A	0.5
A	0.26

#### Installation/mounting/dimensions:

<b>Type of mounting</b>		snap-on mounting
<b>Width</b>	mm	36
<b>Height</b>	mm	37.5
<b>Depth</b>	mm	43.7

#### Connections:

<b>Design of the electrical connection</b>		screw-type terminals
<ul style="list-style-type: none"> <li>• for auxiliary and control current circuit</li> </ul>		
<b>Type of the connectable conductor cross-section</b>		
<ul style="list-style-type: none"> <li>• for auxiliary contacts               <ul style="list-style-type: none"> <li>• solid</li> <li>• finely stranded                   <ul style="list-style-type: none"> <li>• with conductor end processing</li> </ul> </li> </ul> </li> <li>• for AWG conductors / for auxiliary contacts</li> </ul>		2x (0.5 ... 1.5 mm <sup>2</sup> ), 2x (0.75 ... 2.5 mm <sup>2</sup> )  2x (0.5 ... 1.5 mm <sup>2</sup> ), 2x (0.75 ... 2.5 mm <sup>2</sup> )  2x (20 ... 16), 2x (18 ... 14)

#### Safety-related Parameter:

<b>Product function / mirror contact to IEC 60947-4-1</b>		Yes
<ul style="list-style-type: none"> <li>• comment</li> </ul>		with 3RT2
<b>Product function / positively driven operation to IEC 60947-5-1</b>		Yes
<ul style="list-style-type: none"> <li>• comment</li> </ul>		with 3RH2

#### Certificates/approvals:

## General Product Approval



CCC



CSA



GOST



UL



EG-Konf.

## Test Certificates

[Special Test Certificate](#)

[Type Test Certificates/Test Report](#)

## Shipping Approval



ABS



BUREAU  
VERITAS



DNV



GL



LRS



PRS

## Shipping Approval

other



RINA



RMRS



VDE

## Further information:

**Information- and Downloadcenter (Catalogs, Brochures,...)**

<http://www.siemens.com/industrial-controls/catalogs>

**Industry Mall (Online ordering system)**

<http://www.siemens.com/industrial-controls/mall>

**Cax online generator:**

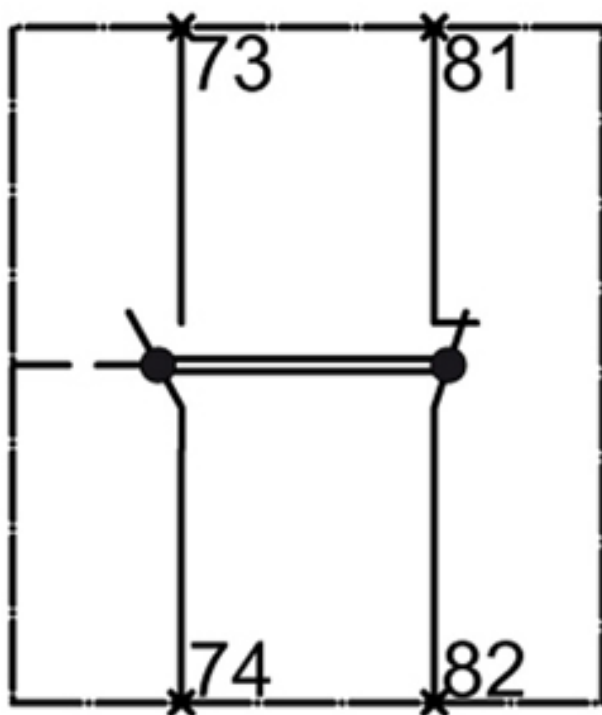
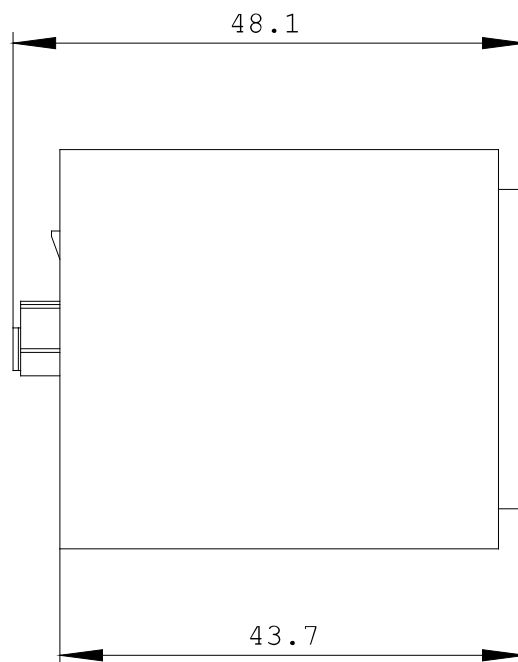
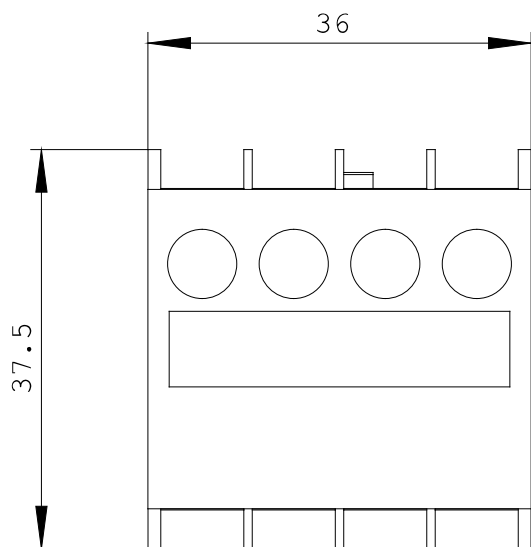
<http://www.siemens.com/cax>

**Service&Support (Manuals, Certificates, Characteristics, FAQs,...)**

<http://support.automation.siemens.com/WW/view/en/3RH2911-1LA11/all>

**Image database (product images, 2D dimension drawings, 3D models, device circuit diagrams, ...)**

[http://www.automation.siemens.com/bilddb/cax\\_en.aspx?mlfb=3RH2911-1LA11](http://www.automation.siemens.com/bilddb/cax_en.aspx?mlfb=3RH2911-1LA11)



last change:

Feb 4, 2013