

Datasheet - IFL 15-30L-10TP-2130

Inductive proximity switch / Housing construction form: cylinder, thread / IFL - M30



Preferred typ




- Design M30
- Metal enclosure
- DC 3-wire
- Long design
- Max. + 130 °C

(Minor differences between the printed image and the original product may exist!)

Ordering details

Product type description	IFL 15-30L-10TP-2130
Article number	101127040
EAN Code	4030661050836
eCl@ss	27-27-01-01

Global Properties

Permanent light	IFL - M30
Standards	IEC/EN 60947-5-2; DIN VDE 0660-208
Compliance with the Directives (Y/N) 	Yes
Operating resource protection class	None
Materials	
- Material of the housings	Brass
- Material of the cable mantle	Thermoflex 155
- Material of the active surface	Plastic
- Material of the terminal fixing	thermoplastic
Housing coating	nickel-plated
Housing construction form	cylinder, thread
Weight	240

Mechanical data

Design of electrical connection	Cable
---------------------------------	-------

Cable length	2
Conductor with strain relief	Yes
Conductors	3 x 0,34
mechanical installation conditions	not flush
Switch distance S_n	15 mm
Reduction factor 1 met (Y/N)	No
Protection circuit	inductive interference protection, Protection against polarity reversal
Pressure resistant (Y/N)	No
Tightening torque for nuts	A/F 36 max. 3000 Ncm

Ambient conditions

Ambient temperature	
- Min. environmental temperature	-25
- Max. environmental temperature	+130
Protection class	IP67 to IEC/EN 60529

Electrical data

Design of control element	Normally open contact (NO)
Number of wire	3
Voltage type	DC, direct current
Supply voltage U_B	
- Min. supply voltage	10
- Max. supply voltage	30
Switch frequency	approx. 60 HZ
Voltage drop U_d	approx. 1.2 V (200 mA)
Operating current I_e	200 mA
No-load current I_0	approx. 1.8 mA (24 V)

Outputs

Design of control output	PNP
--------------------------	-----

LED switching conditions display

LED switching conditions display (Y/N)	No
- yellow LED	

ATEX

Explosion protection categories for gases	None
Explosion protected category for dusts	None

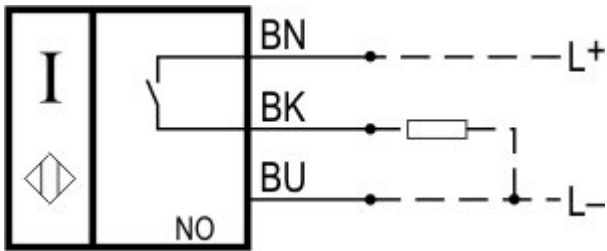
Dimensions

Dimensions of the sensor	
- Length of sensor	98
- Diameter of sensor	M30






notice

Clamp H 30 is included in delivery

Diagram



Note Diagram

-  positive break NC contact
-  active
-  no active
-  Normally-open contact
-  Normally-closed contact

Ordering suffix

The applicable ordering suffix is added at the end of the part number of the safety switch.

Order example: IFL 15-30L-10TP-2130- **2130 - 2**

...- **2130 - 2**

version with nuts

...-**2130-1**

with silicon cable for humid environments

Ordering code

IFL (1)-(2)(3)-(4)(5)(6)(7)-(8)

(1)

10

15

Switch distance 10 mm

Switch distance 15 mm

(2)

30

cylinder, thread M30, Metal film

300

cylinder, thread M30, Plastic

(3)

without

Included in standard version Design

M

miniature body

L

Long design

(4)

01

Opener (NC)

10

Normally open contact (NO)

10/01

Normally open contact (NO) / Opener (NC) with Wiring compartment

11

Normally open contact (NO) / Opener (NC) antivalent

(5)

without

Cable

ST

Connector

T

Conductor with strain relief

D

DC 2-wire

(6)

<i>without</i>	Included in standard version Plug-in connection
2	Alternative Plug-in connection
(7)	
N	n-type
P	p-type
(8)	
1310	Max. +110°C (<i>Only for Alternating current AC</i>)
2130	Max. +130°C, without LED switching conditions display
1766	Max. +110°C (<i>Only for p-type or n-type</i>)

Documents

Operating instructions (nl) 134 kB, 01.08.2018

Code: mrl_ifl-allgemein_nl

Operating instructions (en) 128 kB, 31.08.2016

Code: mrl_ifl-allgemein_en

Operating instructions (pl) 137 kB, 21.10.2016

Code: mrl_ifl-allgemein_pl

Operating instructions (pt) 109 kB, 06.04.2017

Code: mrl_ifl-allgemein_pt

Operating instructions (it) 108 kB, 21.10.2016

Code: mrl_ifl-allgemein_it

Operating instructions (es) 110 kB, 21.10.2016

Code: mrl_ifl-allgemein_es

Operating instructions (cn) 177 kB, 05.05.2017

Code: mrl_ifl-allgemein_cn

Operating instructions (de) 131 kB, 31.08.2016

Code: mrl_ifl-allgemein_de

Operating instructions (fr) 110 kB, 21.10.2016

Code: mrl_ifl-allgemein_fr

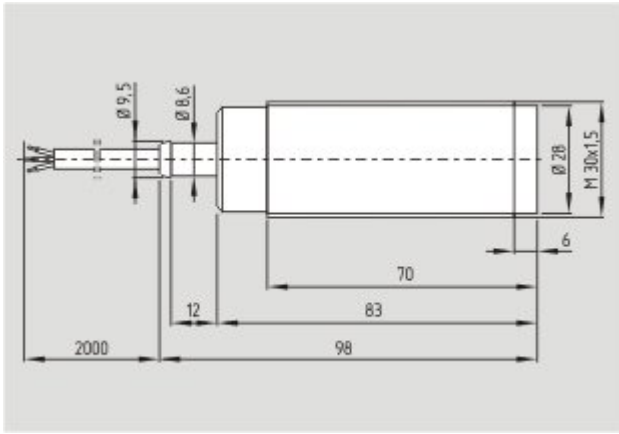
Declaration of conformity (en) 91 kB, 13.04.2017

Code: konfi_ifl_en

Declaration of conformity (de) 96 kB, 01.07.2016

Code: konfi_ifl_de

Images



Dimensional drawing (basic component)

System components

Mounting accessories



101068520 - MOUNTING CLAMP H 30

- For a smooth fitting of the proximity switches with cylindric shape $\varnothing 30$ mm or thread M30

K.A. Schmersal GmbH & Co. KG, Möddinghofe 30, D-42279 Wuppertal

The data and values have been checked thoroughly. Technical modifications and errors excepted.

Generiert am 13.02.2019 - 13:08:19h Kasbase 3.3.0.F.64l