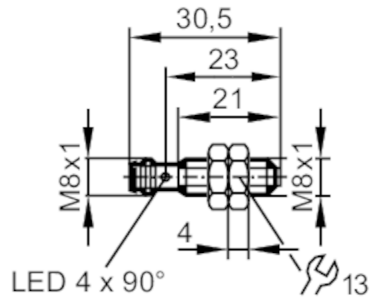


IE5366



Inductive sensor

IEB3002BBPKG/V4A/AS



Electrical data

Operating voltage [V]	10...30 DC; (to PELV; "supply class 2" to cULus)
Current consumption [mA]	< 15
Protection class	III
Reverse polarity protection	yes

Outputs

Electrical design	PNP
Output function	normally open
Max. voltage drop switching output DC [V]	2.5
Permanent current rating of switching output DC [mA]	100
Switching frequency DC [Hz]	800
Short-circuit protection	yes
Type of short-circuit protection	pulsed
Overload protection	yes

Detection zone

Sensing range [mm]	2
Operating distance [mm]	0...1.62

Accuracy / deviations

Correction factor	steel: 1 / stainless steel: 0.7 / brass: 0.5 / aluminium: 0.4 / copper: 0.3
Hysteresis [% of Sr]	1...20

Operating conditions

Ambient temperature [°C]	-20...70
Protection	IP 65; IP 67; (with ifm socket duly screwed on)

IE5366



Inductive sensor

IEB3002BBPKG/V4A/AS

Tests / approvals		
EMC	EN 61000-4-2 ESD	4 kV CD / 8 kV AD
	EN 61000-4-3 HF radiated	10 V/m
	EN 61000-4-4 Burst	2 kV
	EN 61000-4-5 Surge	0,5 kV line to line, Ri: 2 Ohm
	EN 61000-4-6 HF conducted	10 V
	EN 55011	class B
MTTF	[years]	1809
UL approval	Ta	-20...70 °C
	Enclosure type	Type 1
	voltage supply	Class 2
	File number UL	E174191

Mechanical data		
Weight	[g]	15.5
Housing		threaded type
Mounting		flush mountable
Dimensions	[mm]	M8 x 1 / L = 30.5
Thread designation		M8 x 1
Materials		housing: stainless steel; sensing face: LCP orange
Tightening torque	[Nm]	A = 5 mm: 2 Nm; B: 4 Nm


Displays / operating elements		
Display	switching status	4 x 90° LED, yellow

Accessories		
Accessories (supplied)		lock nuts: 2

Remarks		
Pack quantity		1 pcs.

Electrical connection - plug

Connector: 1 x M8



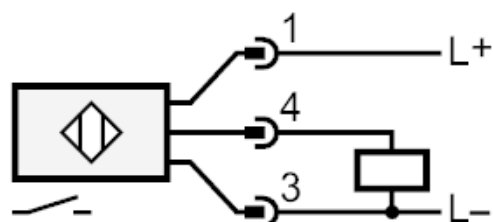
IE5366



Inductive sensor

IEB3002BBPKG/V4A/AS

Connection



Diagrams and graphs

Installation

