2PM Type Connector

2PM series circular electrical connectors mainly adopt Russian connector technology. It is widely used for electrical connection and signal transmission between electrical equipment in railway system, trams and trolley bus etc. Its unique structure can make up for the shortcomings of many other similar connectors, making it more convenient and scientific to use. The cable plug and panel socket are threaded connection. The panel socket has a glass sintered sealed socket (M) and a glass sintered sealed wall socket (C), which can simultaneously meet the use requirements in special environments such as vacuum, sealing, and high temperature. Now there are mainly 2PM14/18/22/24/27/30/33/36 and other specifications, its special structure and performance have won the general recognition of the market. At the same time, it can be matched and interchanged with original parts of Russian 2PMT and 2PMДT series.

Product Parameters

Connector type: Cable plug /panel socket

Orentation: Straight/Angled

Connection method: Thread connection

Shell Material: Aluminum alloy

Contact Material: Copper with silver/gold plated

Shell Size: 2PM14/18/22/24/27/30/33/36/39...

Pin number: 4/7/8/10/19/20/22/24/32...

Termination: Solder

Mating Cycles: 500 times

Working Voltage: ≥400V

Working Current: 5-40A

Insulater: bakelite/PBT

Operating temperature: -60℃ - +200℃

Insulation resistance: Normal ⩾20MΩ Moistheat ⩾2MΩ Contact resistance: 0.5-2.5mΩ

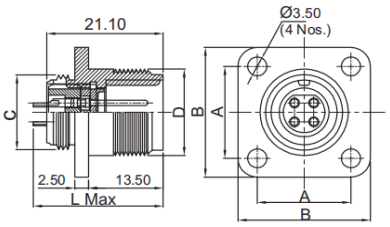

SHELL SIZE	14	18	22	24	27	30	33	36	39	42	45
A	17	20	23	26	29	31	32	35	37	40	43
B	24	27	30	33	36	38	40	43	46	49	52
C (LH) THREAD	M14X1.0	M18X1.0	M22X1.0	M24X1.0	M27X1.0	M30X1.0	M33X1.0	M38X1.0	M39X1.0	M42X1.0	M45X1.0
D (RH) THREAD	M16X1.0	M20X1.0	M24X1.0	M27X1.5	M30X1.5	M33X1.5	M38X1.5	M39X1.5	M39X1.5	M45X1.5	M48X1.5

For connectors with ø1.0 and ø1.5mm contacts dimension L=26.00 max.
For connectors with ø2.0 and ø 3mm contacts dimension L=28.00 max.

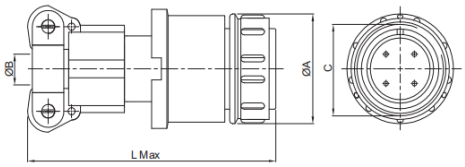

SHELL SIZE	14	18	22	24	27	30	33	36	39	42	45
A MAX	22	25	29	32	35	39	42	45	48	51	54
B (MIN) CABLE ENTRY DIA	6.5	10.5	14.50	16.50	18.50	20.50	23.00	23.00	24.50	30.50	30.50
C (RH) THREAD	M16X1.0	M20X1.0	M24X1.0	M27X1.5	M30X1.5	M33X1.5	M36X1.5	M39X1.5	M39X1.5	M45X1.5	M48X1.5
L MAX	53.50	53.50	56	62.50	62.50	62.50	57.50	67.50	67.50	67.50	67.50

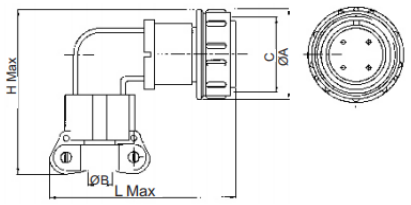

SHELL SIZE	14	18	22	24	27	30	33	36	39	42	45
A MAX	22	25	29	32	35	39	47	45	48	51	54
B (MIN) CABLE ENTRY DIA	6.5	10.5	14.50	16.50	18.50	20.50	23.00	23.00	24.50	30.50	30.50
C (RH) THREAD	M16X1.0	M20X1.0	M24X1.0	M27X1.5	M30X1.5	M33X1.5	M36X1.5	M39X1.5	M39X1.5	M45X1.5	M48X1.5
L MAX	51.5	58	62	64	67	71	71	71	74	81	88
H MAX	37.5	41	47.5	50	53.5	57.5	50.5	63.5	56.5	69.5	72.5

2PM 14 K 4 Q A 2

Shell Size: 2PM14/18/22/24/27/30/33/36/39/42/45

K: Female **J:** Male

Number of contacts: 4/7/8/10/19/20/22/24/32 ...

1: Gold plated pin
2: Silver plated pin

Q: Straight **W:** Right Angle **Z:** Flange Receptacle

A: Shielded **B:** Unshielded

Contact layout diagrams for 2PM

Ex: Shell Size / No. of Contacts / Combination No.

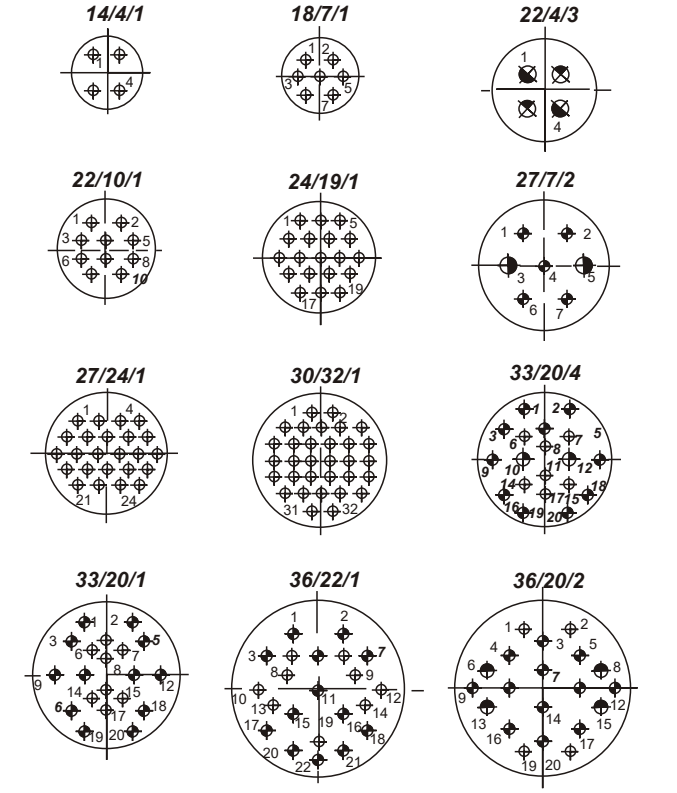

Contact layout diagrams for 2PM⊿

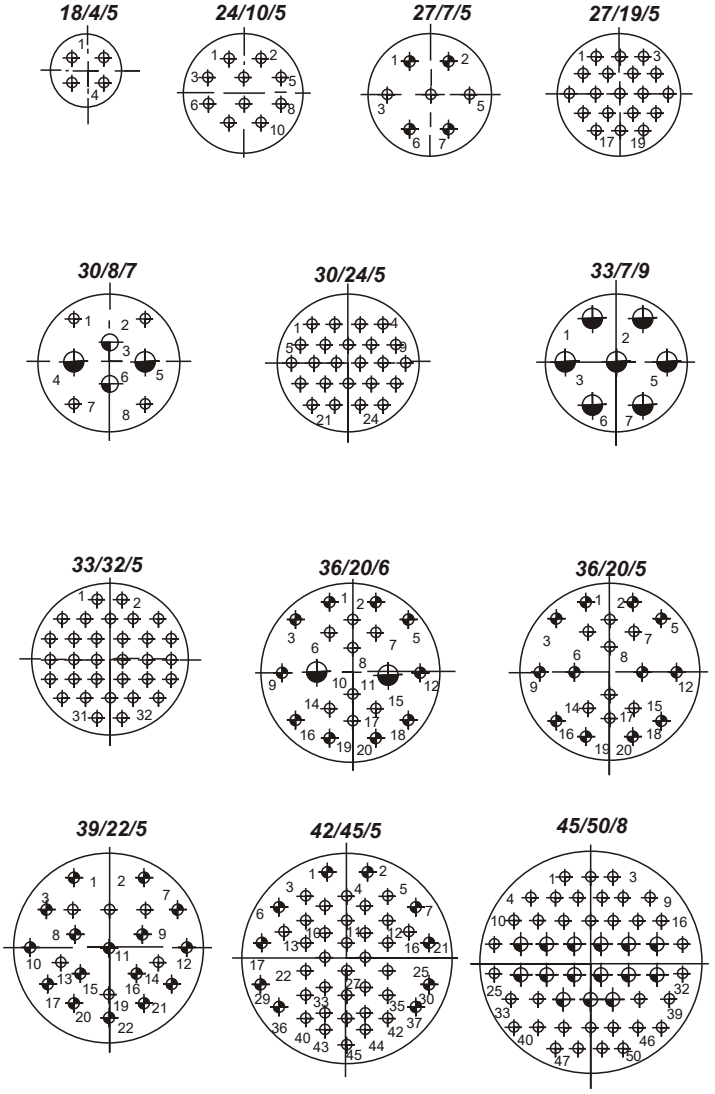

Contact configuration in insert									
For 2PM size.									
Sr. No.	Inserts			Contacts					
	Shell Size	No. of Contacts	Combi-nation No.	1.0	1.5	2.0	2.0 A	3.0	3.0 A
1	14	4	1	4	-	-	-	-	-
2	18	7	1	7	-	-	-	-	-
3	22	4	3	-	-	2	-	2	-
4	22	10	1	10	-	-	-	-	-
5	24	19	1	19	-	-	-	-	-
6	27	24	1	24	-	-	-	-	-
7	30	32	1	32	-	-	-	-	-
8	33	20	4	18	-	-	-	2	-
9	39	45	2	40	5	-	-	-	-
10	42	50	2	43	7	-	-	-	-
	For 2PM⊿ size.								
1	18	4	5	-	4	-	-	-	-
2	24	10	5	-	10	-	-	-	-
3	27	19	5	-	19	-	-	-	-
4	30	8	7	-	4	-	2	-	2
5	30	24	5	-	24	-	-	-	-
6	33	32	5	-	32	-	-	-	-
7	36	20	6	-	18	-	-	-	2
8	42	45	5	-	45	-	-	-	-
9	33	7	9	-	-	-	-	-	7
10								-	