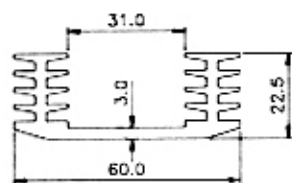




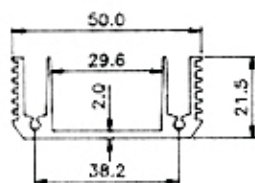
heat sinks

=7=
WT:(KG/M)
R_e:(°C/W/1")

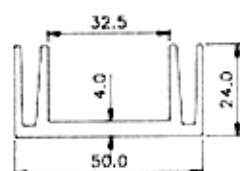
K301 WT:1.17 R_e:6.5



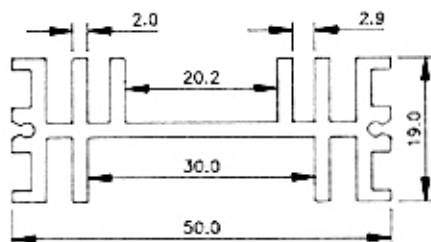
K302 WT:0.73 R_e:7.1



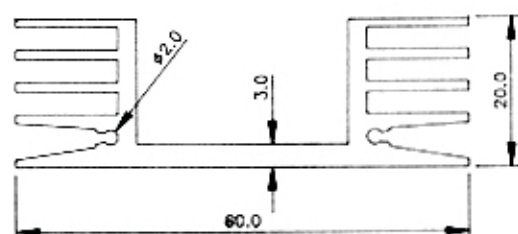
K309 WT:1.05 R_e:7.4



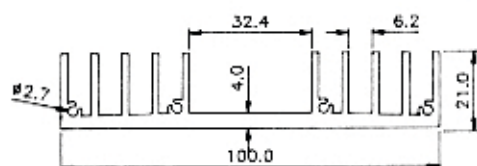
K303 WT:0.8 R_e:6.5



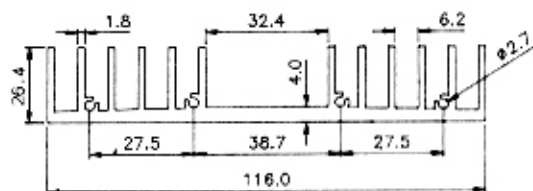
K304 WT:1.0 R_e:6.2



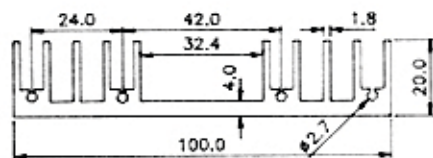
K145 WT:2.06 R_e:5.3



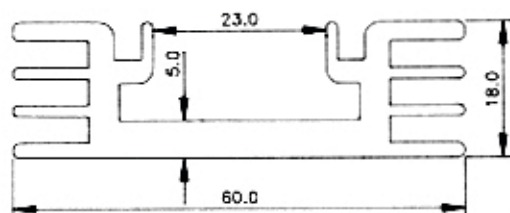
K115 WT:2.51 R_e:4.



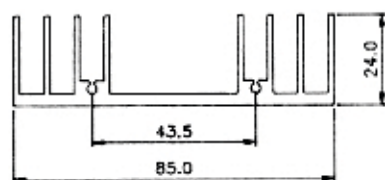
K404 WT:2.32 R_e:5.4



K305 WT:1.4 R_e:6.4



K113 WT:1.32 R_e:5.8



K118 WT:3.0 R_e:4.2

