



CIRCUIT-BREAKER SIZE S00,  
FOR MOTOR PROTECTION, CLASS 10,  
A-REL. 2.8...4A, N-REL. 52A,  
SCREW TERMINAL,  
STANDARD SWITCHING CAPACITY,  
W. TRANSV. AUX. SWITCH 1NO+1NC

General technical data:		
product brand name		SIRIUS
Product designation		circuit breaker
Size of the circuit-breaker		S00
Number of poles / for main current circuit		3
Product function		
• removable terminal for auxiliary and control circuit		No
• overload protection		Yes
• phase disturbance recognition		Yes
• short-circuit to earth recognition		No
Product component		
• auxiliary switch		Yes
• undervoltage release mechanism		No
• trip indicator		Yes
Product extension		
• auxiliary switch		Yes
• optional / motor drive		No
Impulse voltage resistance / rated value	V	6,000
Protection class IP / on the front		IP20
Protection against electrical shock		finger-safe

<b>Installation altitude / at a height over sea level / maximum</b>	m	2,000
<b>Resistance against shock</b>		25g / 11 ms
<b>Ambient temperature</b>		
• during transport	°C	-50 ... +80
• during storage	°C	-50 ... +80
• during operating	°C	-20 ... +60
<b>Active power loss / total / typical</b>	W	6

#### Main circuit:

<b>Operating voltage / rated value</b>	V	690
<b>Service power / at AC-3 / at 400 V / rated value</b>	kW	1.5
<b>Operating current / at AC-3 / at 400 V / rated value</b>	A	4
<b>Mechanical operating cycles as operating time / of the main contacts / typical</b>		100,000
<b>Frequency of operation / with AC-3 / maximum</b>	1/h	15

#### Auxiliary circuit:

<b>Design of the auxiliary switch</b>		transverse
<b>Number of changeover contacts / for auxiliary contacts</b>		0
<b>Operating current / of the auxiliary contacts</b>		
• at AC-15		
• at 24 V	A	2
• at 230 V	A	0.5
• at DC-13		
• at 24 V	A	1
• at 60 V	A	0.15

#### Protection function:

<b>Trip class</b>		CLASS 10
<b>Adjustable response current / of the current-dependent overload release</b>	A	2.8 ... 4

#### Installation/mounting/dimensions:

<b>Mounting type</b>		screw and snap-on mounting onto 35 mm standard mounting rail according to DIN EN 50022
<b>mounting position</b>		any
<b>Depth</b>	mm	81
<b>Height</b>	mm	90
<b>Width</b>	mm	45

#### Connections:

<b>Arrangement of electrical connectors / for main current circuit</b>		front side
<b>Design of the electrical connection</b>		

<ul style="list-style-type: none"> <li>• for main current circuit</li> <li>• for auxiliary and control current circuit</li> </ul>	<p>screw-type terminals</p> <p>screw-type terminals</p>
<b>Type of the connectable conductor cross-section</b> <ul style="list-style-type: none"> <li>• for main contacts <ul style="list-style-type: none"> <li>• solid</li> <li>• finely stranded <ul style="list-style-type: none"> <li>• with conductor end processing</li> </ul> </li> <li>• stranded</li> </ul> </li> <li>• for AWG conductors / for main contacts</li> <li>• for auxiliary contacts <ul style="list-style-type: none"> <li>• solid</li> <li>• finely stranded / with conductor end processing</li> </ul> </li> <li>• for AWG conductors / for auxiliary contacts</li> </ul>	<p>2x (0.5 ... 1.5 mm<sup>2</sup>), 2x (0.75 ... 2.5 mm<sup>2</sup>)</p> <p>2x (0.5 ... 1.5 mm<sup>2</sup>), 2x (0.75 ... 2.5 mm<sup>2</sup>)</p> <p>2x (0.5 ... 1.5 mm<sup>2</sup>), 2x (0.75 ... 2.5 mm<sup>2</sup>)</p> <p>2x (18 ... 14)</p> <p>2x (0.5 ... 1.5 mm<sup>2</sup>), 2x (0.75 ... 2.5 mm<sup>2</sup>)</p> <p>2x (0.5 ... 1.5 mm<sup>2</sup>), 2x (0.75 ... 2.5 mm<sup>2</sup>)</p> <p>2x (18 ... 14)</p>

### Certificates/approvals:

#### General Product Approval



CCC



CSA



#### Test Certificates

[Special Test Certificate](#)

#### Shipping Approval



ABS



BUREAU  
VERITAS



DNV



GL



LRS



PRS

#### Shipping Approval



RINA



RMRS

#### other

[Confirmation](#)

[Declaration of Conformity](#)

[other](#)

[Environmental Confirmations](#)

### Further information:

#### Information- and Downloadcenter (Catalogs, Brochures,...)

<http://www.siemens.com/industrial-controls/catalogs>

#### Industry Mall (Online ordering system)

<http://www.siemens.com/industrial-controls/mall>

#### Cax online generator:

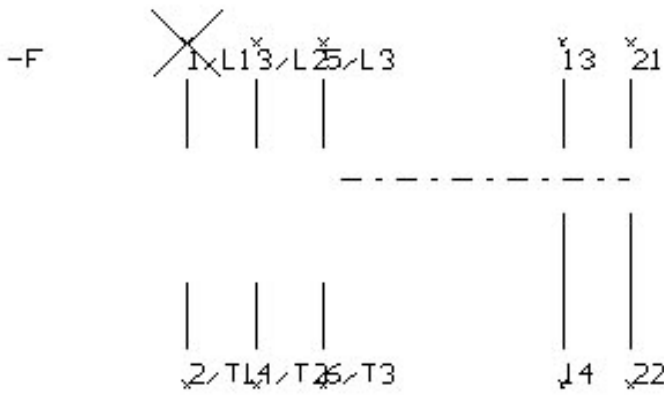
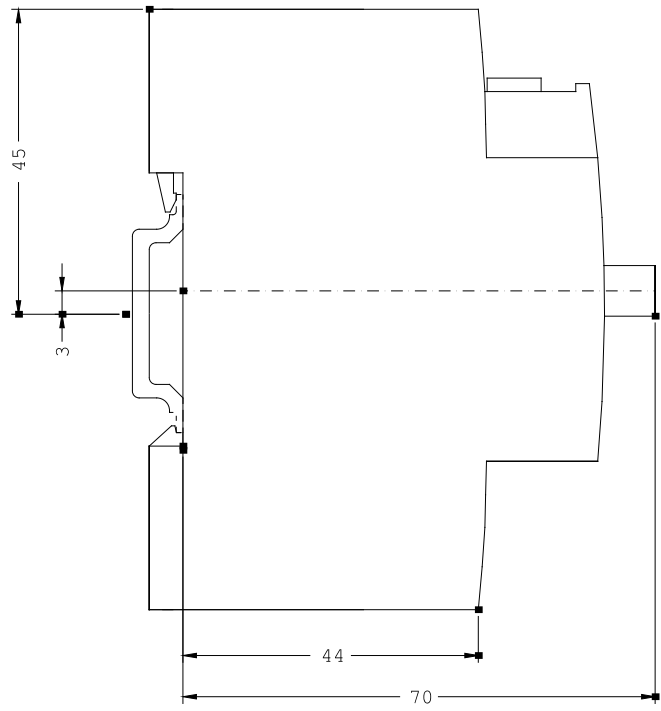
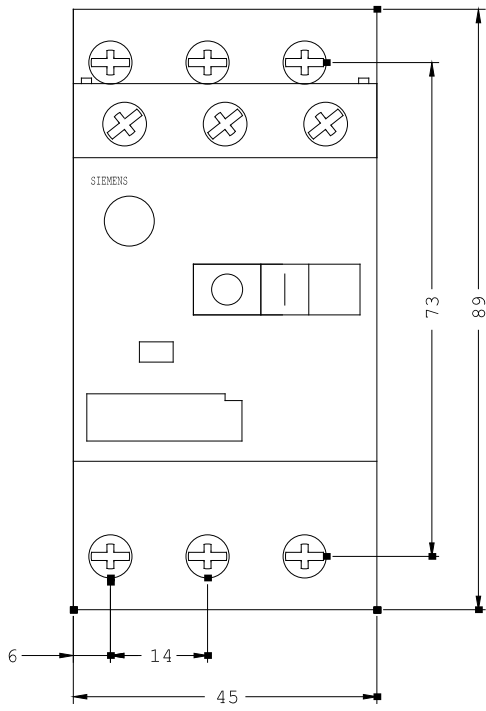
<http://www.siemens.com/cax>

#### Service&Support (Manuals, Certificates, Characteristics, FAQs,...)

<http://support.automation.siemens.com/WW/view/en/3RV1011-1EA15/all>

#### Image database (product images, 2D dimension drawings, 3D models, device circuit diagrams, ...)

[http://www.automation.siemens.com/bilddb/cax\\_en.aspx?mlfb=3RV1011-1EA15](http://www.automation.siemens.com/bilddb/cax_en.aspx?mlfb=3RV1011-1EA15)



last change:

Jun 27, 2014