



SIRIUS SOFT STARTER, SIZE S00, 9A,
4KW/400V, 40 DEGREES, 200-480V AC,
24V AC/DC, SCREW TERMINALS

General details:

product brand name		SIRIUS
Product equipment		
• integrated bridging contact system		Yes
• thyristors		Yes
Product function		
• intrinsic device protection		No
• motor overload protection		No
• evaluation of thermal resistor motor protection		No
• reset external		No
• adjustable current limitation		No
• inside-delta circuit		No
Product component / outlet for enine brake		No
Item designation		
• according to DIN EN 61346-2		Q
• according to DIN 40719 extendable after IEC 204-2 / according to IEC 750		G

Power Electronics:

product designation		soft starters for standard applications
Operating current		

• at 40 °C / rated value	A	9
• at 50 °C / rated value	A	8
• at 60 °C / rated value	A	7
Emitted mechanical power / for three-phase servomotors		
• at 230 V / at standard switching / at 40 °C		
• rated value	W	2,200
• at 400 V / at standard switching / at 40 °C		
• rated value	W	4,000
yielded mechanical performance (hp) / for three-phase squirrel cage motors / at 200/208 V / at standard circuit / at 50 °C / rated value	hp	2
Operating frequency		
• rated value	Hz	50 ... 60
Relative negative tolerance / of the operating frequency	%	-10
Relative positive tolerance / of the operating frequency	%	10
Operating voltage / with standard circuit / rated value	V	200 ... 480
Relative negative tolerance / of the operating voltage / with standard circuit	%	-15
Relative positive tolerance / of the operating voltage / with standard circuit	%	10
Minimum load in % of I_M	%	10
Continuous operating current in % of I_e / at 40°C	%	115
Active power loss / at operating current / at 40°C / during operating phase / typical	W	1

Control electronics:

Type of voltage / of the controlled supply voltage		AC/DC
Control supply voltage frequency / 1 / rated value	Hz	50
Control supply voltage frequency / 2 / rated value	Hz	60
Relative negative tolerance / of the control supply voltage frequency	%	-10
Relative positive tolerance / of the control supply voltage frequency	%	10
Control supply voltage / 1		
• at 50 Hz / for AC	V	24
• at 60 Hz / for AC	V	24
Relative negative tolerance / of the control supply voltage / at 60 Hz / for AC	%	-20
Relative positive tolerance / of the control supply voltage / at 60 Hz / for AC	%	20
Control supply voltage / 1 / for DC / rated value	V	24
Relative negative tolerance / of the control supply voltage / for DC	%	-20

Relative positive tolerance / of the control supply voltage / for DC	%	20
Type of display / for fault signal		red

Mechanical design:

Size of the engine control device		S00
Width	mm	45
Height	mm	95
Depth	mm	150
Type of mounting		screw and snap-on mounting
mounting position		With vertical mounting surface +/-10° rotatable, with vertical mounting surface +/- 10° tiltable to the front and back
Distance, to be maintained, to the ranks assembly		
• upwards	mm	60
• sideways	mm	15
• downwards	mm	40
Installation altitude / at a height over sea level	m	5,000
Cable length / maximum	m	300
Number of poles / for main current circuit		3

Electrical connections:

Design of the electrical connection		
• for main current circuit		screw-type terminals
• for auxiliary and control current circuit		screw-type terminals
Number of NC contacts / for auxiliary contacts		0
Number of NO contacts / for auxiliary contacts		1
Number of change-over switches / for auxiliary contacts		0
Type of the connectable conductor cross-section / for main contacts / for box terminal / when using the front clamping point		
• solid		2x (1 ... 2.5 mm ²), 2x (2.5 ... 6 mm ²)
• finely stranded / with conductor end processing		2x (1.5 ... 2.5 mm ²), 2x (2.5 ... 6 mm ²)
Type of the connectable conductor cross-section / for AWG conductors / for main contacts / for box terminal		
• when using the front c		2x (16 ... 10)
Type of the connectable conductor cross-section		
• for auxiliary contacts		
• solid		2x (0.5 ... 2.5 mm ²)
• finely stranded / with conductor end processing		2x (0.5 ... 1.5 mm ²)
• for AWG conductors / for auxiliary contacts		2x (20 ... 14)
• finely stranded / with wire end proc		2x (20 ... 16)

Ambient conditions:

Ambient temperature	• during operating	°C	-25 ... +60
	• during storage	°C	-40 ... +80
Derating temperature		°C	40
Protection class IP			IP20

Certificates/approvals:

General Product Approval	EMC	Test Certificates
---------------------------------	------------	--------------------------



[Type Test Certificates/Test Report](#)

other

[Declaration of Conformity](#)

[other](#)

[Environmental Confirmations](#)

UL/CSA ratings

yielded mechanical performance (hp) / for three-phase squirrel cage motors	• at 220/230 V / at standard circuit	hp	2
	• at 50 °C / rated value		
	• at 460/480 V / at standard circuit	hp	5
	• at 50 °C / rated value		
Contact rating designation / for auxiliary contacts / according to UL			B300 / R300

Further information:

Information- and Downloadcenter (Catalogs, Brochures,...)

<http://www.siemens.com/industrial-controls/catalogs>

Industry Mall (Online ordering system)

<http://www.siemens.com/industrial-controls/mall>

CAX-Online-Generator

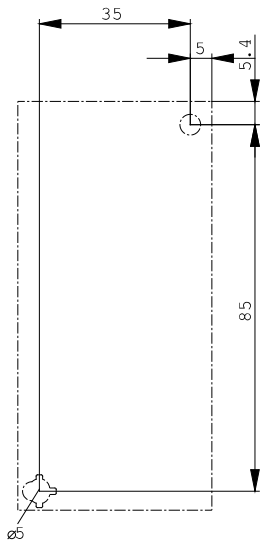
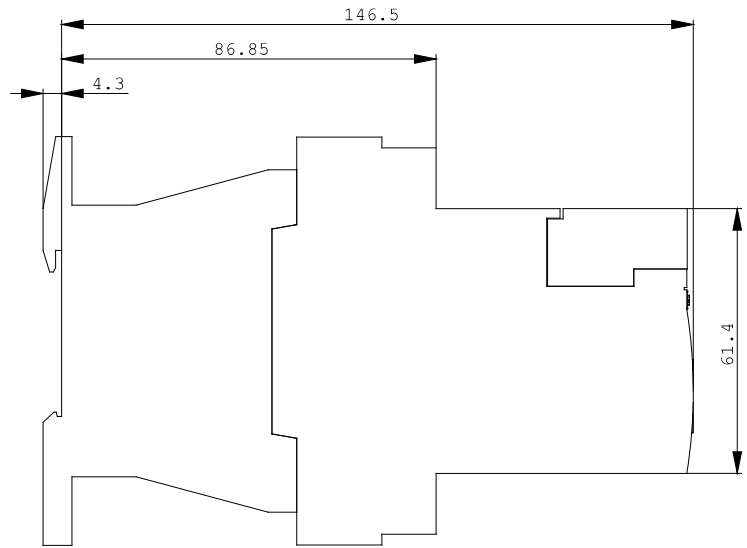
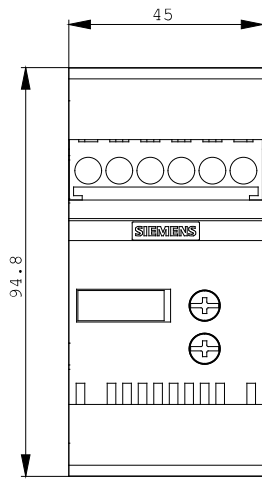
<http://www.siemens.com/cax>

Service&Support (Manuals, Certificates, Characteristics, FAQs,...)

<http://support.automation.siemens.com/WW/view/en/3RW3016-1BB04/all>

Image database (product images, 2D dimension drawings, 3D models, device circuit diagrams, ...)

http://www.automation.siemens.com/bilddb/cax_en.aspx?mlfb=3RW3016-1BB04



last change:

Feb 7, 2013