



Features

- 1/4" Round / Single-Turn / Cermet Industrial / Sealed
 - 5 standard terminal styles
 - Tape and reel packaging available
 - Listed on the QPL for style RJ50 per MIL-PRF-22097 and RJR50 per High-Rel MIL-PRF-39035
- RoHS compliant* version available
 - For trimmer applications/processing guidelines, [click here](#)

3329 - 1/4" Round Trimpot® Trimming Potentiometer

Electrical Characteristics

Standard Resistance Range	10 to 1 megohm
	(see standard resistance table)
Resistance Tolerance	±10 % std.
	(closer tolerance available)
Absolute Minimum Resistance	1 % or 2 ohms
	(whichever is greater)
Contact Resistance Variation	3.0 % or 3 ohms max.
	(whichever is greater)
Adjustability	
Voltage	±0.05 %
Resistance	±0.15 %
Resolution	Infinite
Insulation Resistance	500 vdc.
	1,000 megohms min.
Dielectric Strength	
Sea Level	600 vac
80,000 Feet	250 vac
Adjustment Angle	240 ° nom.

Environmental Characteristics

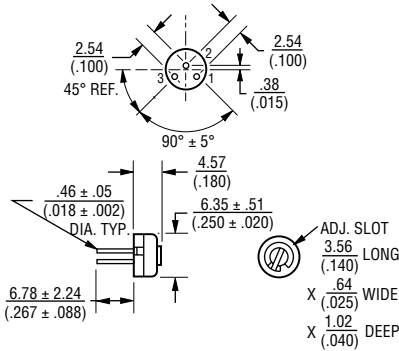
Power Rating @ 85 °C (300 volts max.)	0.5 watt
Power Rating @ 150 °C	0 watt
Temperature Range	-55 °C to +150 °C
Temperature Coefficient	±100 ppm/°C
Seal Test	85 °C Fluorinert†
Humidity	MIL-STD-202 Method 103
	96 hours
	(3 % ΔTR, 10 Megohms IR)
Vibration	30 G (1 % ΔTR; 1 % ΔVR)
	except "P" pin style
Shock	100 G (1 % ΔTR; 1 % ΔVR)
Load Life	
	1,000 hours 0.5 watt @ 85 °C
	(3 % ΔTR; 3 % CRV)
Rotational Life	200 cycles
	(4 % ΔTR; 4 % CRV)

Physical Characteristics

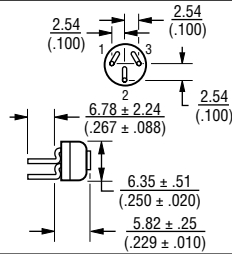
Mechanical Angle	260 ° nom.
Torque	5.0 oz-in. max.
Stop Strength	5.0 oz-in. min.
Terminals	Solderable pins
Weight	0.02 oz.
Marking	Manufacturer's trademark,
	resistance code, date code,
	manufacturer's model number
	and style
Wiper	50 % (Actual TR) ±10 %
Standard Packaging	50 pcs. per tube
Adjustment Tool	H-90

Product Dimensions

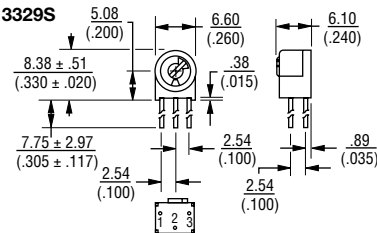
3329H



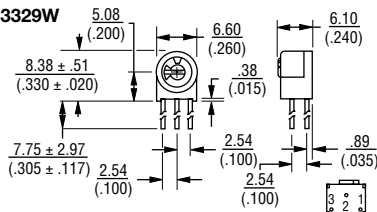
3329P



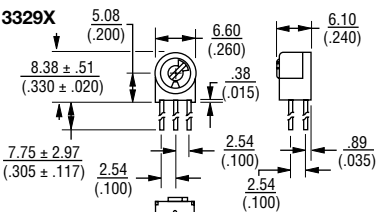
3329S



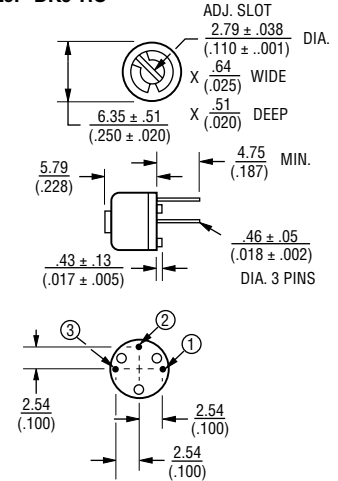
3329W



3329X

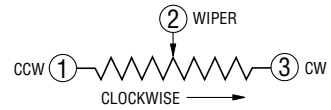


3329P-DK9-RC



DIMENSIONS: MM (INCHES)

TOLERANCES: ± 0.25 (0.010) EXCEPT WHERE NOTED



How To Order

Model 3329 M - 1 - 103 LF

Style _____

Standard or Modified Product Indicator
 -1 = Standard Product
 -DK9 = Plastic Spacer

Resistance Code _____

Packaging Designator
 Blank = Tube (Standard)
 R = Tape and Reel (M and U Pin Styles Only)
 A = Ammo Pack (M and U Pin Styles Only)

Terminations
 LF = 100 % Tin-plated (RoHS compliant)
 Blank = 90 % Tin / 10 % Lead-plated (Standard)

Consult factory for other available options.

Tape and reel material meets Antistatic ANSI/ESD 5541-2003 packaging standards.

*RoHS Directive 2002/95/EC Jan. 27, 2003 including annex and RoHS Recast 2011/65/EU June 8, 2011.

†"Fluorinert" is a registered trademark of 3M Co.

Specifications are subject to change without notice.

The device characteristics and parameters in this data sheet can and do vary in different applications and actual device performance may vary over time.

Users should verify actual device performance in their specific applications.

3329 - 1/4 " Round Trimpot® Trimming Potentiometer

BOURNS®

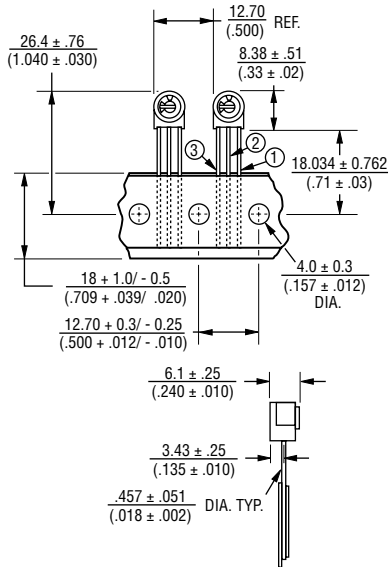
Standard Resistance Table

Resistance (Ohms)	Resistance Code
10	100
20	200
50	500
100	101
200	201
500	501
1,000	102
2,000	202
5,000	502
10,000	103
20,000	203
25,000	253
50,000	503
100,000	104
200,000	204
250,000	254
500,000	504
1,000,000	105

Popular distribution resistance values listed in boldface. Special resistances available.

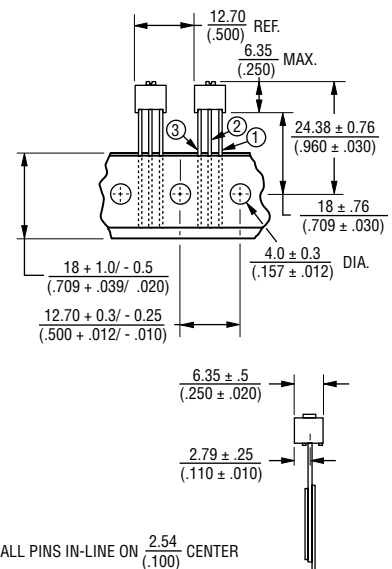
Packaging Specifications

SIDE ADJUST 3329M-1



ALL PINS IN-LINE ON $\frac{2.54}{(.100)}$ CENTER
 DIMENSIONS: $\frac{MM}{(INCHES)}$
 1000/REEL/BOX

TOP ADJUST 3329U-1



ALL PINS IN-LINE ON $\frac{2.54}{(.100)}$ CENTER
 DIMENSIONS: $\frac{MM}{(INCHES)}$
 1000/REEL/BOX

Meets EIA Specification 468.

REV. 05/16

"Trimpot" is a registered trademark of Bourns, Inc. Specifications are subject to change without notice. Users should verify actual device performance in their specific applications.

The device characteristics and parameters in this data sheet can and do vary in different applications and actual device performance may vary over time.

Mouser Electronics

Authorized Distributor

Click to View Pricing, Inventory, Delivery & Lifecycle Information:

Bourns:

[3329H-1-502](#) [3329H-1-504](#) [3329H-1-500](#) [3329M-1-502](#) [3329H-1-503](#) [3329H-1-501](#) [3329U-1-202R](#) [3329X-1-502](#)
[3329X-1-504](#) [3329X-1-503](#) [3329X-1-500](#) [3329X-1-501](#) [3329H-DK9-203](#) [3329H-DK9-201](#) [3329P-DK9-254](#) [3329P-](#)
[DK9-253](#) [3329H-DK9-204](#) [3329H-DK9-200](#) [3329H-DK9-202](#) [3329P-DK9-105](#) [3329P-DK9-100](#) [3329P-DK9-101](#)
[3329P-DK9-104](#) [3329P-DK9-102](#) [3329P-DK9-103](#) [3329H-1-473](#) [3329H-1-471](#) [3329H-1-474](#) [3329H-1-472](#) [3329P-1-](#)
[471](#) [3329P-1-473](#) [3329P-1-472](#) [3329U-1-253R](#) [3329H-1-303](#) [3329X-1-204](#) [3329X-1-203](#) [3329X-1-201](#) [3329X-1-](#)
[202](#) [3329W-1-201](#) [3329S-1-203](#) [3329W-1-203](#) [3329P-1-223](#) [3329S-1-201](#) [3329P-1-201](#) [3329P-1-205](#) [3329S-1-200](#)
[3329P-1-200](#) [3329S-1-204](#) [3329W-1-202](#) [3329S-1-202](#) [3329P-1-204](#) [3329W-1-200](#) [3329W-1-204](#) [3329P-1-203](#)
[3329P-1-202](#) [3329X-1-253](#) [3329X-1-254](#) [3329U-1-201R](#) [3329U-1-203R](#) [3329U-1-504R](#) [3329H-1-100LF](#) [3329H-1-](#)
[101LF](#) [3329H-1-102LF](#) [3329H-1-103LF](#) [3329H-1-104LF](#) [3329H-1-105LF](#) [3329H-1-200LF](#) [3329H-1-201LF](#) [3329H-1-](#)
[202LF](#) [3329H-1-203LF](#) [3329H-1-204LF](#) [3329H-1-253LF](#) [3329H-1-254LF](#) [3329H-1-500LF](#) [3329H-1-501LF](#) [3329H-1-](#)
[502LF](#) [3329H-1-503LF](#) [3329H-1-504LF](#) [3329P-1-101LF](#) [3329P-1-102LF](#) [3329P-1-103LF](#) [3329P-1-104LF](#) [3329P-1-](#)
[105LF](#) [3329P-1-200LF](#) [3329P-1-201LF](#) [3329P-1-202LF](#) [3329P-1-203LF](#) [3329P-1-204LF](#) [3329P-1-253LF](#) [3329P-1-](#)
[500LF](#) [3329P-1-501LF](#) [3329P-1-502LF](#) [3329P-1-503LF](#) [3329P-1-504LF](#) [3329S-1-104LF](#) [3329S-1-202LF](#) [3329S-1-](#)
[254LF](#) [3329S-1-502LF](#) [3329W-1-101LF](#) [3329W-1-102LF](#)