BEISIT®

倍仕得电气科技(杭州)股份有限公司
BEISIT ELECTRIC TECH (HANGZHOU) CO.,LTD.

倍仕得电气科技(杭州)股份有限公司
BEISIT ELECTRIC TECH (HANGZHOU) CO.,LTD.

浙江杭州余杭经济技术开发区唐梅路1号　　邮编：311100

Add.: 1, Tangmei Rd., Yuhang Economic-Technological Development Area, Hangzhou, Zhejiang 311100, China

Tel: 0086-571-8936 2888　E-mail: info@beisit.com

Fax: 0086-571-8936 2999　Http: // www.beisit.com

BEISIT ELECTRIC USA

608 Haudie Ann Rd Boothwyn, Pa. 19061

Phone:(610) 324-2027

E-mail: billpoiesz@beisit.com　billpoiesz@gmail.com

www.beisit.com

EUROPEAN STOCK AVAILABLE IN GERMANY

Logistic Centre in Europe:

Address: Otto-Lilienthal-Str. 10 D-49134 Wallenhorst, Deutschland

Tel.: +49 5407-8766-0

區域經銷商　Regional Distributor

Seeking Distributors worldwide

Cable Glands and Accessories
電纜接頭

Conduit Systems
軟管連接系統

Enclosure Systems and Accessories
接綫盒系統及相關配件

BEISIT®
cable protection

We reserve the right to make technical changes ormodify the contents of this document without prior notice. All the agreed particulars shall prevail. All rights reserved.

HANGZHOU • CHINA

品牌解析
Brand Definition

"I" stands for "Integrity 誠信"
"I" stands for "International 國際"
"BEST": Best 最好
做誠信的國際企業，以更好的品質服務世界！
Functions as an international company of high integrity whose mission is to provide the finest products and services worldwide.

倍：即多，廣聚英才；加倍，業精于勤；倍增，高效發展
pronounced as "bei", means “more”, gathering more talents;mastery of work comes from more diligence; developing with high efficiency.

仕：人才，德才兼備；仕途，個人和企業前景光明
pronounced as "shi", means“talents”, a person with ability and integrity; Both enterprise and individual should have a bright future, indicating the idea of people-oriented.

得：擁有，擁有更高價值
pronounced as "de",means “possess”, to create and possess higher value.

倍仕得園區鳥瞰圖
Beisit factory Aeroview

倍仕得團隊
Beisit Smile Service

模具中心
Mold Processing Center

强大的產品研發能力
Strong and Efficient R&D

精密模具制造能力
Precision Mould Manufacturing
爲客户特殊定制能力
Customization.

精密刀具設計制造
Design and Manufacture of Precise Cutting Tools

BEISIT®

精密刀具設計制造能力
Design and Manufacture of Precision Cutting Tools.

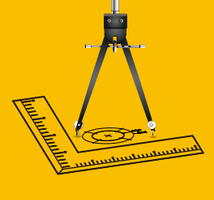

BEISIT®

爲客户定制精密金屬產品
High-precision Customized Metal products.

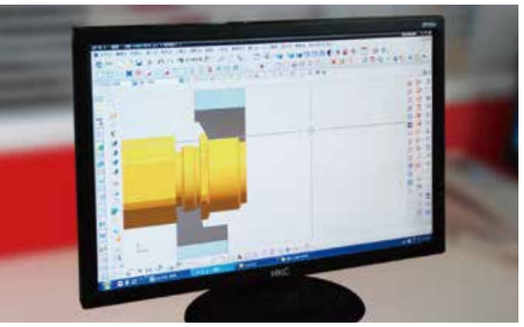

檢測中心
Testing Center

先進的檢測設備
Advanced Testing Equipment

倍仕得產品檢驗遵循德國DIN、VDE標準和美國UL標準
Product Tests follow German standard of DIN, VDE and American UL Standard.
產品符合歐洲最新EN標準和ATEX標準
Comply with Lastest of EN and ATEX European standard.

企業認證
Company Certifications

IATF16949管理體系運作
Company is Managed Strictly According to IATF16949/ISO9001.

領先的配綫器材產品集成商
A Leading Supplier for Integrated Cable Protection Products



產品認證
Product Certifications

IECEx ATEX CE

產品測試
Product Tests

RoHS IP68 IP69K DIN-5510-2 EN 45545-2

企業文化
Corporate Culture

BEISIT®

倍仕得使命：爲全球工業提供最可靠的連接器產品
Mission: To supply most reliable connectors for global industry.

客户價值觀：敬畏客户；爲客户創造獨特價值的決心不動摇
Customer Value: Revere clients; Never waver in determination to create unique value for our clients.

品質價值觀：品質如命，衹有一次；做出100%合格產品的決心不動摇
Quality Value: Quality as life, only once. Never waver in determination to produce 100% qualified products.

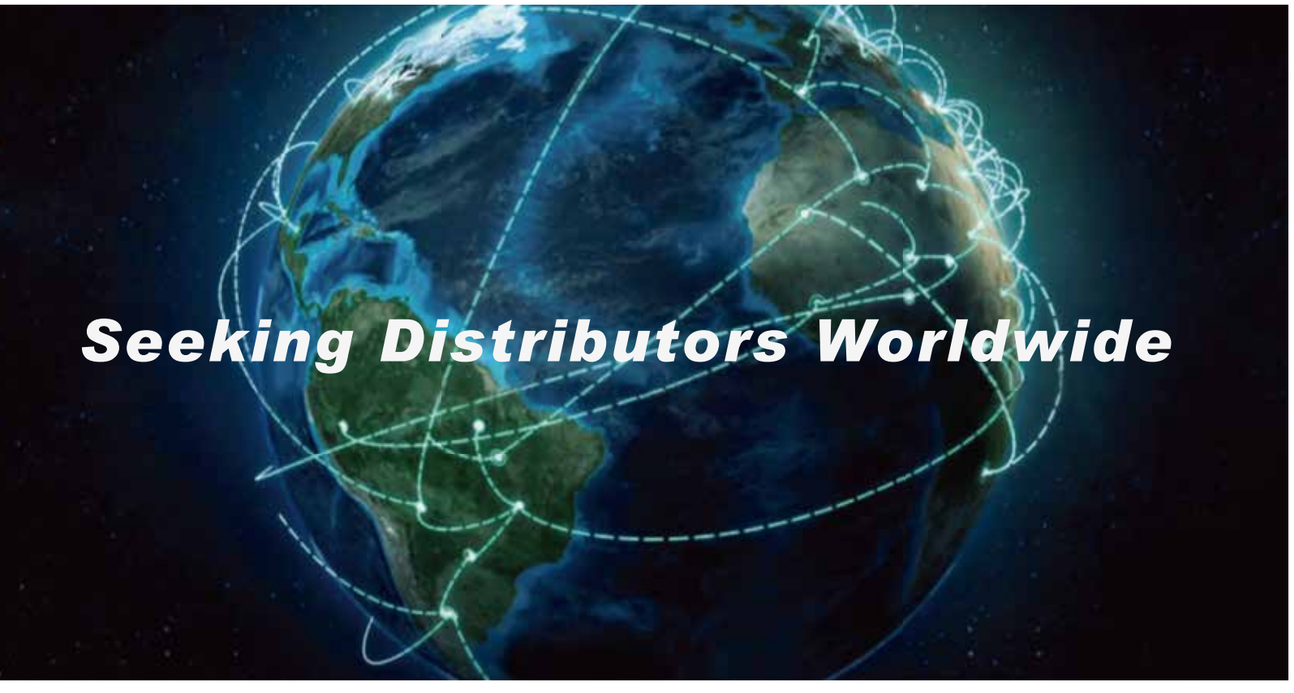

目 録
CONTENTS

1 標準工業接頭 Standard Industrial 18

2 多孔接頭 Multi-Entry 43



3 屏蔽系列接頭 EMC 61

4 特殊行業產品 Special Applications 77

5 防爆增安型產品 Ex e 87

6 配件類產品 Accessories 115

7 軟管連接系統 Conduit System 134

8 接綫盒系統 Enclosure System 158

產品目録

Technical Appendix

01 应用领域
02 技术螺纹规格说明
03 电缆固定头安装指南
05 电缆固定头功能测试标准（金属/塑料）
07 力学/物理性能对比/盐雾测试
07 电镀与化学镀的区别
09 IP防护等级/IP防护指南
11 各种材料特性与表面处理
13 密封材料的选用
15 金属产品结构对比
17 颜色定制

Standard Industrial

18 M型/M加长型电缆固定头
20 M型/M加长型防折弯电缆固定头
21 M型/M加长型金属电缆固定头
23 M加强型/M加强型加长金属电缆固定头
25 M型/M加长型金属电缆固定头 W型
27 PG型/PG加长型电缆固定头
29 PG型/PG加长型防折弯电缆固定头
30 PG型/PG加长型金属电缆固定头
32 加强型PG/加强型PG加长金属电缆固定头
34 NPT型电缆固定头
35 NPT型防折弯电缆固定头
36 NPT型/加强型NPT金属电缆固定头
38 G(PF)型电缆固定头
39 G(PF)型防折弯电缆固定头
40 G(PF)型/加强G(PF)型金属电缆固定头
42 MG型电缆固定头

Multi-Entry

43 M型/M加长型多孔电缆固定头
45 PG型/PG加长型多孔电缆固定头
47 NPT型/G(PF)型多孔电缆固定头
49 M型/M加长型扁孔电缆固定头
50 PG型/PG加长型扁孔电缆固定头
51 NPT型/G(PF)型扁孔电缆固定头
52 M型/M加长型多孔金属电缆固定头
54 PG型/PG加长型多孔金属电缆固定头
56 NPT型/G(PF)型多孔金属电缆固定头
58 M型/M加长型扁孔金属电缆固定头
59 PG型/PG加长型扁孔金属电缆固定头
60 NPT型/G(PF)型扁孔金属电缆固定头

EMC

61 M型/M加长型屏蔽金属电缆固定头 S型
63 PG型/PG加长型屏蔽金属电缆固定头 S型
65 NPT型/G(PF)型屏蔽金属电缆固定头 S型
67 M型屏蔽金属电缆固定头 S型/新能源汽车专用
68 M型大锁紧范围屏蔽金属电缆固定头 S型/新能源汽车专用
70 M型多孔屏蔽金属电缆固定头
71 M型/M加长型屏蔽金属电缆固定头 R型
73 PG型/PG加长型屏蔽金属电缆固定头 R型
75 NPT型/G(PF)型屏蔽金属电缆固定头 R型

Special Applications

77 M复合型电缆固定头
78 M复合型屏蔽电缆固定头
79 大锁紧范围金属电缆固定头
80 双锁紧金属电缆固定头
81 M型/PG型防折弯金属电缆固定头
83 M型/PG型双锁紧防折弯金属电缆固定头
85 填料函
86 平口接头

Ex e

87 防爆分类
88 M型/M加长型防爆电缆固定头
90 PG型/PG加长型防爆电缆固定头
92 NPT型防爆电缆固定头
93 M型/PG型防爆圆形堵塞件
95 M型/M加长型防爆金属电缆固定头
97 PG型/PG加长型防爆金属电缆固定头
99 NPT型/加强型NPT防爆金属电缆固定头
101 加强型M/加强型M加长防爆金属电缆固定头
103 加强型PG/加强型PG加长防爆金属电缆固定头
105 M型/PG型防爆金属圆形堵塞件
107 M型/PG型防爆金属六角形堵塞件
109 M型/PG型防爆金属缩径环
111 M-PG型/M-NPT型/PG-M型/PG-NPT型防爆金属变径环
113 M型/PG型防爆金属扩径环

Accessories

115 PG型/M型/NPT/G(PF)型尼龙六角螺母
116 PG型/M型/G(PF)型金属六角螺母
117 M型双锁紧六角螺母
118 PG型/M型/G(PF)型圆形堵塞件
119 PG型/M型 金属圆形堵塞件
120 PG型/M型 六角形金属闷盖
121 M型尼龙扩径环
122 PG型/M型 金属扩径环
123 PG型/M型 尼龙缩径环
124 PG型/M型 金属缩径环
125 PG-M型/PG-NPT型/M-PG型/M-NPT型金属变径环
126 PG型/M型/NPT型O型圈
127 PG型/M型/NPT型垫片
128 塞棒
131 工具
132 PA换气堵头/铝质换气堵头/不锈钢换气堵头/铜质换气堵头

Conduit System

134 M型/M型90° 尼龙软管快速接头
136 M型/PG型金属螺纹尼龙软管快速接头
138 NPT型金属螺纹尼龙软管快速接头
139 M型90°金属螺纹尼龙软管快速接头
140 M型 包塑金属软管接头
141 M型 双锁紧金属软管电缆固定头
142 M型 金属软管接头
143 PG型/M型/NPT型软管接头
144 M型防水软管接头
145 M型包塑金属软管接头
146 包塑金属软管
147 BST-PA6 尼龙软管 中壁
148 BST-PA6 阻燃尼龙软管 中壁
149 BST-PA6 尼龙软管 厚壁
150 BST-PA6 阻燃尼龙软管 厚壁
151 BST-PA12 尼龙软管 中壁
152 BST-PA12 阻燃尼龙软管 中壁 特软型
153 BST-PA12 尼龙软管 厚壁 特软型
154 BST-PA12 阻燃尼龙软管 厚壁 特软型
155 BST-PE波纹软管 特软型
156 BST-PP V0阻燃波纹软管
157 BST-PP波纹软管

Enclosure System

158 ABS/PC塑料防水盒
160 金属防水盒
161 应用图

INDEX

Technical Appendix

01 Application Fields
02 Technical Information
04 Cable Gland Installation Guide
06 Installation Torque Standard for Metal Cable Glands
08 Comparison of Mechanical/Physical Properties/Salt Spray Test
08 The Difference between Electroplating and Electroless Plating
10 IP Protection Classification/Assembly Instructions
12 Properties and Surface Treatment for Various Materials
14 Selection of Sealing Materials
16 Structural Contrast
17 Color Customization

Standard Industrial

18 Metric/Metric-Length Type Nylon Cable Glands
20 Metric/Metric-Length Type Nylon Cable Glands with Strain Relief
21 Metric/Metric-Length Type Metal Cable Glands
23 Metric/Metric-Length Type Metal Cable Glands-Reinforced Type
25 Metric/Metric-Length Type Metal Cable Glands W Type
27 PG/PG-Length Type Nylon Cable Glands
29 PG/PG-Length Type Nylon Cable Glands with Strain Relief
30 PG/PG-Length Type Metal Cable Glands
32 PG/PG-Length Type Metal Cable Glands-Reinforced Type
34 NPT Type Nylon Cable Glands
35 NPT Type Nylon Cable Glands with Strain Relief
36 NPT Type/Reinforced Type Metal Cable Glands
38 G(PF) Type Nylon Cable Glands
39 G(PF) Type Nylon Cable Glands with Strain Relief
40 G(PF) Type/Reinforced Type Metal Cable Glands
42 MG Type Nylon Cable Glands

Multi-Entry

43 Multiple-entry Nylon Cable Glands-Metric/Metric-Length Type
45 Multiple-entry Nylon Cable Glands-PG/PG-Length Type
47 Multiple-entry Nylon Cable Glands-NPT/G(PF) Type
49 Metric/Metric-Length Type Nylon Cable Glands for Flat Cable and ASI-Bus Cable
50 Nylon Cable Glands-PG/PG-Length Type for Flat Cable and ASI-Bus Cable
51 Nylon Cable Glands-NPT/G(PF) Type for Flat Cable and ASI-Bus Cable
52 Multiple-entry Metal Cable Glands-Metric/Metric Length Type
54 Multiple-entry Metal Cable Glands-PG/PG Length Type
56 Multiple-entry Metal Cable Glands-NPT/G(PF) Type
58 Metric/Metric-Length Type Metal Cable Glands for Flat Cable and ASI-Bus Cable
59 PG/PG-Length Type Metal Cable Glands for Flat Cable and ASI-Bus Cable
60 Metal Cable Glands-NPT/G(PF) Type for Flat Cable and ASI-Bus Cable

EMC

61 Metric/Metric-Length Type EMC Metal Cable Glands-Spring Type
63 PG/PG-Length Type EMC Metal Cable Glands-Spring Type
65 NPT/G(PF) Type EMC Metal Cable Glands-Spring Type
67 Metric Type EMC Metal Cable Glands-Spring Type/NEV Only
68 Metric Type Wide Clamping Range EMC Glands-Spring Type/NEV Only
70 Metric Type Multi-Entry Metal Cable Glands EMC-S type
71 Metric/Metric-Length Type EMC Metal Cable Glands-Ring Type
73 PG/PG-Length Type EMC Metal Cable Glands-Ring Type
75 NPT/G(PF) Type EMC Metal Cable Glands-Ring Type

Special Applications

77 Metric Type Composite Cable Glands
78 Metric Type Composite EMC Cable Glands-Spring Type
79 Metric/PG Type Metal Cable Glands With Wide Clamping Range
80 Metric/PG Type Brass Cable Glands With Centric Strain Relief
81 Metric/PG Type Metal Cable Glands with Bend-protection
83 Metric/PG Type Metal Cable Glands with Bend-protection and Centric Strain Relief
85 Stuffing Glands
86 Super Power Metal Cable Glands

Ex e

87 Explosion Proof Classification
88 Metric/Metric-Length Type Ex Nylon Cable Glands
90 PG/PG-Length Type Ex Nylon Cable Glands
92 NPT Type Ex Nylon Cable Glands
93 Metric/PG Type Ex Nylon Screw Plugs
95 Metric/Metric-Length Type Ex Metal Cable Glands
97 PG/PG-Length Type Ex Metal Cable Glands
99 NPT Ex Metal Cable Gland-Standard/Reinforced Type
101 Metric/Metric-Length Type Ex Metal Cable Gland-Reinforced Type
103 PG/PG-Length Type Ex Metal Cable Gland-Reinforced Type
105 Metric/PG Type Ex Metal Round Screw Plugs
107 Metric/PG Type Ex Metal Hexagon Screw Plugs
109 Metric/PG Type Ex Metal Reducer
111 Metric-PG/Metric-NPT/PG-Metric/PG-NPT Type Ex Metal Adapter
113 Metric/PG Type Ex Metal Enlarger

Accessories

115 PG/Metric/NPT/G(PF) Type Nylon LockNuts
116 PG/Metric/G(PF) Type Metal LockNuts
117 Metric Type Double-Locking Nuts
118 PG/Metric Type /G(PF) Type Nylon Screw Plugs
119 PG/Metric Type Metal Screw Plugs
120 PG/Metric Type Metal Hexagon Screw Plugs
121 Metric Type Nylon Thread Enlarger
122 PG/Metric Type Metal Thread Enlarger
123 PG/Metric Type Nylon Thread Reducer
124 PG/Metric Type Metallic Thread Reducer
125 PG-Metric/PG-NPT/Metric-PG/Metric-NPT Type Metallic Thread Adaptor
126 PG/Metric/NPT Type O-Ring
127 PG/Metric/NPT Type Gasket
128 Rubber Inserts
131 Tool-SS0-Type
132 PA/Aluminum/Stainless Steel/Brass Ventilation Plug

Conduit System

134 Metric/Metric Type 90 degree Elbow Conduit Fitting
136 Metric/PG Type Fast-Fit Straight Conduit Fittings with Metal External Thread
138 NPT Type Fast-Fit Straight Conduit Fittings with Metal External Thread
139 Metric Type 90 degree Elbow Conduit Fitting with Metal External Thread
140 Metric Type Metal Conduit Fittings for PVC Coated Conduit
141 Metric Type Metal Conduit Fitting with Increased Water tigntness and Cable Grip
142 Metric Type Metal Conduit Fittings With Increased Watertightness
143 PG/Metric/NPT Type Flexible Conduit Fittings
144 MG Type Waterproof Flexible Conduit Fittings
145 Metric Type Metal Conduit Fittings for PVC Coated Conduit
146 PVC Coated Metal Conduit
147 BST-PA6 Flexible Conduit Medium-Duty
148 BST-PA6 Flame-Retardant Flexible Conduit Medium-Duty
149 BST-PA6 Flexible Conduit Heavy-Duty
150 BST-PA6 Fireproof Flexible Conduit Heavy-Duty
151 BST-PA12 Flexible Conduit Medium-Duty
152 BST-PA12 Fireproof Flexible Conduit Medium-Duty Very Flexible
153 BST-PA12 Flexible Conduit Heavy-Duty Very Flexible
154 BST-PA12 Flammability Retardant Flexible Conduit Heavy-Duty Very Flexible
155 BST-PE Conduit Very Soft
156 BBST-PP V0 Flammability Retardant Conduit
157 BST-PP Conduit

Enclosure System

158 ABS/PC Plastic Waterproof Enclosure
160 Metal Waterproof Enclosure
161 Instruction of usage

應用領域 Application Fields

Railway
轨道交通

New Energy Venicles(NEV)
新能源汽车

Telecommunication Station Base(TBS)
通讯基站

Wind Energy
风力发电

Solar Energy
太阳能光伏

Electrical Engineering
电力电气

Outdoor Lighting
户外照明

Security System
安防设备

Instruments & Sensors
仪表&传感器

Machinery Building
机械制造

Shipping & Port Cranes
船舶港机

Industrial Automation
工业自动化

技術螺紋規格説明 Technical Information

M型公制螺纹标准（适用于全球大部分地区） Metric ISO Thread Specifications

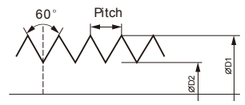

Size 螺纹规格	Pitch mm 牙距	Outside(ØD1) mm 螺纹外径	Inside(ØD2) mm 螺纹内径	Thru-hole mm 开口尺寸
M 12 x 1,5	1,5	12	10,13	12,2
M 16 x 1,5	1,5	16	14,13	16,2
M 20 x 1,5	1,5	20	18,13	20,2
M 25 x 1,5	1,5	25	23,13	25,2
M 32 x 1,5	1,5	32	30,13	32,2
M 40 x 1,5	1,5	40	38,13	40,2
M 50 x 1,5	1,5	50	48,13	50,2
M 63 x 1,5	1,5	63	61,13	63,2
M 75 x 2	2	75	71,8	75,2

PG螺纹标准（主要适用于欧洲区域） PG Thread Specifications

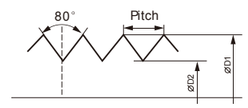

Size 螺纹规格	Pitch mm 牙距	Outside(ØD1) mm 螺纹外径	Inside(ØD2) mm 螺纹内径	Thru-hole mm 开口尺寸
PG 7	1,270	12,5	11,28	12,7
PG 9	1,410	15,2	13,86	15,4
PG 11	1,410	18,6	17,26	18,8
PG 13,5	1,410	20,4	19,06	20,7
PG 16	1,410	22,5	21,16	22,8
PG 21	1,588	28,3	26,78	28,6
PG 29	1,588	37,0	35,48	37,4
PG 36	1,588	47,0	45,48	47,5
PG 42	1,588	54,0	52,48	54,5
PG 48	1,588	59,3	57,78	59,8

NPT标准螺纹（主要适用于北美地区） NPT Thread Specifications

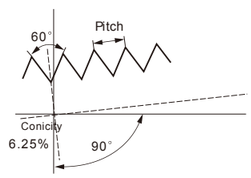

Size 螺纹规格	Pitch mm 牙距	Outside(ØD1) mm 螺纹外径	Inside(ØD2) mm 螺纹内径	Thru-hole mm 开口尺寸
1/4"NPT	1,411	13,716	18	
3/8"NPT	1,411	17,145	18	
1/2"NPT	1,814	21,336	14	
3/4"NPT	1,814	26,67	14	
1"NPT	2,208	33,4	11 1/2	
1 1/4"NPT	2,208	42,164	11 1/2	
1 1/2"NPT	2,208	48,26	11 1/2	
2"NPT	2,208	60,325	11 1/2	
2 1/2"NPT	3,175	73,025	8	
3"NPT	3,175	88,9	8	
3 1/2"NPT	3,175	101,6	8	

G型螺纹标准（主要适用于日本，南美地区） British G(PF) Thread Specifications

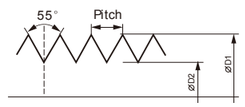

Size 螺纹规格	Pitch mm 牙距	Outside(ØD1) mm 螺纹外径	Inside(ØD2) mm 螺纹内径	Thru-hole mm 开口尺寸
G(PF) 1/4″	1,337	13,157	11,145	13,4
G(PF) 3/8″	1,337	16,662	14,950	17,0
G(PF) 1/2″	1,814	20,955	18,631	21,3
G(PF) 3/4″	1,814	26,441	24,117	26,8
G(PF) 1″	2,309	33,249	30,291	33,7
G(PF) 1 1/4″	2,309	41,910	38,952	42,4
G(PF) 1 1/2″	2,309	47,803	44,845	48,3
G(PF) 2″	2,309	59,614	56,656	60,2
G(PF) 2 1/2″	2,309	75,184	72,226	75,7
G(PF) 3″	2,309	87,884	84,926	88,5
G(PF) 3 1/2″	2,309	100,330	97,372	101,0
G(PF) 4″	2,309	113,030	110,072	114,0

電纜固定頭安裝指南

1、電纜固定頭零件爆炸圖

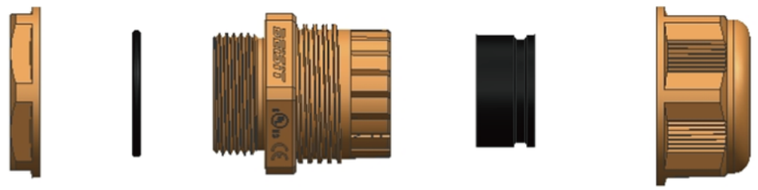

六角螺母　O型圈　主體　防水圈　迫緊螺帽

2、電纜固定頭安裝步驟如下：

2.1、對于薄板安裝，薄板開孔尺寸建議爲螺紋外徑尺寸+0.2mm，安裝方法如下：

①、擰開電纜固定頭的六角螺母，放于箱體內部，主體及其他它零件放于箱體外部。（如圖1）

②、將主體螺牙插入箱體孔內，沿順時針方向，使用扳手擰緊主體。（如圖2）

③、將電纜沿迫帽軸向的方向傳入箱體內部（方向如電纜上標注的箭頭方向）。（如圖3）

④、沿順時針方向，使用扳手擰緊迫緊螺帽，夾緊電纜。（如圖4）

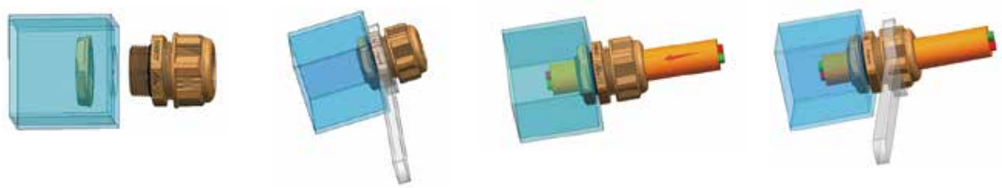

圖1　圖2　圖3　圖4

2.2、對于螺紋孔安裝時，螺紋口部建議倒角尺寸爲0.5-1.0mm，安裝方法如下：

①、用主體底部標準螺牙對準螺紋孔，用扳手以順時針的方向擰緊主體。（如圖5和圖6）

②、將電纜沿迫帽軸向的方向傳入箱體內部（方向如電纜上標注的箭頭方向）。（如圖7）

③、沿順時針方向，使用扳手擰緊迫緊螺帽，夾緊電纜。（如圖8）

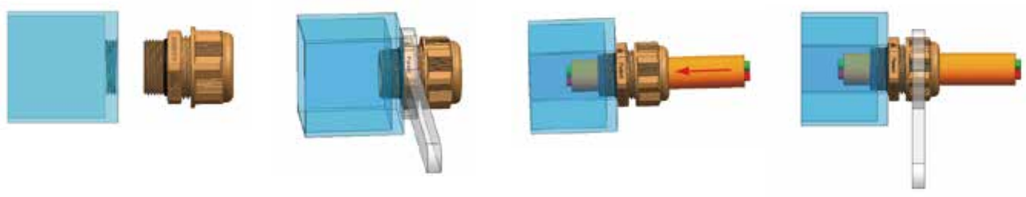

圖5　圖6　圖7　圖8

注意事項：

產品在擰緊時，請按照樣本册上提供的產品安裝扭矩標準進行安裝。

1、產品在安裝時，產品安裝面板的表面必須光潔無毛刺，否則將損傷密封件，影響密封效果。

2、產品在安裝時，請選擇合適的電纜綫徑，當電纜偏小時，產品對電纜的夾緊力也也會隨之降低。

Cable Gland Installation Guide

1、Exploded View

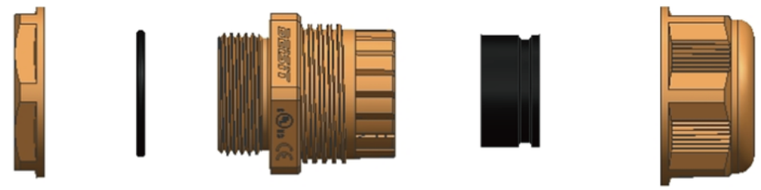

Lock Nut　O-Ring　Body　Seal　Sealing Nut

2、Installation steps are as follows:

2.1、For thin plate installation, recommended size for mounting hole is OD of thread +0.2mm.

Installation procedures are as follows:

①、Unscrew the locknut, and place it inside the cabinet. Body and other parts are placed outside the cabinet. (Figure 1)

②、Insert the entry thread into the mounting hole, and tighten the body with a wrench in clockwise direction. (Figure 2)

③、Route the cable in the direction of the sealing nut into the axis of the housing (Refer to the arrow marked on the cable). (Figure 3)

④、Tighten the sealing nut to clamp the cable firmly in clockwise direction. (Figure 4)

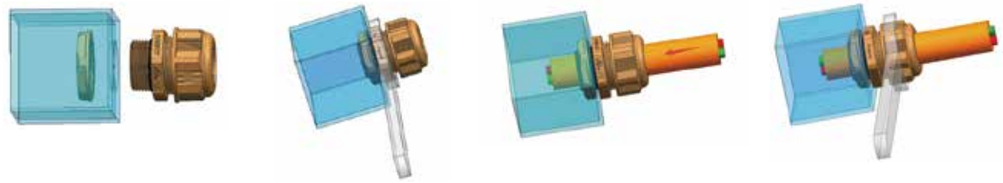

(Figure 1)　(Figure 2)　(Figure 3)　(Figure 4)

2.2、For in housing with threads installation, the recommended thread chamfer size is 0.5mm-1.0mm. Installation procedures are as follows:

①、Use the standard thread on the bottom of the body to align the threaded hole and tighten the body in clockwise direction. (Figures 5 and 6)

②、Route the cable in the direction of the sealing nut into the axis of the housing (Refer to the arrow marked on the cable). (Figure 7)

③、Tighten the sealing nut to clamp the cable firmly in clockwise direction. (Figure 8)

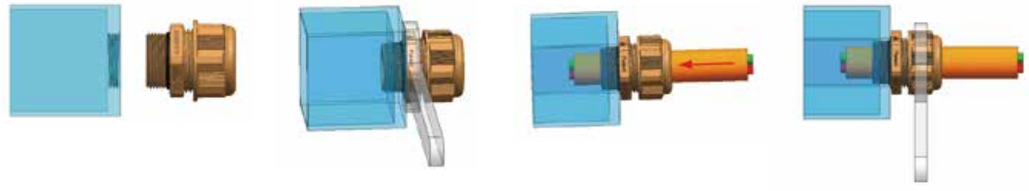

(Figure 5)　(Figure 6)　(Figure 7)　(Figure 8)

Cautions:

1、During installation, please follow the product installation torque standard provided in reference appendix.

2、During installation, the surface of the product installation panel must be smooth and burr-free;otherwise it will damage the sealing parts and affect the sealing performance.

3、During installation, please select the appropriate gland size and clamping range. When the cable size is too small, clamping force on the cable will also decrease.

電纜固定頭功能測試標準（金屬）

型号	迫帽安装最小扭力	迫帽安装最大扭力	六角安装最小扭力	六角安装最大扭力	型号	迫帽安装最小扭力	迫帽安装最大扭力	六角安装最小扭力	六角安装最大扭力	型号	线径范围	迫帽安装最小扭力	迫帽安装最大扭力	六角安装最小扭力	六角安装最大扭力
PG7	1.5	2.5	2.5	3.5	M12	1	2	2.5	3.5	NPT	/	/	/	/	/
PG9	2.0	3.0	3.5	4.5	M16S	2	3	3.5	4.5	NPT3/8"	5-8 3-6	2.5	3.5	3.5	4.5
PG11	3.0	4.0	4.5	5.5	M16B	3	4	4	5	NPT	/	/	/	/	/
PG13.5	4.0	5.0	6.0	8.0	M20S	4	5	5	6	NPT1/2"	6-12 5-9	3.5	4.5	5.5	6.5
PG16	5.0	7.0	7.0	9.0	M20B	5	6	7	9	NPT1/2-E"	10-14 7-12	/	/	/	/
PG21	6.0	8.0	8.0	10.0	M25	6	8	8	10	NPT3/4"	13-18 9-16	/	/	/	/
PG29	8.0	10.0	9.0		M32	12	14	10	14	NPT1" NPT1 1/4"	18-25 13-20	/	/	/	/
PG36	13.0	16.0	13.0	15.0	M40	17	19	15	18	NPT1 1/2"	22-32 20-26	/	/	/	/
PG42	18.0	20.0	15.0	19.0	M50	20	24	17	20	NPT	/	/	/	/	/
PG48	21.0	24.0	17.0	20.0	M63	24	27	19	23	NPT	/	/	/	/	/

注意：此扭力标准根据用户的实际使用环境会作调整，具体与用户达成一致的规格书为准！

電纜固定頭功能測試標準（塑料）

型号	迫帽安装最小扭力	迫帽安装最大扭力	六角安装最小扭力	六角安装最大扭力	型号	迫帽安装最小扭力	迫帽安装最大扭力	六角安装最小扭力	六角安装最大扭力	型号	线径范围	迫帽安装最小扭力	迫帽安装最大扭力	六角安装最小扭力	
PG7	0.8	1.5	1.0	2.0	M12	0.8	1.5	1.0	2.0	/	/ /	/	/	/	/
PG9	1.0	2.0	1.2	1.8	M16s	1.0	2.0	1.5	2.5	NPT3/8	5-8 3-6	1.5	2.5	1.0	
PG11	1.5	2.5	1.5	2.5	M16B	2.0	3.0	2.0	3.0	/	/ /	/	/	/	/
PG13.5	3.5	4.5	3.0	5.0	M20s	3.5	4.5	2.5	3.5	NPT1/2	6-12 5-9	3.5	4.5	2.0	
PG16	4.0	5.0	4.0	6.0	M20B	4.0	5.0	3.5	4.5	NPT1/2-E	10-14 7-12	4.0	5.0	2.5	4.5
PG21	5.0	6.0	4.0	7.0	M25	5.0	6.0	3.5	5.0	NPT3/4	13-18 9-16	5.0	6.0	3.0	
PG29	7.0	8.0	5.0	7.0	M32	7.0	8.0	4.0	7.0	NPT1 NPT1 1/4	18-25 13-20	7.0	8.0	4.0	7.0
PG36	8.0	10.0	8.0	10.0	M40	10.0	13.0	7.0	9.0	NPT1 1/2	22-32 20-26	8.0	10.0	5.0	
PG42	9.0	12.0	8.0	10.0	M50	11.0	13.0	8.0	10.0	/	/ /	/	/	/	/
PG48	11.0	13.0	8.0	10.0	M63	12.0	15.0	9.0	12.0	/	/ /	/	/	/	

注意：此扭力标准根据用户的实际使用环境会作调整，具体与用户达成一致的规格书为准！

Installation Torque Standard for Metal Cable Glands

Model	Torque for Sealing nut (min)	Torque for Sealing nut (max)	Torque for Locknut (min)	Torque for Locknut (max)	Model	Torque for Sealing nut (min)	Torque for Sealing nut (min)	Torque for Locknut (min)	Torque for Locknut (min)	Model	Clamping Range	Torque for Sealing nut (min)	Torque for Sealing nut (min)	Torque for Locknut (min)	Torque for Locknut (min)
PG7	1.5	2.5	2.5	3.5	M12	1	2	2.5	3.5	NPT	/	/	/	/	/
PG9	2.0	3.0	3.5	4.5	M16S	2	3	3.5	4.5	NPT3/8"	5-8 3-6	2.5	3.5	3.5	4.5
PG11	3.0	4.0	4.5	5.5	M16B	3	4	4	5	NPT	/	/	/	/	/
PG13.5	4.0	5.0	6.0	8.0	M20S	4	5	5	6	NPT1/2"	6-12 5-9	3.5	4.5	5.5	6.5
PG16	5.0	7.0	7.0	9.0	M20B	5	6	7	9	NPT1/2-E"	10-14 7-12	/	/	/	/
PG21	6.0	8.0	8.0	10.0	M25	6	8	8	10	NPT3/4"	13-18 9-16	/	/	/	/
PG29	8.0	10.0	9.0		M32	12	14	10	14	NPT1" NPT1 1/4"	18-25 13-20	/	/	/	/
PG36	13.0	16.0	13.0	15.0	M40	17	19	15	18	NPT1 1/2"	22-32 20-26	/	/	/	/
PG42	18.0	20.0	15.0	19.0	M50	20	24	17	20	NPT	/	/	/	/	/
PG48	21.0	24.0	17.0	20.0	M63	24	27	19	23	NPT	/	/	/	/	/

NOTICE: This standard of torque force might be be adjusted by the actural application, pls refer to the technical specification.

Installation Torque Standard for Nylon Cable Glands

Model	Torque for Sealing nut (min)	Torque for Sealing nut (max)	Torque for Locknut (min)	Torque for Locknut (max)	Model	Torque for Sealing nut (min)	Torque for Sealing nut (min)	Torque for Locknut (min)	Torque for Locknut (min)	Model	Clamping Range	Torque for Sealing nut (min)	Torque for Sealing nut (min)	Torque for Locknut (min)	Torque for Locknut (min)
PG7	0.8	1.5	1.0	2.0	M12	0.8	1.5	1.0	2.0	/	/ /	/	/	/	/
PG9	1.0	2.0	1.2	1.8	M16s	1.0	2.0	1.5	2.5	NPT3/8	5-8 3-6	1.5	2.5	1.0	3.0
PG11	1.5	2.5	1.5	2.5	M16B	2.0	3.0	2.0	3.0	/	/ /	/	/	/	/
PG13.5	3.5	4.5	3.0	5.0	M20s	3.5	4.5	2.5	3.5	NPT1/2	6-12 5-9	3.5	4.5	2.0	4.0
PG16	4.0	5.0	4.0	6.0	M20B	4.0	5.0	3.5	4.5	NPT1/2-E	10-14 7-12	4.0	5.0	2.5	4.5
PG21	5.0	6.0	4.0	7.0	M25	5.0	6.0	3.5	5.0	NPT3/4	13-18 9-16	5.0	6.0	3.0	5.0
PG29	7.0	8.0	5.0	7.0	M32	7.0	8.0	4.0	7.0	NPT1 NPT1 1/4	18-25 13-20	7.0	8.0	4.0	7.0
PG36	8.0	10.0	8.0	10.0	M40	10.0	13.0	7.0	9.0	NPT1 1/2	22-32 20-26	8.0	10.0	5.0	8.0
PG42	9.0	12.0	8.0	10.0	M50	11.0	13.0	8.0	10.0	/	/ /	/	/	/	/
PG48	11.0	13.0	8.0	10.0	M63	12.0	15.0	9.0	12.0	/	/ /	/	/	/	/

NOTICE: This standard of torque force might be be adjusted by the actural application, pls refer to the technical specification.

力學/物理性能對比

原材料	抗拉强度	屈服强度	延伸率	密度	應用領域
黄銅	≥420	≥480	≥10	8.9	廣泛應用于輕工業、儀器、儀表中，在電氣工程領域中使用較多。（表面鍍鎳處理，能提高產品的防腐蝕性能）
鋁	290	240	10.0	2.8	廣泛應用于要求有一定强度(85-110度)和抗蝕性高的各種工業結構件，如制造卡車、塔式建築、船舶、電車、鐵道車輛、家具機械零件、精密加工、模具等。

屈服强度：

材料發生屈服現象時的屈服極限，亦即抵抗微量塑性變形的應力。對于無明顯屈服的材料，規定應變值爲0.2%所對應的應力值爲其屈服極限，稱爲條件屈服極限或屈服强度。大于此極限的外力作用，將會使零件永久失效，無法恢復。

鹽霧測試：

鹽霧試驗是一種利用鹽霧實驗設備所創造的人工模擬鹽霧環境條件考核產品或金屬材料耐腐蝕性能的環境實驗。

鹽霧實驗的標準是對鹽霧實驗條件，如溫度、濕度、氯化鈉溶液濃度的PH值等做的明確具體規定，另外還對鹽霧實驗箱性能提出技術要求。鹽霧實驗結果的判定方法有：評級判定法、稱重判定法、腐蝕物出現判定法、腐蝕數據統計法。需要進行鹽霧試驗的產品主要是金屬產品，通過檢測來考察產品的抗腐蝕性。

電鍍與化學鍍的區別

1、原理：電鍍需要外加的電流和陽極，而化學鍍是依靠在金屬表面所發生的自催化反應。

2、鍍層均勻性：化學鍍鎳層是極爲均勻的，衹要鍍液能浸泡得到，溶質交換充分，鍍層就會非常均勻，幾乎可以達到仿形的效果。

3、晶態：高磷的化學鍍鎳層爲非晶態，鍍層表面没有任何晶體間隙，而電鍍層爲典型的晶態鍍層。

4、速度：電鍍因爲有外加的電流，所以鍍速要比化學鍍快得多，同等厚度的鍍層電鍍要比化學鍍提前完成。

5、結合力：化學鍍層的結合力要普遍高于電鍍層。

6、環保：化學鍍由于大部分使用食品級的添加劑，不使用諸如氰化物等有害物質，所以化學鍍比電鍍要環保一些。

7、色彩：化學鍍目前市場上衹有純鎳磷合金的一種顏色，而電鍍可以實現很多色彩。

8、氫脆：電鍍是利用電源能將鎳陽離子轉換成金屬鎳沉積到陽極上，用化學還原的方法是使鎳陽離子還原成金屬鎳并沉積在基體金屬表面上，試驗表明，鍍層中氫的夾入與化學還原反應無關，而與電鍍條件有很大關系，通常鍍層中的含氫量隨電流密度的增加而上升。

9、設備需求：化學鎳不需要一般電鍍所需的直流電機或控制設備，熱處理溫度低，衹要在400℃以下經不同保溫時間後，可得到不同的耐蝕性和耐磨性，因此，它不存在熱處理變形的問題，特別適用于加工一些形狀復雜，表面要求耐磨和耐蝕的零部件等。

10、加工難度：化學沉積層的厚度可控，其工藝簡單，操作方便，溫度低，成本比其它表面處理防護低，適用于在中、小型工廠或小批量生産。

Comparison of Mechanical/Physical Properties

Raw material	Tensile Strength	Yield Strength	Elongation rate	Density	Application Field
Brass	≥420	≥480	≥10	8.9	It is widely used in light industry, instruments and meters, especially in the field of electrical engineering. (Surface nickel plating can improve thecorrosion resistance of products.)
Aluminum	290	240	10.0	2.8	It is widely used in various industrial structures requiring a certain strength (85-110 degrees) and high corrosion resistance, such as manufacturing trucks, tower buildings, ships, trams, railway vehicles, furniture machinery parts, precision machining and molds.

Yield Strength:

Yield limit of the material when the yield phenomenon occurs, also means the stress that resists the slight plastic deformation. For materials with no apparent yield, the stress value corresponding to the 0.2% strain value is the yield limit, which is called the conditional yield limit or yield strength. An external force greater than this limit will permanently fail the part and cannot be restored.

Salt Spray Test:

The salt spray test is an environmental experiment to evaluate the corrosion resistance of a product or metal material by artificially simulating salt spray environmental conditions created by salt spray test equipment.

The standard for salt spray experiments is to specify the specific conditions for salt spray experimental conditions, such as temperature, humidity and pH of sodium chloride solution. In addition, technical requirements for salt spray test chamber performance are also put forward. Salt spray test results are judged by methods: rating judgment method, weighing determination method, corrosive appearance determination method and corrosion data statistics method. The products requiring salt spray test are mainly metal products and the corrosion resistance of the products is examined through inspection.

The Difference between Electroplating and Electroless Plating

Principle: electroplating requires additional current and anode, while electroless plating relies on autocatalytic reactions that occur at the metal surface.

Plating Uniformity: the electroless nickel plating layer is well-proportioned, as long as the plating solution can be soaked and the solute exchange is sufficient, the plating layer will be very uniform, and the effect of copying can be almost achieved.

Crystalline State: the electroless nickel plating layer of high phosphorus is amorphous so the plating surface has no crystal gap. But the electroplating layer is a typical crystalline plating layer.

Speed: because of the added current of electroplating, its plating speed is much faster than the electroless plating, and the electroplating is completed in advance with the same thickness.

Binding Force: The binding force of electroless plating layer is generally higher than the electroplating.

Environmental Protection: since electroless plating use most of food-grade additives and do not use harmful substances such as cyanide, it is more environmental friendly than electroplating.

Color: electroless plating currently has only the color of pure nickel-phosphorus alloy on the market, while electroplating can achieve many colors.

Hydrogen Embrittlement: electroplating uses the power source to convert nickel cations into nickel metal deposited on the anode, the chemical reduction method is to make the nickel cation reduced to nickel metal and deposited on the surface of the substrate metal. The test shows that the hydrogen in the coating has nothing to do with the chemical reduction reaction, but has a great relationship with the electroplating conditions. Generally, the hydrogen content in the coating rises with the increase of the current density.

Equipment Requirements: chemical nickel does not require the general electroplating required DC motor or control equipment, heat treatment temperature is low, as long as the following 400 °C different insulation time, you can get different corrosion resistance and wear resistance, therefore, it There is no problem of heat treatment deformation, and it is particularly suitable for processing some parts with complex shapes, wear-resistance and corrosion resistance on the surface.

Processing Difficulty: the thickness of the chemical deposition layer is controllable. The process is simple, the operation is convenient, the temperature is low and the cost is lower than other surface treatment protection. It is suitable for production in small and medium-sized factories and small batches.

BEISIT®

IP防護等級（第一位數字表示對應防塵等級）

數字	防護範圍	説明
0	無防護	對外界的人或物無特殊的防護
1	防止直徑大于50mm的固體外物侵入	防止人體（如手掌）因意外而接觸到電器內部的零件，防止較大尺寸（直徑大于50mm）的外物侵入
2	防止直徑大于12.5mm的固體外物侵入	防止人的手指接觸到電器內部的零件，防止中等尺寸（直徑大于12.5mm）的外物侵入
3	防止直徑大于2.5mm的固體外物侵入	防止直徑或厚度大于2.5mm的工具、電綫及類似的小型外物侵入而接觸到電器內部的零件
4	防止直徑大于1.0mm的固體外物侵入	防止直徑或厚度大于1.0mm的工具、電綫及類似的小型外物侵入而接觸到電器內部的零件
5	防止外物及灰塵	完全防止外物侵入，雖不能完全防止灰塵侵入，但灰塵的侵入量不會影響電器的正常運作
6	防止外物及灰塵	防止外物及灰塵

IP防護等級（第二位數表示對應防水等級）

數字	防護範圍	説明
0	無防護	對水或濕氣無特殊的防護
1	防止水滴浸入	垂直落下的水滴（如凝結水）不會對電器造成損壞
2	傾斜15度時，仍可防止水滴浸入	當電器由垂直傾斜至15度時，滴水不會對電器造成損壞
3	防止噴灑的水浸入	防雨或防止與垂直的夾角小于60度的方向所噴灑的水侵入電器而造成損壞
4	防止飛濺的水浸入	防止各個方向飛濺而來的水侵入電器而造成損壞
5	防止各個方向飛濺而來的水侵入電器而造成損壞	防止來自各個方向由噴嘴射出的水侵入電器而造成損壞
6	防止大浪浸入	裝設于甲板上的電器，可防止因大浪的侵襲而造成的損壞
7	防止浸水時水的浸入	電器浸在水中一定時間或水壓在一定的標準以下，可確保不因浸水而造成損壞
8	防止沉没時水的浸入	電器無限期沉没在指定的水壓下，可確保不因浸水而造成損壞
9K	/	能够承受EN60529和DIN 4050-9中定義的熱蒸汽衝刷測試，能够提供水壓在100bar，溫度80℃的防護。壓力直接應用咋感應器上， 以30度的角度遞進（0.30.60.90）在每個角度持續三十秒，共120秒，能够防止水進入。

BEISIT®

IP防護指南 IP Protection Classification

International Protection, EN 60529

1.Code								
Protection against human access to hazardous parts	Non-protected	Protected against access to hazardous parts with the back of the hand	Protected against access to hazardous parts with a finger	Protected against access to hazardous parts with a tool larger in diameter than 2.5mm	Protected against access to hazardous parts with a wire larger in diameter than 1,0mm	Protected against access to hazardous parts with a wire larger in diameter than 1,0mm	Protected against access to hazardous parts with a wire larger in diameter than 1,0mm
Protection of equipment against penetration of solid foreign objects	Non-protected	Protected against solid foreign objects larger in diameter than 50mm	Protected against solid foreign objects larger in diameter than 12,5mm	Protected against solid foreign objects larger in diameter than 2,5mm	Protected against solid foreign objects larger in diameter than 1mm	Prevents penetration of dust sufficient to cause damage inside the equipment	Dust proof
IP 0 x	IP 1 x	IP 2 x	IP 3 x	IP 4 x	IP 5 x	IP 6 x	

2.Code: Protection of water	
IP x 0	No special protection against water or moisture
IP x 1	Dropped drops of water (such as condensed water) will not cause damage to the appliance
IP x 2	When the appliance is tilted vertically to 15 degrees, the water will not damage the appliance
IP x 3	Prevent rain or ℅water from intruding into appliances with a vertical angle less than 60 degrees to cause damage
IP x 4	Prevent splashing water in all directions from entering the appliance and causing damage
IP x 5	Prevent water from various nozzles from entering the appliance and causing damage
IP x 6	Electric appliances installed on the deck prevent damage caused by large waves
IP x 7	The electric appliance is immersed in water for a certain period of time or the water pressure is below a certain standard to ensure that it is not damaged due to flooding
IP x 8	The appliance sinks indefinitely under the specified water pressure, ensuring no damage due to flooding
IP x 9K	It can withstand the hot steam flush test defined in EN60529 and DIN 4050-9 and can provide protection against 100 bar pressure and a temperature of 80°C. The pressure is applied directly to the helium sensor, progressing at a 30 degree angle (0.30.60.90) for 30 seconds at each angle for a total of 120 seconds, preventing water from entering.

IP 00	IP 10	IP 20	IP 30
	IP 11	IP 21	IP 31
	IP 12	IP 22	IP 32
		IP 23	IP 33
			IP 34
IP 40	IP 50	IP 60	
IP 41	IP 51	IP 61	
IP 42	IP 52	IP 62	
IP 43	IP 53	IP 63	
IP 44	IP 54	IP 64	
	IP 55	IP 65	
		IP 66	
		IP 67	
		IP 68	
		IP 69	

Product Material Abbreviations

CR	Chloroprene rubber	PP	Polypropylene
FPM	Fluorelastomer	PVC	Polyvinylchloride
Ms	Nickel plated brass	PVDF	Polyvinylidenfluoride
NBR	Buna-N	SB	Styrene Butadiene
PA	Polyamide	VMQ	Silicone
PE	Polyethylene		

各種材料特性與表面處理

名稱牌號		材料特性	應用
尼龍	PA6	根據產品的特性要求添加玻纖含量在5-60%的範圍，這類材料具有很好的強度、耐熱性能、優良的抗衝擊性能、良好的尺寸穩定性及低翹曲性等。	廣泛應用于機械、儀器儀表、電子電氣、鐵路、家電、通訊、等電氣工程。
	PA66	具有優良的耐磨性、自潤滑性，機械強度較高。	
	PA6/PA66+GF	根據產品的特性要求添加玻纖含量在5-60%的範圍，這類材料具有很好的強度、耐熱性能、優良的抗衝擊性能、良好的尺寸穩定性及低翹曲性等。	
黃銅	H59	黃銅的機械性能與其含鋅量有關；H59黃銅耐腐蝕能力較好；具有高強度、硬度以及良好的塑性，對于一般的腐蝕有良好的穩定性。	廣泛應用與輕工業、儀器、儀表中，在電氣工程領域中使用較多。（表面鍍鎳處理，能提高產品的防腐蝕性能）
鋁	6061-T6	具有加工性能極佳、優良的焊接特點及電鍍性、良好的抗腐蝕性、韌性高及加工後不變形、材料致密無缺陷及易于拋光、上色膜容易、氧化效果極佳等優良特點。	6061鋁其用途包括：航天固定裝置、電器固定裝置、光伏、通訊領域，也廣泛應用于自動化機械零件、精密加工等。

表面處理--黃銅鍍鎳説明：

1.電鍍是利用電源能將鎳陽離子轉換成金屬鎳沉積到陽極上；黃銅鍍鎳是利用化學還原的方法，將鎳陽離子還原成金屬鎳并沉積在基體（黃銅）表面上，賦予制品特殊的表面性能。例如：賦予制品多種色彩、較强的耐腐蝕性/耐磨性，鍍層結晶細致、平滑光亮、内應力小，導電性能極佳。

2.化學電鍍是采用金屬鹽和還原劑，在材料表面上發生自催化反應獲得鍍層；黃銅鍍鎳是利用還原劑在活化零件（黃銅）表面上自催化還原沉積得到鍍層。化學鍍鎳制品的主要特點是：鍍層厚度均勻，致密性好、鍍層附着力强、深度能力强、抗腐蝕能力好。

倍仕得可以爲您提供兩種鍍鎳形式

1電鍍 | 2化學鍍鎳

備注：化學鍍鎳仿真能力强，能在復雜零件表面沉積，深度能力强，鍍層厚度比電鍍厚，鍍層燒氫後無起皮、鎳泡等缺陷，同時由于化學鍍鎳速度較慢，對未鍍產品表面處理要求較高，成本相對電鍍較高。

尼龍 PA

黃銅 Brass

鋁 Aluminium

Properties and Surface Treatment for Various Materials

Name		Properties of Materials	Application
PA	PA6	Properties, - glass fiber will be added in the range of 5-60%, depending on the requirements of the product. This material has very good strength, heat resistance, excellent shock resistance, good dimensional stability and low warpping, etc.	Widely used in machinery, instruments and meters, electrical and electronic products, railroad, home appliances, communications etc.
	PA66	It has excellent wear resistance, self-lubrication, high mechanical strength.	
	PA6/PA66+GF	Properties - glass fiber will be added in the range of 5-60%, depending on the requirements of the product. This kind of material has very good strength, heat resistance, excellent shock resistance, good dimensional stability and low warpping, etc.	
Brass	H59	The mechanical properties of brass are due to its zinc content; H59 brass has good corrosion resistant ability, high strength, hardness and good plasticity and good stability for general corrosion.	Widely used in light industry, instruments and meters. Frequently used in the field of electrical engineering. (Nickel plating of the surface treatment can improve the corrosion resistance performance of the product)
Aluminium	6061-T6	6061 aluminum has excelent processing performance, excellent welding and electroplating characteristics, good corrosion resistance, high toughness, no deformation after processing, it is a dense material without defects, easy polishing, easy coloring film and good oxidation effects.	The application of 6061 aluminum includes: fixing devices for aerospace and electrical appliances, photovoltaic and communications areas. It is also widely used in automated machinery parts, precision machining, and so on.

Surface treatment - notes for nickel plated brass:

1. The electroplating is a process that uses electric current to transform Nickel cation into metal nickel deposition on the anode; Nickel-plated brass is a process that uses chemical reduction to reduce Nickel cations into metal nickel deposition on the surface of the substrate (brass), giving the special surface properties to the products. For example: giving products a variety of colors, strong corrosion resistance/wear resistance, exquisite crystallization on coating , smooth and bright, small internal stress and good electroconductivity.

2. The electroless plating is a process that uses metal-salt and reducing agent to produce autocatalytic reaction on the material surface in order to obtain coating; Nickel-plated brass is a process that uses reducing agent to produce autocatalytic reduction deposition on activation parts (brass) surface in order to obtain coating. The main Properties of electroless nickel plated products are: well-distributed coating thickness, good compactness, coating adhesion, and plating depth capability, good corrosion resistance.

Beisit can provide you with two kinds of nickel plating methods:

1. Electroplating | 2. Electroless nickel plating

Note: Electroless nickel plating is much stronger by comparison. It bonds with the surface of complex parts, with strong depth capability, thicker coating than electroplating, no defects on the coating such as peeling, or nickel bubbling after the hydrogen burning. However, due to the slow speed, electroless nickel plating requires a better surface treatment of unplated products. So its cost is relatively higher than electroplating.

電鍍 Electroplating

化學鍍鎳 Electroless plating



密封材料的選用

名稱牌號	材料特性	應用
NBR 丁腈橡膠	丁腈橡膠是由丁二烯和丙烯腈經乳液聚合得的，丁腈橡膠主要采用低溫乳液聚合法生產，耐油性極好，耐磨性較高，耐熱性較好，粘接力强。其缺點是耐低溫性差、耐臭氧性差，電性能低劣，彈性稍低。	丁腈橡膠主要用于制作耐油制品，如耐油管、膠帶等，常用于制作各類耐油模壓制品，如O形圈、油封、也用于制作膠板和耐磨零件。
EPDM 三元乙丙橡膠	三元乙丙橡膠最主要的特性就是其優越的耐氧化、抗臭氧和抗侵蝕的能力。耐老化性能非常好、耐氣候性好、電絶緣性能優良、耐化學腐蝕性好、衝擊彈性較好。	主要應用于要求耐老化、耐水、耐腐蝕、電氣絶緣的領域，如用于輪胎的淺色胎側、汽車内胎、電纜、電綫、門窗密封條、家用電器配件等。
硅橡膠	1.高溫性能：在200℃以上的高溫環境下，硅橡膠仍能保持一定的柔韌性、回彈性和表面硬度，且力學性能無明顯變化。 2.低溫性能：硅橡膠的玻璃化溫度爲-70～-50℃，特殊配方可達到-100℃。 3.電氣性能：硅橡膠具有優异的絶緣性能，耐電暈性和耐電弧性好。 4.物理機械性能：硅橡膠常溫下的物理機械性能比通用橡膠差，但在150℃的高溫和-50℃的低溫下，其物理機械性能優于通用橡膠。 5.耐油及化學試劑性：普通硅橡膠具有中等的耐油、耐溶劑性能。	硅橡膠密封件在極限溫度及壓力下，有良好的適用性
氟橡膠	1.化學穩定性：氟橡膠具有高度的化學穩定性。26型氟橡膠耐石油基油類、雙酯類油、硅醚類油、硅酸類油，耐無機酸，耐多數的有機、無機溶劑、藥品等。 2.耐高溫性優异：氟橡膠的耐高溫性能和硅橡膠一樣，26型氟橡膠在250℃下可長期使用。 3.耐老化性能好：26型氟橡膠具有極好的耐天候老化性能，耐臭氧性能。在自然存放十年之後性能仍然令人滿意。 4.真空性能極佳：26型氟橡膠具有極好的真空性能。 5.機械性能優良：26型氟橡膠在高溫下的壓縮永久變形小，在150℃下的同等時間的壓縮永久變形來比較，丁腈橡膠和氯丁橡膠均比26型氟橡膠要大。 6.透氣性小：26型氟橡膠在30℃下對于氧、氮、氦、二氧化碳氣體的透氣性和丁腈橡膠相當，比氯丁橡膠要好。	墊圈使用：能耐油井酸氣，胺基類化合物等多種高濃度强腐蝕性介質應用于化工場所，航天航空的控制和燃料系統的航空液壓油、噴氣燃料、高溫潤滑油的密封。應用領域：航天航空、化工、油田、半導體制造。

丁腈橡膠

耐候橡膠

硅橡膠

Selection of sealing materials

Name	Properties of Materials	Application
NBR	This sealing ring is black with a yellow spot and made from nitrile rubber. It has excellent resistance to petroleum-based fluids. Good physical properties. However, the NBR lip seal should not be used where there is a risk of temperatures above 80°C. NBR is not resistant to solvents, also the flexibility is not good.	NBR is mainly used where there are petrol or oil residues on the waste water (e.g. in connection with oil and petrol separators at service stations, garages etc.),such as O ring, Oil sealing and Rubber panel or other wear-resistance parts.
EPDM	This sealing ring is made of ethylene propene rubber.The general properties of EPDM are exellent ozone, chemical, and aging resistance. It is also known for good resistance to animal and vegetable oils, ozone, strong and oxidizing chemicals.	Mainly used for aging resistance, water resistance, corrosion resistance, electrical insulation fields, such as light colored sidewall for tire, automobile inner tubes, cables, wires, sealing for doors and Windows, appliances and other accessories.
Silicone	1. High temperature: 200 ℃ high temperature environment, silicone rubber can still maintain a certain degree of flexibility, elasticity and hardness, and no significant changes in mechanical properties. 2. Low temperature: silicone rubber glass transition temperature -70～-50 ℃, special formulations could reach -100 degrees centigrade. 3. Electrical performance: silicone rubber has excellent insulating properties, Corona resistance and good arc resistance. 4. Physical and mechanical properties: mechanical properties of silicone rubber is not as good as common rubber at normal temperature. But it's much better than common rubber at 150 ℃ high temperature and the low temperature of-50. 5. Oil and chemical resistance: ordinary silicone is with moderate oil resistance and solvent resistance.	Excellent high and low temperature properties. Fair physical properties.
FKM/ FPM/ VITON	1. Chemical stability: FPM has good chemical stability. 26 fluoro rubber resistant to petroleum base oils and diester oils, ether oil, silicon oil silicate, inorganic acid-resistant, resistant to most organic and inorganic solvents, chemicals, etc. 2. Excellent temperature resistance: Just like silicone rubber, 26 FPM can be used for a long time in 250 ℃ high temperature. 3. 26 FPM has excellent resistance to aging, and ozone-resistant properties. The performance remains satisfactory after storage for ten years. 4. 26 FPM has excellent vacuum performance. 5. It has good mechanical properties: 26 FPM will deform permanently at under 150 °c Compared with 26 FPM, the deformation of Nitrile rubber and neoprene are larger. 6. Moderate Permeability : Permeability of 26 FPM for oxygen, nitrogen, helium, carbon dioxide gas is nearly same as that of nitrile-butadiene rubber at 30 degree, but better than that neoprene.	FPM washer is mainly used in oil acid, amino compounds and other places with a high concentration of corrosive media. It is used in the chemical industry, aviation aerospace control and fuel systems hydraulic oil, jet fuel and high temperature lubricating oil sealing. Also used by aerospace, chemical, oil, semiconductor manufacturing.

NBR

EPDM

SR

金屬產品結構對比

產品命名區別	產品名稱	結構圖
M2014BR-SR	金屬防折彎電纜固定頭	
M2014BR-CSR	金屬雙鎖緊電纜固定頭	
M2014BR-EMC-S	彈簧型屏蔽電纜固定頭	
M20BR-Hx-x	多孔金屬電纜固定頭	
M2014BR	標準金屬電纜固定頭	
EX-M2014BRL	加長型防爆金屬電纜固定頭	
EX-M2014BR	防爆金屬電纜固定頭	
M2014BRL	加長型標準金屬電纜固定頭	
M2014BR-EMC-R	R型屏蔽電纜固定頭	
M2014BR-R	加强型金屬電纜固定頭	
M2014BR-WCR	金屬大鎖緊電纜固定頭	
M2014BR-W	W型金屬電纜固定頭	

Structural Contrast

Product Naming Rules	Product Series	Structure
M2014BR-SR	Metal Cable Glands with Bend-protection	
M2014BR-CSR	Brass Cable Glands With Centric Strain Relief	
M2014BR-EMC-S	EMC Metal Cable Glands- Spring Type	
M20BR-Hx-x	Multiple-entry Metal Cable Glands	
M2014BR	Standard Industrial Metal Cable Glands	
EX-M2014BRL	Explosion Proof Metal Cable Gland with Longer thread	
EX-M2014BR	Explosion Proof Metal Cable Gland	
M2014BRL	Standard Industrial Metal Cable Glands with Longer thread	
M2014BR-EMC-R	EMC Metal Cable Glands-Ring Type	
M2014BR-R	Metal Cable Glands-Reinforced Type	
M2014BR-WCR	Metal Cable Glands With Wide Clamping Range	
M2014BR-W	Metal Cable Glands W Type	

BEISIT®

顏色定制

材料	采用UL認可的尼龍材料	防水圈	丁晴橡膠（可選EPDM，硅橡膠，TPV等）
O型圈	EPDM（可選硅橡膠，TPV，氟橡膠等）	工作溫度	-40℃至100℃
顏色種類	灰色、黑色，其他顏色可定做	材料種類	V0或F1可定做

可選顏色

灰色RAL7035 銀灰RAL7001 黑色RAL9005 白色RAL9003 藍色RAL5012 紅色RAL3020 黃色RAL1026 綠色RAL6032

Color Customization

Material	PA (NYLON), UL 94 V-2	Hermetic seal	NBR (optional material EPDM, Silicone Rubber , TPV)
O-Ring	PEPDM (optional material, Silicone Rubber, TPV,FPM)	Working temperature	-40℃ to100℃
Color	Grey(RAL7035), Black(RAL9005), other colors customized.	Material options	V0, or F1 can be offered upon request.

Color Option

Grey RAL7035	Silver grey RAL7001	Black RAL9005	White RAL9003
Blue RAL5012	Red RAL3020	Yellow RAL1026	Green RAL6032

可爲客户特殊定制其他顏色 Other colors could be customized

M型電纜固定頭
Metric Type Nylon Cable Glands

BEISIT®

→ M

IP68/IP69K RoHS REACH

材料：	采用UL認可的尼龍材料	Material:	PA (NYLON), UL 94 V-2
防水圈：	丁腈橡膠（可選EPDM，硅橡膠，TPV等）	Seal:	NBR (optional material EPDM, Silicone Rubber , TPV)
O型圈：	EPDM（可選硅橡膠，TPV，氟橡膠等）	O-Ring:	EPDM (optional material, Silicone Rubber, TPV,FPM)
工作溫度：	-40℃至100℃	Working temperature:	-40℃ to100℃
顏色種類：	灰色、黑色，其他顏色可定做	Color:	Grey(RAL7035), Black(RAL9005), other colors customized.
材料種類：	V0或F1可定做	Material options:	V0, or F1 can be offered upon request.

如需其他材料或者顏色，請垂詢！Other material or Colors upon request.
O型圈默認預裝！ All O rings are pre-assembled as standard.

■ PROFILE

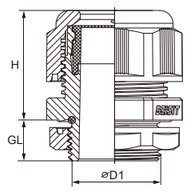

Thread ØD1	⌀ mm	H mm	GL mm	mm	Beisit No. RAL7035 ●	Article No. RAL7035	Beisit No. RAL9005 ●	Article No. RAL9005
M10 x 1.5	3-6.5	21	8	15	M1007	1.210.1001.0000	M1007B	1.210.1003.0000
M10 x 1.5	3-6.5	21	8	15	M1005	1.210.1001.2000	M1005B	1.210.1003.2000
M12 x 1.5	3-6.5	21	8	15	M1207	1.210.1201.0000	M1207B	1.210.1203.0000
M12 x 1.5	2-5	21	8	15	M1205	1.210.1201.2000	M1205B	1.210.1203.2000
M12 x 1.5	4-8	22	8	19	M1208	1.210.1261.0000	M1208B	1.210.1263.0000
M16 x 1.5	4-8	22	8	19	M1608	1.210.1601.0000	M1608B	1.210.1603.0000
M16 x 1.5	2-6	22	8	19	M1606	1.210.1601.2000	M1606B	1.210.1603.2000
M16 x 1.5	5-10	25	8	22	M1610	1.210.1631.0000	M1610B	1.210.1633.0000
M20 x 1.5	6-12	27	9	24	M2012	1.210.2001.0000	M2012B	1.210.2003.0000
M20 x 1.5	5-9	27	9	24	M2009	1.210.2001.2000	M2009B	1.210.2003.2000
M20 x 1.5	10-14	28	9	27	M2014	1.210.2031.0000	M2014B	1.210.2033.0000
M20 x 1.5	10-15	32	10	27	M2015	8.210.2071.0027	M2015	8.210.2073.0027
M25 x 1.5	13-18	31	11	33	M2518	1.210.2501.0000	M2518B	1.210.2503.0000
M25 x 1.5	9-16	31	11	33	M2516	1.210.2501.2000	M2516B	1.210.2503.2000
M32 x 1.5	18-25	37	11	42	M3225	1.210.3201.0000	M3225B	1.210.3203.0000
M32 x 1.5	13-20	37	11	42	M3220	1.210.3201.2000	M3220B	1.210.3203.2000
M40 x 1.5	22-32	48	13	53	M4032	1.210.4001.0000	M4032B	1.210.4003.0000
M40 x 1.5	20-26	48	13	53	M4026	1.210.4001.2000	M4026B	1.210.4003.2000
M40 x 1.5	23-33.5	48	13	53	M4033	1.210.4001.4000	M4033B	1.210.4003.4000
M50 x 1.5	32-38	49	13	60	M5038	1.210.5001.0000	M5038B	1.210.5003.0000
M50 x 1.5	25-31	49	13	60	M5031	1.210.5001.2000	M5031B	1.210.5003.2000
M63 x 1.5	37-44	49	14	65/68	M6344	1.210.6301.0000	M6344B	1.210.6303.0000
M63 x 1.5	29-35	49	14	65/68	M6335	1.210.6301.2000	M6335B	1.210.6303.2000
M63 x 1.5	25-30.5	49	14	65/68	M6330	1.210.6301.7000	M6330B	1.210.6303.7000
M63 x 1.5	30.5-40	49	14	65/68	M6340	1.210.6301.6000	M6340B	1.210.6303.6000
M75 x 2	48-56	69	25	82	M7556	1.210.7501.0005	M7556B	1.210.7503.0005
M75 x 2	38-56	69	25	82	M7547-T	1.210.7501.1027	M7547B-T	1.210.7503.1027
M75 x 2	23-56	69	25	82	M7530-T	1.210.7501.5027	M7530B-T	1.210.7503.5027
★ 非常規螺紋 Non-Standard Thread								
★ M22 x 1.5	10-14	28	9	27	M2214	1.210.2201.0000	M2214B	1.210.2203.0000
★ M24 x 1.5	10-14	28	11	27	M2414	1.210.2401.0000	M2414B	1.210.2403.0000
★ M30 x 1.5	13-18	31	12	33	M3018	1.210.3001.0000	M3018B	1.210.3003.0000
★ M30 x 1.5	18-25	37	12	42	M3025	1.210.3031.0000	M3025B	1.210.3033.0000

專利產品 Patented product.

M加長型電纜固定頭
Metric-Length Type Nylon Cable Glands

BEISIT®

→ M-Length

IP68/IP69K RoHS REACH

材料：	采用UL認可的尼龍材料	Material:	PA (NYLON), UL 94 V-2
防水圈：	丁腈橡膠（可選EPDM，硅橡膠，TPV等）	Seal:	NBR (optional material EPDM, Silicone Rubber , TPV)
O型圈：	EPDM（可選硅橡膠，TPV，氟橡膠等）	O-Ring:	EPDM (optional material, Silicone Rubber, TPV,FPM)
工作溫度：	-40℃至100℃	Working temperature:	-40℃ to100℃
顏色種類：	灰色、黑色，其他顏色可定做	Color:	Grey(RAL7035), Black(RAL9005), other colors customized.

如需其他材料或者顏色，請垂詢！Other material or Colors upon request.
O型圈默認預裝！ All O rings are pre-assembled as standard.

■ PROFILE

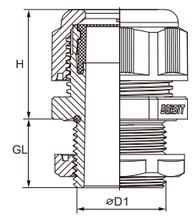

Thread ØD1	⌀ mm	H mm	GL mm	mm	Beisit No. RAL7035 ●	Article No. RAL7035	Beisit No. RAL9005 ●	Article No. RAL9005
M12 x 1.5	3-6.5	21	15	15	M1207L	1.210.1201.0100	M1207BL	1.210.1203.0100
M12 x 1.5	2-5	21	15	15	M1205L	1.210.1201.2100	M1205BL	1.210.1203.2100
M12 x 1.5	4-8	22	15	19	M1208L	1.210.1261.0100	M1208BL	1.210.1263.0100
M16 x 1.5	4-8	22	15	19	M1608L	1.210.1601.0100	M1608BL	1.210.1603.0100
M16 x 1.5	2-6	22	15	19	M1606L	1.210.1601.2100	M1606BL	1.210.1603.2100
M16 x 1.5	5-10	25	15	22	M1610L	1.210.1631.0100	M1610BL	1.210.1633.0100
M20 x 1.5	6-12	27	15	24	M2012L	1.210.2001.0100	M2012BL	1.210.2003.0100
M20 x 1.5	5-9	27	15	24	M2009L	1.210.2001.2100	M2009BL	1.210.2003.2100
M20 x 1.5	10-14	28	15	27	M2014L	1.210.2031.0100	M2014BL	1.210.2033.0100
M25 x 1.5	13-18	31	15	33	M2518L	1.210.2501.0100	M2518BL	1.210.2503.0100
M25 x 1.5	9-16	31	15	33	M2516L	1.210.2501.2100	M2516BL	1.210.2503.2100
M32 x 1.5	18-25	39	15	42	M3225L	1.210.3201.0100	M3225BL	1.210.3203.0100
M32 x 1.5	13-20	39	15	42	M3220L	1.210.3201.2100	M3220BL	1.210.3203.2100
M40 x 1.5	22-32	48	18	53	M4032L	1.210.4001.0100	M4032BL	1.210.4003.0100
M40 x 1.5	20-26	48	18	53	M4026L	1.210.4001.2100	M4026BL	1.210.4003.2100
M50 x 1.5	32-38	49	18	60	M5038L	1.210.5001.0100	M5038BL	1.210.5003.0100
M50 x 1.5	25-31	49	18	60	M5031L	1.210.5001.2100	M5031BL	1.210.5003.2100
M63 x 1.5	37-44	49	18	65/68	M6344L	1.210.6301.0100	M6344BL	1.210.6303.0100
M63 x 1.5	29-35	49	18	65/68	M6335L	1.210.6301.2100	M6335BL	1.210.6303.2100
M63 x 1.5	25-30.5	49	18	65/68	M6330L	1.210.6301.7100	M6330BL	1.210.6303.7100
M63 x 1.5	30.5-40	49	18	65/68	M6340L	1.210.6301.6100	M6340BL	1.210.6303.6100

專利產品 Patented product.

M/M加長型防折彎電纜固定頭

Metric/Metric-Length Type Nylon Cable Glands with Strain Relief

BEISIT®

→ M/M-Length

IP68 RoHS REACH

材料： 采用UL認可的尼龍材料
防水圈： 丁腈橡膠（可選EPDM，硅橡膠，TPV等）
O型圈： EPDM（可選硅橡膠，TPV，氟橡膠等）
工作溫度： -40℃至100℃
顏色種類： 灰色、黑色，
其他顏色可定做
材料種類： V0或F1可定做

Material: PA (NYLON), UL 94 V-2
Seal: NBR (optional material EPDM, Silicone Rubber , TPV)
O-Ring: EPDM (optional material, Silicone Rubber, TPV,FPM)
Working temperature: -40℃ to100℃
Color: Grey(RAL7035), Black(RAL9005), other colors customized.
Material options: V0, or F1 can be offered upon request.

如需其他材料或者顏色，請垂詢！Other material or Colors upon request.
O型圈默認預裝！ All O rings are pre-assembled as standard.

■ PROFILE

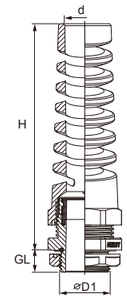

Thread ⌀D1	⌀ mm	H mm	GL mm	d mm	mm	Beisit No. RAL7035	Article No. RAL7035	Beisit No. RAL9005	Article No. RAL9005
M12 x 1.5	3-6.5	54	8	7	16.5/15	M1207SR	1.211.1201.0000	M1207SRB	1.211.1203.0000
M12 x 1.5	2-5	54	8	7	16.5/15	M1205SR	1.211.1201.2000	M1205SRB	1.211.1203.2000
M12 x 1.5	4-8	63	8	7	19	M1208SR	1.211.1201.4000	M1208SRB	1.211.1203.4000
M16 x 1.5	4-8	63	8	8.5	19	M1608SR	1.211.1601.0000	M1608SRB	1.211.1603.0000
M16 x 1.5	2-6	63	8	8.5	19	M1606SR	1.211.1601.2000	M1606SRB	1.211.1603.2000
M16 x 1.5	5-10	78	8	10.5	22	M1610SR	1.211.1631.0000	M1610SRB	1.211.1633.0000
M16 x 1.5	3-7	78	8	10.5	22	M1607SR	1.211.1631.2000	M1607SRB	1.211.1633.2000
M20 x 1.5	6-12	90	9	13	24	M2012SR	1.211.2001.0000	M2012SRB	1.211.2003.0000
M20 x 1.5	5-9	90	9	13	24	M2009SR	1.211.2001.2000	M2009SRB	1.211.2003.2000
M20 x 1.5	10-14	100	9	15.5	27	M2014SR	1.211.2031.0000	M2014SRB	1.211.2033.0000
M25 x 1.5	13-18	114	11	20	33	M2518SR	1.211.2501.0000	M2518SRB	1.211.2503.0000
M25 x 1.5	9-16	114	11	20	33	M2516SR	1.211.2501.2000	M2516SRB	1.211.2503.2000
M12 x 1.5	3-6.5	54	15	7	16.5/15	M1207SRL	1.211.1201.0100	M1207SRBL	1.211.1203.0100
M12 x 1.5	2-5	54	15	7	16.5/15	M1205SRL	1.211.1201.2100	M1205SRBL	1.211.1203.2100
M12 x 1.5	4-8	63	8	7	19	M1208SRL	1.211.2501.4100	M1208SRBL	1.211.2503.4100
M16 x 1.5	4-8	63	15	8.5	19	M1608SRL	1.211.1601.0100	M1608SRBL	1.211.1603.0100
M16 x 1.5	2-6	63	15	8.5	19	M1606SRL	1.211.1601.2100	M1606SRBL	1.211.1603.2100
M16 x 1.5	5-10	78	15	10.5	22	M1610SRL	1.211.1631.0100	M1610SRBL	1.211.1633.0100
M16 x 1.5	3-7	78	15	10.5	22	M1607SRL	1.211.1631.2100	M1607SRBL	1.211.1633.2100
M20 x 1.5	6-12	90	15	13	24	M2012SRL	1.211.2001.0100	M2012SRBL	1.211.2003.0100
M20 x 1.5	5-9	90	15	13	24	M2009SRL	1.211.2001.2100	M2009SRBL	1.211.2003.2100
M20 x 1.5	10-14	100	15	15.5	27	M2014SRL	1.211.2031.0100	M2014SRBL	1.211.2033.0100
M25 x 1.5	13-18	114	15	20	33	M2518SRL	1.211.2501.0100	M2518SRBL	1.211.2503.0100
M25 x 1.5	9-16	114	15	20	33	M2516SRL	1.211.2501.2100	M2516SRBL	1.211.2503.2100

M型金屬電纜固定頭

Metric Type Metal Cable Glands

BEISIT®

→ M

IP68/IP69K RoHS REACH

材料： 鍍鎳黃銅
固定連接組件： 采用UL認可的尼龍材料
防水圈： 丁腈橡膠(可選EPDM，硅橡膠，TPV等)
O型圈： EPDM（可選硅橡膠，TPV，氟橡膠等）
工作溫度： -40℃至100℃

Material: Nickel-plated brass
Fixture material: PA (NYLON), UL 94 V-2
Seal: NBR (optional material EPDM, Silicone Rubber , TPV)
O-Ring: EPDM (optional material, Silicone Rubber, TPV,FPM)
Working temperature: -40℃ to 100℃

如需其他材料，請垂詢！Other material upon request.
O型圈默認預裝！ All O rings are pre-assembled as standard.

■ PROFILE

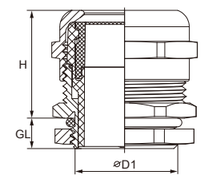

Thread ⌀D1	⌀ mm	H mm	GL mm	mm	Beisit No.	Article No.
M12 x 1.5	3-6.5	19	6.5	14	M1207BR	1.110.1201.0000
M12 x 1.5	2-5	19	6.5	14	M1205BR	1.110.1201.2000
M16 x 1.5	4-8	21	6	17/19	M1608BR	1.110.1601.0000
M16 x 1.5	2-6	21	6	17/19	M1606BR	1.110.1601.2000
M16 x 1.5	5-10	22	6	20	M1610BR	1.110.1631.0000
M20 x 1.5	6-12	23	6	22	M2012BR	1.110.2001.0000
M20 x 1.5	5-9	23	6	22	M2009BR	1.110.2001.2000
M20 x 1.5	10-14	24	6	24	M2014BR	1.110.2031.0000
M25 x 1.5	13-18	25	7	30	M2518BR	1.110.2501.0000
M25 x 1.5	9-16	25	7	30	M2516BR	1.110.2501.2000
M32 x 1.5	18-25	31	8	40	M3225BR	1.110.3201.0000
M32 x 1.5	13-20	31	8	40	M3220BR	1.110.3201.2000
M40 x 1.5	22-32	37	8	50	M4032BR	1.110.4001.0000
M40 x 1.5	20-26	37	8	50	M4026BR	1.110.4001.2000
M50 x 1.5	32-38	37	9	57	M5038BR	1.110.5001.0000
M50 x 1.5	25-31	37	9	57	M5031BR	1.110.5001.2000
M63 x 1.5	37-44	38	10	64/68	M6344BR	1.110.6301.0000
M63 x 1.5	29-35	38	10	64/68	M6335BR	1.110.6301.2000
★ 非常規螺紋 Non-Standard Thread						
★ M18 x 1.5	5-10	22	6	20	M1810BR	1.110.1801.0000
★ M18 x 1.5	3-7	22	6	20	M1807BR	1.110.1801.2000
★ M22 x 1.5	10-14	24	6	24	M2214BR	1.110.2201.0000
★ M22 x 1.5	7-12	24	6	24	M2212BR	1.110.2201.2000
★ M27 x 1.5	13-18	25	7	30	M2718BR	1.110.2701.0000
★ M27 x 1.5	9-16	25	7	30	M2716BR	1.110.2701.2000

專利產品 Patented product.

M加長型金屬電纜固定頭
Metric-Length Type Metal Cable Glands

BEISIT®

→ M-Length

IP68/IP69K RoHS REACH

材料：	鍍鎳黃銅	Material:	Nickel-plated brass
固定連接組件：	采用UL認可的尼龍材料	Fixture material:	PA (NYLON), UL 94 V-2
防水圈：	丁腈橡膠（可選EPDM，硅橡膠，TPV等）	Seal:	NBR (optional material EPDM, Silicone Rubber , TPV)
O型圈：	EPDM（可選硅橡膠，TPV，氟橡膠等）	O-Ring:	EPDM (optional material, Silicone Rubber, TPV,FPM)
工作溫度：	-40℃至100℃	Working temperature:	-40℃ to 100℃

如需其他材料，請垂詢！Other material upon request.
O型圈默認預裝！ All O rings are pre-assembled as standard.

■ PROFILE

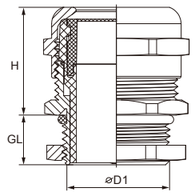

Thread ⌀D1	⌀ mm	H mm	GL mm	mm	Beisit No.	Article No.
M12 x 1.5	3-6.5	19	10	14	M1207BRL	1.110.1201.0100
M12 x 1.5	2-5	19	10	14	M1205BRL	1.110.1201.2100
M16 x 1.5	4-8	21	10	17/19	M1608BRL	1.110.1601.0100
M16 x 1.5	2-6	21	10	17/19	M1606BRL	1.110.1601.2100
M16 x 1.5	5-10	22	10	20	M1610BRL	1.110.1631.0100
M20 x 1.5	6-12	23	10	22	M2012BRL	1.110.2001.0100
M20 x 1.5	5-9	23	10	22	M2009BRL	1.110.2001.2100
M20 x 1.5	10-14	24	10	24	M2014BRL	1.110.2031.0100
M25 x 1.5	13-18	25	12	30	M2518BRL	1.110.2501.0100
M25 x 1.5	9-16	25	12	30	M2516BRL	1.110.2501.2100
M32 x 1.5	18-25	31	12	40	M3225BRL	1.110.3201.0100
M32 x 1.5	13-20	31	12	40	M3220BRL	1.110.3201.2100
M40 x 1.5	22-32	37	15	50	M4032BRL	1.110.4001.0100
M40 x 1.5	20-26	37	15	50	M4026BRL	1.110.4001.2100
M50 x 1.5	32-38	37	15	57	M5038BRL	1.110.5001.0100
M50 x 1.5	25-31	37	15	57	M5031BRL	1.110.5001.2100
M63 x 1.5	37-44	38	15	64/68	M6344BRL	1.110.6301.0100
M63 x 1.5	29-35	38	15	64/68	M6335BRL	1.110.6301.2100
★ 非常規螺紋 Non-Standard Thread						
★ M18 x 1.5	5-10	22	10	20	M1810BRL	1.110.1801.0100
★ M18 x 1.5	3-7	22	10	20	M1807BRL	1.110.1801.2100
★ M22 x 1.5	10-14	24	10	24	M2214BRL	1.110.2201.0100
★ M22 x 1.5	7-12	24	10	24	M2212BRL	1.110.2201.2100
★ M27 x 1.5	13-18	25	12	30	M2718BRL	1.110.2701.0100
★ M27 x 1.5	9-16	25	12	30	M2716BRL	1.110.2701.2100

專利產品 Patented product.

M加强型金屬電纜固定頭
Metric Type Metal Cable Glands-Reinforced Type

BEISIT®

→ M

IP68 RoHS REACH

材料：	鍍鎳黃銅	Material:	Nickel-plated brass
固定連接組件：	采用UL認可的尼龍材料	Fixture material:	PA (NYLON), UL 94 V-2
防水圈：	丁腈橡膠（可選EPDM，硅橡膠，TPV等）	Seal:	NBR (optional material EPDM, Silicone Rubber , TPV)
O型圈：	EPDM（可選硅橡膠，TPV，氟橡膠等）	O-Ring:	EPDM (optional material, Silicone Rubber, TPV,FPM)
工作溫度：	-40℃至100℃	Working temperature:	-40℃ to 100℃

如需其他材料，請垂詢！Other material upon request.
O型圈默認預裝！ All O rings are pre-assembled as standard.

■ PROFILE

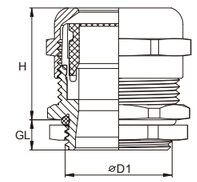

Thread ⌀D1	⌀ mm	H mm	GL mm	mm	Beisit No.	Article No.
M12 x 1.5	3-6.5	19	6.5	14	M1207BR-R	1.120.1201.0000
M12 x 1.5	2-5	19	6.5	14	M1205BR-R	1.120.1201.2000
M16 x 1.5	4-8	21	6	17/19	M1608BR-R	1.120.1601.0000
M16 x 1.5	2-6	21	6	17/19	M1606BR-R	1.120.1601.2000
M16 x 1.5	5-10	22	6	20	M1610BR-R	1.120.1631.0000
M20 x 1.5	6-12	23	6	22	M2012BR-R	1.120.2001.0000
M20 x 1.5	5-9	23	6	22	M2009BR-R	1.120.2001.2000
M20 x 1.5	10-14	24	6	24	M2014BR-R	1.120.2031.0000
M25 x 1.5	13-18	25	7	30	M2518BR-R	1.120.2501.0000
M25 x 1.5	9-16	25	7	30	M2516BR-R	1.120.2501.2000
M32 x 1.5	18-25	31	8	40	M3225BR-R	1.120.3201.0000
M32 x 1.5	13-20	31	8	40	M3220BR-R	1.120.3201.2000
M40 x 1.5	22-32	37	8	50	M4032BR-R	1.120.4001.0000
M40 x 1.5	20-26	37	8	50	M4026BR-R	1.120.4001.2000
M50 x 1.5	32-38	37	9	57	M5038BR-R	1.120.5001.0000
M50 x 1.5	25-31	37	9	57	M5031BR-R	1.120.5001.2000
M63 x 1.5	37-44	38	10	64/68	M6344BR-R	1.120.6301.0000
M63 x 1.5	29-35	38	10	64/68	M6335BR-R	1.120.6301.2000
★ 非常規螺紋 Non-Standard Thread						
★ M18 x 1.5	5-10	22	6	20	M1810BR-R	1.120.1801.0000
★ M18 x 1.5	3-7	22	6	20	M1807BR-R	1.120.1801.2000
★ M22 x 1.5	10-14	24	6	24	M2214BR-R	1.120.2201.0000
★ M22 x 1.5	7-12	24	6	24	M2212BR-R	1.120.2201.2000
★ M24 x 1.5	13-18	25	7	30	M2418BR-R	1.120.2401.0000
★ M24 x 1.5	9-16	25	7	30	M2416BR-R	1.120.2401.2000
★ M27 x 1.5	13-18	25	7	30	M2718BR-R	1.120.2701.0000
★ M27 x 1.5	9-16	25	7	30	M2716BR-R	1.120.2701.2000

Technical Appendix
Standard Industrial
Multi-Entry
EMC
Special Applications
Ex e
Accessories
Conduit System
Enclosure System

M加强型加長金屬電纜固定頭
Metric-Length Type Metal Cable Glands-Reinforced Type

BEISIT®

→ M-Length

IP68/IP69K | RoHS | REACH

材料：	鍍鎳黃銅	Material:	Nickel-plated brass
固定連接組件：	采用UL認可的尼龍材料	Fixture material:	PA (NYLON), UL 94 V-2
防水圈：	丁腈橡膠（可選EPDM，硅橡膠，TPV等）	Seal:	NBR (optional material EPDM, Silicone Rubber , TPV)
O型圈：	EPDM（可選硅橡膠，TPV，氟橡膠等）	O-Ring:	EPDM (optional material, Silicone Rubber, TPV,FPM)
工作温度：	-40℃至100℃	Working temperature:	-40℃ to 100℃

如需其他材料，請垂詢！Other material upon request.
O型圈默認預裝！ All O rings are pre-assembled as standard.

■ PROFILE

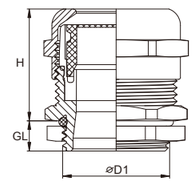

Thread ØD1	Ø mm	H mm	GL mm	mm	Beisit No.	Article No.
M12 x 1.5	3-6.5	19	10	14	M1207BRL-R	1.120.1201.0100
M12 x 1.5	2-5	19	10	14	M1205BRL-R	1.120.1201.2100
M16 x 1.5	4-8	21	10	17/19	M1608BRL-R	1.120.1601.0100
M16 x 1.5	2-6	21	10	17/19	M1606BRL-R	1.120.1601.2100
M16 x 1.5	5-10	22	10	20	M1610BRL-R	1.120.1631.0100
M20 x 1.5	6-12	23	10	22	M2012BRL-R	1.120.2001.0100
M20 x 1.5	5-9	23	10	22	M2009BRL-R	1.120.2001.2100
M20 x 1.5	10-14	24	10	24	M2014BRL-R	1.120.2031.0100
M25 x 1.5	13-18	25	12	30	M2518BRL-R	1.120.2501.0100
M25 x 1.5	9-16	25	12	30	M2516BRL-R	1.120.2501.2100
M32 x 1.5	18-25	31	12	40	M3225BRL-R	1.120.3201.0100
M32 x 1.5	13-20	31	12	40	M3220BRL-R	1.120.3201.2100
M40 x 1.5	22-32	37	15	50	M4032BRL-R	1.120.4001.0100
M40 x 1.5	20-26	37	15	50	M4026BRL-R	1.120.4001.2100
M50 x 1.5	32-38	37	15	57	M5038BRL-R	1.120.5001.0100
M50 x 1.5	25-31	37	15	57	M5031BRL-R	1.120.5001.2100
M63 x 1.5	37-44	38	15	64/68	M6344BRL-R	1.120.6301.0100
M63 x 1.5	29-35	38	15	64/68	M6335BRL-R	1.120.6301.2100
★ 非常規螺紋 Non-Standard Thread						
★ M18 x 1.5	5-10	22	10	20	M1810BRL-R	1.120.1801.0100
★ M18 x 1.5	3-7	22	10	20	M1807BRL-R	1.120.1801.2100
★ M22 x 1.5	10-14	24	10	24	M2214BRL-R	1.120.2201.0100
★ M22 x 1.5	7-12	24	10	24	M2212BRL-R	1.120.2201.2100
★ M24 x 1.5	13-18	25	12	30	M2418BRL-R	1.120.2401.0100
★ M24 x 1.5	9-16	25	12	30	M2416BRL-R	1.120.2401.2100
★ M27 x 1.5	13-18	25	12	30	M2718BRL-R	1.120.2701.0100
★ M27 x 1.5	9-16	25	12	30	M2716BRL-R	1.120.2701.2100

M型金屬電纜固定頭 W型
Metric Type Metal Cable Glands W Type

BEISIT®

→ M

IP68 | RoHS

材料：	鍍鎳黃銅	Material:	Nickel-plated brass
防水圈：	硅橡膠	Seal:	Silicone Rubber
O型圈：	硅橡膠	O-Ring:	Silicone Rubber
工作温度：	-40℃至125℃	Working temperature:	-40℃ to 125°

■ PROFILE

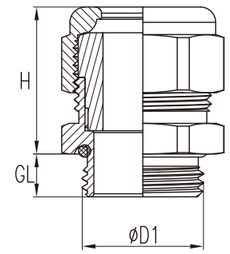

Thread ØD1	Ø mm	H mm	GL mm	mm	Beisit No.	Article No.
M6 x 1	2.5-3.5	11.5	5	8	M0604BR-W	8.110.0602.0011-0
M12 x 1.5	3-5	21	6.5	17	M1205BR-W	1.114.1201.2031
M12 x 1.5	4-6.5	21	6.5	17	M1207BR-W	1.114.1201.0031
M16 x 1.5	4-6	24	7	20	M1606BR-W	1.114.1601.6031
M16 x 1.5	4.5-7	24	7	20	M1607BR-W	1.114.1601.5031
M16 x 1.5	5－8	24	7	20	M1608BR-W	1.114.1601.2031
M16 x 1.5	7-10	24	7	20	M1610BR-W	1.114.1601.0031
M20 x 1.5	4.5-7	25.5	7	20/22	M2007BR-W	1.114.2001.5031
M20 x 1.5	5－8	25.5	7	20/22	M2008BR-W	1.114.2001.2031
M20 x 1.5	7-10	25.5	7	20/22	M2010BR-W	1.114.2001.0031
M20 x 1.5	8-12	28.5	7	24	M2012BR-W	1.114.2031.2031
M20 x 1.5	9－13	28.5	7	24	M2013BR-W	1.114.2031.0031
M25 x 1.5	8-12	28.5	8	24/30	M2512BR-W	1.114.2501.2031
M25 x 1.5	9－13	28.5	8	24/30	M2513BR-W	1.114.2501.0031
M25 x 1.5	10-14	30	8	30	M2514BR-W	1.114.2531.6031
M25 x 1.5	11－15	30	8	30	M2515BR-W	1.114.2531.2031
M25 x 1.5	13-17	30	8	30	M2517BR-W	1.114.2531.5031
M25 x 1.5	14-18	30	8	30	M2518BR-W	1.114.2531.0031
M32 x 1.5	10-14	31	8	30/36	M3214BR-W	1.114.3231.6031
M32 x 1.5	11-15	31	8	30/36	M3215BR-W	1.114.3201.2031
M32 x 1.5	13-17	31	8	30/36	M3217BR-W	1.114.3201.5031
M32 x 1.5	14-18	31	8	30/36	M3218BR-W	1.114.3201.0031
M32 x 1.5	17-21	32	8	36	M3221BR-W	1.114.3231.2031
M32 x 1.5	18-22	32	8	36	M3222BR-W	1.114.3231.0031
M40 x 1.5	17-21	32.5	9	36/45	M4021BR-W	1.114.4001.2031
M40 x 1.5	18-22	32.5	9	36/45	M4022BR-W	1.114.4001.0031
M40 x 1.5	21-26	37.5	9	50	M4026BR-W	1.114.4031.5031
M40 x 1.5	24-28	37.5	9	50	M4028BR-W	1.114.4031.2031
M40 x 1.5	25-30	37.5	9	50	M4030BR-W	1.114.4031.0031
M50 x 1.5	26-31	39.5	10	57	M5031BR-W	1.114.5001.5031
M50 x 1.5	31-35.5	39.5	10	57	M5036BR-W	1.114.5001.2031
M50 x 1.5	36-40	39.5	10	57	M5040BR-W	1.114.5001.0031
M63 x 1.5	39-45	40	10	68	M6345BR-W	1.114.6301.0031

M加長型金屬電纜固定頭 W型
Metric-Length Type Metal Cable Glands W Type

BEISIT®

→ M-Length

CE | IP68 | RoHS

材料：	鍍鎳黃銅	Material:	Nickel-plated brass
防水圈：	硅橡膠	Seal:	Silicone Rubber
O型圈：	硅橡膠	O-Ring:	Silicone Rubber
工作溫度：	-40℃至125℃	Working temperature:	-40℃ to 125°

■ PROFILE

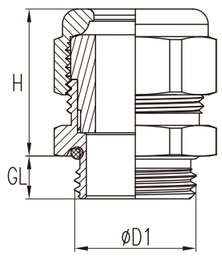

Overall 整体 | O-Ring 0型圈 | Body 主体 | Seal 防水圈 | Sealing Nut 迫緊螺帽

Thread øD1	⌀ mm	H mm	GL mm	mm	Beisit No.	Article No.
M12 x 1.5	3-5	21	10	17	M1205BRL-W	1.114.1201.2131
M12 x 1.5	4-6.5	21	10	17	M1207BRL-W	1.114.1201.0131
M16 x 1.5	4-6	24	10	20	M1606BRL-W	1.114.1601.6131
M16 x 1.5	4.5-7	24	10	20	M1607BRL-W	1.114.1601.5131
M16 x 1.5	5－8	24	10	20	M1608BRL-W	1.114.1601.2131
M16 x 1.5	7-10	24	10	20	M1610BRL-W	1.114.1601.0131
M20 x 1.5	4.5-7	25.5	10	20/22	M2007BRL-W	1.114.2001.5131
M20 x 1.5	5－8	25.5	10	20/22	M2008BRL-W	1.114.2001.2131
M20 x 1.5	7-10	25.5	10	20/22	M2010BRL-W	1.114.2001.0131
M20 x 1.5	8-12	28.5	10	24	M2012BRL-W	1.114.2031.2131
M20 x 1.5	9－13	28.5	10	24	M2013BRL-W	1.114.2031.0131
M25 x 1.5	8-12	28.5	12	24/30	M2512BRL-W	1.114.2501.2131
M25 x 1.5	9－13	28.5	12	24/30	M2513BRL-W	1.114.2501.0131
M25 x 1.5	10-14	30	12	30	M2514BRL-W	1.114.2531.6131
M25 x 1.5	11－15	30	12	30	M2515BRL-W	1.114.2531.2131
M25 x 1.5	13-17	30	12	30	M2517BRL-W	1.114.2531.5131
M25 x 1.5	14-18	30	12	30	M2518BRL-W	1.114.2531.0131
M32 x 1.5	10-14	31	12	30/36	M3214BRL-W	1.114.3231.6131
M32 x 1.5	11-15	31	12	30/36	M3215BRL-W	1.114.3201.2131
M32 x 1.5	13-17	31	12	30/36	M3217BRL-W	1.114.3201.5131
M32 x 1.5	14-18	31	12	30/36	M3218BRL-W	1.114.3201.0131
M32 x 1.5	17-21	32	12	36	M3221BRL-W	1.114.3231.2131
M32 x 1.5	18-22	32	12	36	M3222BRL-W	1.114.3231.0131
M40 x 1.5	17-21	32.5	15	36/45	M4021BRL-W	1.114.4001.2131
M40 x 1.5	18-22	32.5	15	36/45	M4022BRL-W	1.114.4001.0131
M40 x 1.5	21-26	37.5	15	50	M4026BRL-W	1.114.4031.5131
M40 x 1.5	24-28	37.5	15	50	M4028BRL-W	1.114.4031.2131
M40 x 1.5	25-30	37.5	15	50	M4030BRL-W	1.114.4031.0131
M50 x 1.5	26-31	39.5	15	57	M5031BRL-W	1.114.5001.5131
M50 x 1.5	31-35.5	39.5	15	57	M5036BRL-W	1.114.5001.2131
M50 x 1.5	36-40	39.5	15	57	M5040BRL-W	1.114.5001.0131
M63 x 1.5	39-45	40	15	68	M6345BRL-W	1.114.6301.0131

PG型電纜固定頭
PG Type Nylon Cable Glands

BEISIT®

→ PG

cULus | cULus | PG | CE | IP68/IP69K | RoHS | REACH

材料：	采用UL認可的尼龍材料	Material:	PA (NYLON), UL 94 V-2
防水圈：	丁腈橡膠（可選EPDM，硅橡膠，TPV等）	Seal:	NBR (optional material EPDM, Silicone Rubber , TPV)
O型圈：	EPDM（可選硅橡膠，TPV，氟橡膠等）	O-Ring:	EPDM (optional material, Silicone Rubber, TPV,FPM)
工作溫度：	-40℃至100℃	Working temperature:	-40℃ to100℃
顏色種類：	灰色、黑色，其他顏色可定做	Color:	Grey(RAL7035), Black(RAL9005), other colors customized.
材料種類：	V0或F1可定做	Material options:	V0, or F1 can be offered upon request.

如需其他材料或者顏色，請垂詢！Other material or Colors upon request.
O型圈默認預裝！ All O rings are pre-assembled as standard.

■ PROFILE

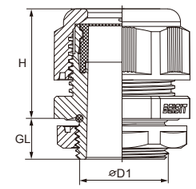

Overall 整体 | Lock Nut 六角螺母 | O-Ring 0型圈 | Body 主体 | Seal 防水圈 | Sealing Nut 迫緊螺帽

Thread øD1	⌀ mm	H mm	GL mm	mm	Beisit No. RAL7035 ●	Article No. RAL7035	Beisit No. RAL9005 ●	Article No. RAL9005
PG 7	3-6.5	21	8	15	P0707	1.210.0701.0200	P0707B	1.210.0703.0200
PG 7	2-5	21	8	15	P0705	1.210.0701.2200	P0705B	1.210.0703.2200
PG 9	4-8	22	8	19	P0908	1.210.0901.0200	P0908B	1.210.0903.0200
PG 9	2-6	22	8	19	P0906	1.210.0901.2200	P0906B	1.210.0903.2200
PG 11	5-10	25	8	22	P1110	1.210.1101.0200	P1110B	1.210.1103.0200
PG 11	3-7	25	8	22	P1107	1.210.1101.2200	P1107B	1.210.1103.2200
PG 13.5	6-12	27	9	24	P13512	1.210.1301.0200	P13512B	1.210.1303.0200
PG 13.5	5-9	27	9	24	P13509	1.210.1301.2200	P13509B	1.210.1303.2200
PG 16	10-14	28	10	27	P1614	1.210.1601.0200	P1614B	1.210.1603.0200
PG 16	7-12	28	10	27	P1612	1.210.1601.2200	P1612B	1.210.1603.2200
PG 21	13-18	31	11	33	P2118	1.210.2101.0200	P2118B	1.210.2103.0200
PG 21	9-16	31	11	33	P2116	1.210.2101.2200	P2116B	1.210.2103.2200
PG 29	18-25	37	11	42	P2925	1.210.2901.0200	P2925B	1.210.2903.0200
PG 29	13-20	37	11	42	P2920	1.210.2901.2200	P2920B	1.210.2903.2200
PG 36	22-32	48	13	53	P3632	1.210.3601.0200	P3632B	1.210.3603.0200
PG 36	20-26	48	13	53	P3626	1.210.3601.2200	P3626B	1.210.3603.2200
PG 42	32-38	49	13	60	P4238	1.210.4201.0200	P4238B	1.210.4203.0200
PG 42	25-31	49	13	60	P4231	1.210.4201.2200	P4231B	1.210.4203.2200
PG 48	37-44	49	14	65	P4844	1.210.4801.0200	P4844B	1.210.4803.0200
PG 48	29-35	49	14	65	P4835	1.210.4801.2200	P4835B	1.210.4803.2200
PG 48	25-30.5	49	14	65	P4830	1.210.4801.7200	P4830B	1.210.4803.7200
PG 48	30.5-40	49	14	65	P4840	1.210.4801.6200	P4840B	1.210.4803.6200
PG 48	18-44	49	14	65	P4824-T	1.210.4801.6220	P4824B-T	1.210.4803.6220
PG 48	40-50	52	14	70	P4850	1.210.4891.0200	P4850B	1.210.4893.0200
PG 48	30-50	52	14	70	P4840-T	1.210.4871.1227	P4840B-T	1.210.4873.1227
★ 非常規螺紋 Non-Standard Thread								
★ PG 19	12-15	33	11	27	P1915-HW	8.210.1981.0227	P1915B-HW	8.210.1983.0227
★ PG 19	12-15.5	30	12	27	P1916-DH	1.210.1901.0000	P1916B-DH	1.210.1903.0000

專利產品 Patented product.

PG加長型電纜固定頭
PG-Length Type Nylon Cable Glands

BEISIT®

→ PG-Length

IP68/IP69K RoHS REACH

材料： 采用UL認可的尼龍材料
防水圈： 丁腈橡膠（可選EPDM，硅橡膠，TPV等）
O型圈： EPDM（可選硅橡膠，TPV，氟橡膠等）
工作溫度： -40℃至100℃
顏色種類： 灰色、黑色，
其他顏色可定做
材料種類： V0或F1可定做

Material: PA (NYLON), UL 94 V-2
Seal: NBR (optional material EPDM, Silicone Rubber , TPV)
O-Ring: EPDM (optional material, Silicone Rubber, TPV,FPM)
Working temperature: -40℃ to100℃
Color: Grey(RAL7035), Black(RAL9005), other colors customized.
Material options: V0, or F1 can be offered upon request.

如需其他材料或者顏色，請垂詢！Other material or Colors upon request.
O型圈默認預裝！ All O rings are pre-assembled as standard.

■ PROFILE

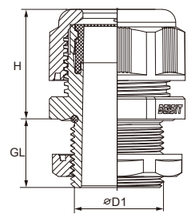

Overall 整体 | Lock Nut 六角螺母 | O-Ring O型圈 | Body 主体 | Seal 防水圈 | Sealing Nut 迫緊螺帽

Thread ØD1	Ø mm	H mm	GL mm	mm	Beisit No. RAL7035	Article No. RAL7035	Beisit No. RAL9005	Article No. RAL9005
PG 7	3-6.5	21	15	15	P0707L	1.210.0701.0300	P0707BL	1.210.0703.0300
PG 7	2-5	21	15	15	P0705L	1.210.0701.2300	P0705BL	1.210.0703.2300
PG 9	4-8	22	15	19	P0908L	1.210.0901.0300	P0908BL	1.210.0903.0300
PG 9	2-6	22	15	19	P0906L	1.210.0901.2300	P0906BL	1.210.0903.2300
PG 11	5-10	25	15	22	P1110L	1.210.1101.0300	P1110BL	1.210.1103.0300
PG 11	3-7	25	15	22	P1107L	1.210.1101.2300	P1107BL	1.210.1103.2300
PG 13.5	6-12	27	15	24	P13512L	1.210.1301.0300	P13512BL	1.210.1303.0300
PG 13.5	5-9	27	15	24	P13509L	1.210.1301.2300	P13509BL	1.210.1303.2300
PG 16	10-14	28	15	27	P1614L	1.210.1601.0300	P1614BL	1.210.1603.0300
PG 16	7-12	28	15	27	P1612L	1.210.1601.2300	P1612BL	1.210.1603.2300
PG 21	13-18	31	15	33	P2118L	1.210.2101.0300	P2118BL	1.210.2103.0300
PG 21	9-16	31	15	33	P2116L	1.210.2101.2300	P2116BL	1.210.2103.2300
PG 29	18-25	37	15	42	P2925L	1.210.2901.0300	P2925BL	1.210.2903.0300
PG 29	13-20	37	15	42	P2920L	1.210.2901.2300	P2920BL	1.210.2903.2300
PG 36	22-32	48	18	53	P3632L	1.210.3601.0300	P3632BL	1.210.3603.0300
PG 36	20-26	48	18	53	P3626L	1.210.3601.2300	P3626BL	1.210.3603.2300
PG 42	32-38	49	18	60	P4238L	1.210.4201.0300	P4238BL	1.210.4203.0300
PG 42	25-31	49	18	60	P4231L	1.210.4201.2300	P4231BL	1.210.4203.2300
PG 48	37-44	49	18	65	P4844L	1.210.4801.0300	P4844BL	1.210.4803.0300
PG 48	29-35	49	18	65	P4835L	1.210.4801.2300	P4835BL	1.210.4803.2300
PG 48	25-30.5	49	18	65	P4830L	1.210.4801.7300	P4830BL	1.210.4803.7300
PG 48	30.5-40	49	18	65	P4840L	1.210.4801.6300	P4840BL	1.210.4803.6300
PG 48	18-44	49	18	65	P4824L-T	1.210.4801.6320	P4824BL-T	1.210.4803.6320

專利產品 Patented product.

PG/PG加長型防折彎電纜固定頭
PG/PG-Length Type Nylon Cable Glands with Strain Relief

BEISIT®

→ PG/PG-Length

IP68 RoHS REACH

材料： 采用UL認可的尼龍材料
防水圈： 丁腈橡膠（可選EPDM，硅橡膠，TPV等）
O型圈： EPDM（可選硅橡膠，TPV，氟橡膠等）
工作溫度： -40℃至100℃
顏色種類： 灰色、黑色，
其他顏色可定做
材料種類： V0或F1可定做

Material: PA (NYLON), UL 94 V-2
Seal: NBR (optional material EPDM, Silicone Rubber , TPV)
O-Ring: EPDM (optional material, Silicone Rubber, TPV,FPM)
Working temperature: -40℃ to100℃
Color: Grey(RAL7035), Black(RAL9005), other colors customized.
Material options: V0, or F1 can be offered upon request.

如需其他材料或者顏色，請垂詢！Other material or Colors upon request.
O型圈默認預裝！ All O rings are pre-assembled as standard.

■ PROFILE

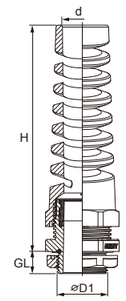

Overall 整体 | Lock Nut 六角螺母 | O-Ring 0型圈 | Body 主体 | Seal 防水圈 | Sealing Nut 迫緊螺帽

Thread ØD1	Ø mm	H mm	GL mm	d mm	mm	Beisit No. RAL7035	Article No. RAL7035	Beisit No. RAL9005	Article No. RAL9005
PG 7	3-6.5	54	8	7	16.5/15	P0707SR	1.211.0701.0200	P0707SRB	1.211.0703.0200
PG 7	2-5	54	8	7	16.5/15	P0705SR	1.211.0701.2200	P0705SRB	1.211.0703.2200
PG 9	4-8	63	8	8.5	19	P0908SR	1.211.0901.0200	P0908SRB	1.211.0903.0200
PG 9	2-6	63	8	8.5	19	P0906SR	1.211.0901.2200	P0906SRB	1.211.0903.2200
PG 11	5-10	78	8	10.5	22	P1110SR	1.211.1101.0200	P1110SRB	1.211.1103.0200
PG 11	3-7	78	8	10.5	22	P1107SR	1.211.1101.2200	P1107SRB	1.211.1103.2200
PG 13.5	6-12	90	9	13	24	P13512SR	1.211.1301.0200	P13512SRB	1.211.1303.0200
PG 13.5	5-9	90	9	13	24	P13509SR	1.211.1301.2200	P13509SRB	1.211.1303.2200
PG 16	10-14	100	10	15.5	27	P1614SR	1.211.1601.0200	P1614SRB	1.211.1603.0200
PG 16	7-12	100	10	15.5	27	P1612SR	1.211.1601.2200	P1612SRB	1.211.1603.2200
PG 21	13-18	114	11	20	33	P2118SR	1.211.2101.0200	P2118SRB	1.211.2103.0200
PG 21	9-16	114	11	20	33	P2116SR	1.211.2101.2200	P2116SRB	1.211.2103.2200
PG 7	3-6.5	54	15	7	16.5/15	P0707SRL	1.211.0701.0300	P0707SRBL	1.211.0703.0300
PG 7	2-5	54	15	7	16.5/15	P0705SRL	1.211.0701.2300	P0705SRBL	1.211.0703.2300
PG 9	4-8	63	15	8.5	19	P0908SRL	1.211.0901.0300	P0908SRBL	1.211.0903.0300
PG 9	2-6	63	15	8.5	19	P0906SRL	1.211.0901.2300	P0906SRBL	1.211.0903.2300
PG 11	5-10	78	15	10.5	22	P1110SRL	1.211.1101.0300	P1110SRBL	1.211.1103.0300
PG 11	3-7	78	15	10.5	22	P1107SRL	1.211.1101.2300	P1107SRBL	1.211.1103.2300
PG 13.5	6-12	90	15	13	24	P13512SRL	1.211.1301.0300	P13512SRBL	1.211.1303.0300
PG 13.5	5-9	90	15	13	24	P13509SRL	1.211.1301.2300	P13509SRBL	1.211.1303.2300
PG 16	10-14	100	15	15.5	27	P1614SRL	1.211.1601.0300	P1614SRBL	1.211.1603.0300
PG 16	7-12	100	15	15.5	27	P1612SRL	1.211.1601.2300	P1612SRBL	1.211.1603.2300
PG 21	13-18	114	15	20	33	P2118SRL	1.211.2101.0300	P2118SRBL	1.211.2103.0300
PG 21	9-16	114	15	20	33	P2116SRL	1.211.2101.2300	P2116SRBL	1.211.2103.2300

PG型金屬電纜固定頭
PG Type Metal Cable Glands

BEISIT®

→ PG

IP68/IP69K RoHS REACH

材料：	鍍鎳黃銅	Material:	Nickel-plated brass
固定連接組件：	采用UL認可的尼龍材料	Fixture material:	PA (NYLON), UL 94 V-2
防水圈：	丁腈橡膠（可選EPDM，硅橡膠，TPV等）	Seal:	NBR (optional material EPDM, Silicone Rubber , TPV)
O型圈：	EPDM（可選硅橡膠，TPV，氟橡膠等）	O-Ring:	EPDM (optional material, Silicone Rubber, TPV,FPM)
工作溫度：	-40℃至100℃	Working temperature:	-40℃ to 100℃

如需其他材料，請垂詢！Other material upon request.
O型圈默認預裝！ All O rings are pre-assembled as standard.

■ PROFILE

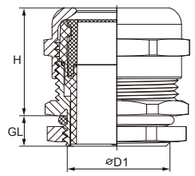



Thread ⌀D1	⌀ mm	H mm	GL mm	mm	Beisit No.	Article No.
PG 7	3-6.5	19	5	14	P0707BR	1.110.0701.0200
PG 7	2-5	19	5	14	P0705BR	1.110.0701.2200
PG 9	4-8	21	6	17	P0908BR	1.110.0901.0200
PG 9	2-6	21	6	17	P0906BR	1.110.0901.2200
PG 11	5-10	22	6	20	P1110BR	1.110.1101.0200
PG 11	3-7	22	6	20	P1107BR	1.110.1101.2200
PG 13.5	6-12	23	6.5	22	P13512BR	1.110.1301.0200
PG 13.5	5-9	23	6.5	22	P13509BR	1.110.1301.2200
PG 16	10-14	24	6.5	24	P1614BR	1.110.1601.0200
PG 16	7-12	24	6.5	24	P1612BR	1.110.1601.2200
PG 21	13-18	25	7	30	P2118BR	1.110.2101.0200
PG 21	9-16	25	7	30	P2116BR	1.110.2101.2200
PG 29	18-25	31	8	40	P2925BR	1.110.2901.0200
PG 29	13-20	31	8	40	P2920BR	1.110.2901.2200
PG 36	22-32	37	8	50	P3632BR	1.110.3601.0200
PG 36	20-26	37	8	50	P3626BR	1.110.3601.2200
PG 42	32-38	37	9	57	P4238BR	1.110.4201.0200
PG 42	25-31	37	9	57	P4231BR	1.110.4201.2200
PG 48	37-44	38	10	64	P4844BR	1.110.4801.0200
PG 48	29-35	38	10	64	P4835BR	1.110.4801.2200

專利產品 Patented product.

PG加長型金屬電纜固定頭
PG-Length Type Metal Cable Glands

BEISIT®

→ PG-Length

IP68/IP69K RoHS REACH

材料：	鍍鎳黃銅	Material:	Nickel-plated brass
固定連接組件：	采用UL認可的尼龍材料	Fixture material:	PA (NYLON), UL 94 V-2
防水圈：	丁腈橡膠（可選EPDM，硅橡膠，TPV等）	Seal:	NBR (optional material EPDM, Silicone Rubber , TPV)
O型圈：	EPDM（可選硅橡膠，TPV，氟橡膠等）	O-Ring:	EPDM (optional material, Silicone Rubber, TPV,FPM)
工作溫度：	-40℃至100℃	Working temperature:	-40℃ to 100℃

如需其他材料，請垂詢！Other material upon request.
O型圈默認預裝！ All O rings are pre-assembled as standard.

■ PROFILE

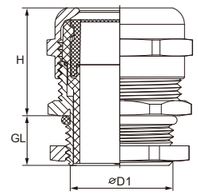

Thread ⌀D1	⌀ mm	H mm	GL mm	mm	Beisit No.	Article No.
PG 7	3-6.5	19	10	14	P0707BRL	1.110.0701.0300
PG 7	2-5	19	10	14	P0705BRL	1.110.0701.2300
PG 9	4-8	21	10	17	P0908BRL	1.110.0901.0300
PG 9	2-6	21	10	17	P0906BRL	1.110.0901.2300
PG 11	5-10	22	10	20	P1110BRL	1.110.1101.0300
PG 11	3-7	22	10	20	P1107BRL	1.110.1101.2300
PG 13.5	6-12	23	10	22	P13512BRL	1.110.1301.0300
PG 13.5	5-9	23	10	22	P13509BRL	1.110.1301.2300
PG 16	10-14	24	10	24	P1614BRL	1.110.1601.0300
PG 16	7-12	24	10	24	P1612BRL	1.110.1601.2300
PG 21	13-18	25	12	30	P2118BRL	1.110.2101.0300
PG 21	9-16	25	12	30	P2116BRL	1.110.2101.2300
PG 29	18-25	31	12	40	P2925BRL	1.110.2901.0300
PG 29	13-20	31	12	40	P2920BRL	1.110.2901.2300
PG 36	22-32	37	15	50	P3632BRL	1.110.3601.0300
PG 36	20-26	37	15	50	P3626BRL	1.110.3601.2300
PG 42	32-38	37	15	57	P4238BRL	1.110.4201.0300
PG 42	25-31	37	15	57	P4231BRL	1.110.4201.2300
PG 48	37-44	38	15	64	P4844BRL	1.110.4801.0300
PG 48	29-35	38	15	64	P4835BRL	1.110.4801.2300

專利產品 Patented product.

加强型PG金屬電纜固定頭
PG Type Metal Cable Glands-Reinforced Type

BEISIT®

→ PG

IP68 RoHS REACH

材料：	鍍鎳黃銅	Material:	Nickel-plated brass
固定連接組件：	采用UL認可的尼龍材料	Fixture material:	PA (NYLON), UL 94 V-2
防水圈：	丁腈橡膠（可選EPDM，硅橡膠，TPV等）	Seal:	NBR (optional material EPDM, Silicone Rubber , TPV)
O型圈：	EPDM（可選硅橡膠，TPV，氟橡膠等）	O-Ring:	EPDM (optional material, Silicone Rubber, TPV,FPM)
工作溫度：	-40℃至100℃	Working temperature:	-40℃ to 100℃

如需其他材料，請垂詢！Other material upon request.
O型圈默認預裝！ All O rings are pre-assembled as standard.

■ PROFILE

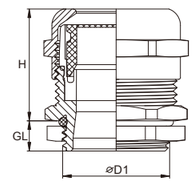



Thread ⌀D1	⌀ mm	H mm	GL mm	mm	Beisit No.	Article No.
PG 7	3-6.5	19	6.5	14	P0707BR-R	1.120.0701.0200
PG 7	2-5	19	6.5	14	P0705BR-R	1.120.0701.2200
PG 9	4-8	21	6	17	P0908BR-R	1.120.0901.0200
PG 9	2-6	21	6	17	P0906BR-R	1.120.0901.2200
PG 11	5-10	22	6	20	P1110BR-R	1.120.1101.0200
PG 11	3-7	22	6	20	P1107BR-R	1.120.1101.2200
PG 13.5	6-12	23	6.5	22	P13512BR-R	1.120.1301.0200
PG 13.5	5-9	23	6.5	22	P13509BR-R	1.120.1301.2200
PG 16	10-14	24	6.5	24	P1614BR-R	1.120.1601.0200
PG 16	7-12	24	6.5	24	P1612BR-R	1.120.1601.2200
PG 21	13-18	25	7	30	P2118BR-R	1.120.2101.0200
PG 21	9-16	25	7	30	P2116BR-R	1.120.2101.2200
PG 29	18-25	31	8	40	P2925BR-R	1.120.2901.0200
PG 29	13-20	31	8	40	P2920BR-R	1.120.2901.2200
PG 36	22-32	37	8	50	P3632BR-R	1.120.3601.0200
PG 36	20-26	37	8	50	P3626BR-R	1.120.3601.2200
PG 42	32-38	37	9	57	P4238BR-R	1.120.4201.0200
PG 42	25-31	37	9	57	P4231BR-R	1.120.4201.2200
PG 48	37-44	38	10	64	P4844BR-R	1.120.4801.0200
PG 48	29-35	38	10	64	P4835BR-R	1.120.4801.2200

加强型PG加長金屬電纜固定頭
PG-Length Type Metal Cable Glands-Reinforced Type

BEISIT®

→ PG-Length

IP68 RoHS REACH

材料：	鍍鎳黃銅	Material:	Nickel-plated brass
固定連接組件：	采用UL認可的尼龍材料	Fixture material:	PA (NYLON), UL 94 V-2
防水圈：	丁腈橡膠（可選EPDM，硅橡膠，TPV等）	Seal:	NBR (optional material EPDM, Silicone Rubber , TPV)
O型圈：	EPDM（可選硅橡膠，TPV，氟橡膠等）	O-Ring:	EPDM (optional material, Silicone Rubber, TPV,FPM)
工作溫度：	-40℃至100℃	Working temperature:	-40℃ to 100℃

如需其他材料，請垂詢！Other material upon request.
O型圈默認預裝！ All O rings are pre-assembled as standard.

■ PROFILE

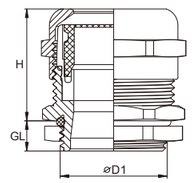

Thread ⌀D1	⌀ mm	H mm	GL mm	mm	Beisit No.	Article No.
PG 7	3-6.5	19	10	14	P0707BRL-R	1.120.0701.0300
PG 7	2-5	19	10	14	P0705BRL-R	1.120.0701.2300
PG 9	4-8	21	10	17	P0908BRL-R	1.120.0901.0300
PG 9	2-6	21	10	17	P0906BRL-R	1.120.0901.2300
PG 11	5-10	22	10	20	P1110BRL-R	1.120.1101.0300
PG 11	3-7	22	10	20	P1107BRL-R	1.120.1101.2300
PG 13.5	6-12	23	10	22	P13512BRL-R	1.120.1301.0300
PG 13.5	5-9	23	10	22	P13509BRL-R	1.120.1301.2300
PG 16	10-14	24	10	24	P1614BRL-R	1.120.1601.0300
PG 16	7-12	24	10	24	P1612BRL-R	1.120.1601.2300
PG 21	13-18	25	12	30	P2118BRL-R	1.120.2101.0300
PG 21	9-16	25	12	30	P2116BRL-R	1.120.2101.2300
PG 29	18-25	31	12	40	P2925BRL-R	1.120.2901.0300
PG 29	13-20	31	12	40	P2920BRL-R	1.120.2901.2300
PG 36	22-32	37	15	50	P3632BRL-R	1.120.3601.0300
PG 36	20-26	37	15	50	P3626BRL-R	1.120.3601.2300
PG 42	32-38	37	15	57	P4238BRL-R	1.120.4201.0300
PG 42	25-31	37	15	57	P4231BRL-R	1.120.4201.2300
PG 48	37-44	38	15	64	P4844BRL-R	1.120.4801.0300
PG 48	29-35	38	15	64	P4835BRL-R	1.120.4801.2300

NPT型電纜固定頭
NPT Type Nylon Cable Glands

BEISIT®

→ NPT | IP68 IP69K | RoHS | REACH

材料：	采用UL認可的尼龍材料	Material:	PA (NYLON), UL 94 V-2
防水圈：	丁腈橡膠（可選EPDM，硅橡膠，TPV等）	Seal:	NBR (optional material EPDM, Silicone Rubber , TPV)
O型圈：	EPDM（可選硅橡膠，TPV，氟橡膠等）	O-Ring:	EPDM (optional material, Silicone Rubber, TPV,FPM)
工作溫度：	-40℃至100℃	Working temperature:	-40℃ to100℃
顏色種類：	灰色、黑色，其他顏色可定做	Color:	Grey(RAL7035), Black(RAL9005), other colors customized.
材料種類：	V0或F1可定做	Material options:	V0, or F1 can be offered upon request.

如需其他材料或者顏色，請垂詢！Other material or Colors upon request.
O型圈默認預裝！ All O rings are pre-assembled as standard.

■ PROFILE

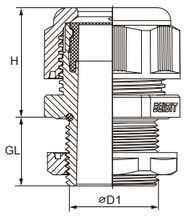

Thread ⌀D1	⌀ mm	H mm	GL mm	mm	Beisit No. RAL7035	Article No. RAL7035	Beisit No. RAL9005	Article No. RAL9005
1/4″ NPT	3-6.5	21	8	15	N1407	1.210.1401.0000	N1407B	1.210.1403.0000
1/4″ NPT	2-5	21	8	15	N1405	1.210.1401.2400	N1405B	1.210.1403.2400
3/8″ NPT	4-8	22	15	22	N3808	1.210.3801.0400	N3808B	1.210.3803.0400
3/8″ NPT	2-6	22	15	22	N3806	1.210.3801.2400	N3806B	1.210.3803.2400
1/2″ NPT	6-12	27	13	24	N12612	1.210.1201.0400	N12612B	1.210.1203.0400
1/2″ NPT	5-9	27	13	24	N1209	1.210.1201.2400	N1209B	1.210.1203.2400
1/2″ NPT/E	10-14	28	13	27	N1214	1.210.1231.0400	N1214B	1.210.1233.0400
1/2″ NPT/E	7-12	28	13	27	N12712	1.210.1231.2400	N12712B	1.210.1233.2400
3/4″ NPT	13-18	31	14	33	N3418	1.210.3401.0400	N3418B	1.210.3403.0400
3/4″ NPT	9-16	31	14	33	N3416	1.210.3401.2400	N3416B	1.210.3403.2400
1″ NPT	18-25	37	19	42	N10025	1.210.1001.0400	N10025B	1.210.1003.0400
1″ NPT	13-20	37	19	42	N10020	1.210.1001.2400	N10020B	1.210.1003.2400
1 1/4″ NPT	18-25	39	16	42/46	N11425	1.210.5401.0400	N11425B	1.210.5403.0400
1 1/4″ NPT	13-20	39	16	42/46	N11420	1.210.5401.2400	N11420B	1.210.5403.2400
1 1/4″ NPT	22-32	48	16	53	N11432	1.210.1431.0000	N11432B	1.210.1433.0000
1 1/2″ NPT	22-32	48	20	53	N11232	1.210.3201.0400	N11232B	1.210.3203.0400
1 1/2″ NPT	20-26	48	20	53	N11226	1.210.3201.2400	N11226B	1.210.3203.2400
1 1/2″ NPT	32-38	49	20	60	N11238	1.210.1231.4400	N11238B	1.210.1233.4400
2″ NPT	37-44	49	20	65	N20044	1.210.2001.0400	N20044B	1.210.2003.0400
2″ NPT	29-35	49	20	65	N20035	1.210.2001.2400	N20035B	1.210.2003.2400
2″ NPT	25-30.5	49	20	65	N20030	1.210.2001.7400	N20030B	1.210.2003.7400
2″ NPT	30.5-40	49	20	65	N20040	1.210.2001.6400	N20040B	1.210.2003.6400

專利產品 Patented product.

NPT型防折彎電纜固定頭
NPT Type Nylon Cable Glands with Strain Relief

BEISIT®

→ NPT | IP68 | RoHS | REACH

材料：	采用UL認可的尼龍材料	Material:	PA (NYLON), UL 94 V-2
防水圈：	丁腈橡膠（可選EPDM，硅橡膠，TPV等）	Seal:	NBR (optional material EPDM, Silicone Rubber , TPV)
O型圈：	EPDM（可選硅橡膠，TPV，氟橡膠等）	O-Ring:	EPDM (optional material, Silicone Rubber, TPV,FPM)
工作溫度：	-40℃至100℃	Working temperature:	-40℃ to100℃
顏色種類：	灰色、黑色，其他顏色可定做	Color:	Grey(RAL7035), Black(RAL9005), other colors customized.
材料種類：	V0或F1可定做	Material options:	V0, or F1 can be offered upon request.

如需其他材料或者顏色，請垂詢！Other material or Colors upon request.
O型圈默認預裝！ All O rings are pre-assembled as standard.

■ PROFILE

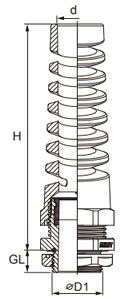

Thread ⌀D1	⌀ mm	H mm	GL mm	d mm	mm	Beisit No. RAL7035	Article No. RAL7035	Beisit No. RAL9005	Article No. RAL9005
1/4″ NPT	3-6.5	54	8	7	16.5/15	N1407SR	1.211.1401.0400	N1407SRB	1.211.1403.0400
1/4″ NPT	2-5	54	8	7	16.5/15	N1405SR	1.211.1401.2400	N1405SRB	1.211.1403.2400
3/8″ NPT	4-8	63	15	8.5	19/22	N3808SR	1.211.3801.0400	N3808SRB	1.211.3803.0400
3/8″ NPT	2-6	63	15	8.5	19/22	N3806SR	1.211.3801.2400	N3806SRB	1.211.3803.2400
1/2″ NPT	6-12	90	13	13	24	N12612SR	1.211.1201.0400	N12612SRB	1.211.1203.0400
1/2″ NPT	5-9	90	13	13	24	N1209SR	1.211.1201.2400	N1209SRB	1.211.1203.2400
1/2″ NPT/E	10-14	100	13	15.5	27	N1214SR	1.211.1231.0400	N1214SRB	1.211.1233.0400
1/2″ NPT/E	7-12	100	13	15.5	27	N12712SR	1.211.1231.2400	N12712SRB	1.211.1233.2400
3/4″ NPT	13-18	114	14	20	33	N3418SR	1.211.3401.0400	N3418SRB	1.211.3403.0400
3/4″ NPT	9-16	114	14	20	33	N3416SR	1.211.3401.2400	N3416SRB	1.211.3403.2400

NPT型金屬電纜固定頭
NPT Type Metal Cable Glands

BEISIT®

→ NPT

IP68/IP69K RoHS REACH

材料:	鍍鎳黃銅	Material:	Nickel-plated brass
固定連接組件:	采用UL認可的尼龍材料	Fixture material:	PA (NYLON), UL 94 V-2
防水圈:	丁腈橡膠（可選EPDM，硅橡膠，TPV等）	Seal:	NBR (optional material EPDM, Silicone Rubber , TPV)
O型圈:	EPDM（可選硅橡膠，TPV，氟橡膠等）	O-Ring:	EPDM (optional material, Silicone Rubber, TPV,FPM)
工作溫度:	-40℃至100℃	Working temperature:	-40℃ to 100℃
備注:	其他螺紋規格 G(BSP),PF,PS,NPT可定做	Note:	Other screw thread type G(BSP),PF,PS,NPT can be supplied as request

如需其他材料，請垂詢！Other material upon request.
O型圈默認預裝！ All O rings are pre-assembled as standard.

■ PROFILE

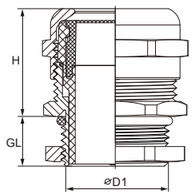

Overall 整体

O-Ring 0型圈 | Body 主体 | O-Ring 0型圈 | Claw 夹紧爪 | Seal 防水圈 | Sealing Nut 迫紧螺帽

Thread ⌀D1	⌀k mm	H mm	GL mm	mm	Beisit No.	Article No.
1/4″ NPT	3-6.5	19	13	14	N1407BR	1.110.1401.0400-0
1/4″ NPT	2-5	19	13	14	N1405BR	1.110.1401.2400-0
3/8″ NPT	4-8	21	15	17/19	N3808BR	1.110.3801.0400-0
3/8″ NPT	2-6	21	15	17/19	N3806BR	1.110.3801.2400-0
1/2″ NPT	6-12	23	13	22	N1212BR	1.110.1201.0400-0
1/2″ NPT	5-9	23	13	22	N1209BR	1.110.1201.2400-0
1/2″ NPT/E	10-14	24	13	24	N1214BR	1.110.1231.0400-0
1/2″ NPT/E	7-12	24	13	24	N12712BR	1.110.1231.2400-0
3/4″ NPT	13-18	25	13	30	N3418BR	1.110.3401.0400-0
3/4″ NPT	9-16	25	13	30	N3416BR	1.110.3401.2400-0
1″ NPT	18-25	31	15	40	N10025BR	1.110.1001.0400-0
1″ NPT	13-20	31	15	40	N10020BR	1.110.1001.2400-0
1 1/4″ NPT	18-25	31	17	44	N11425BR	1.110.5401.0400-0
1 1/4″ NPT	13-20	31	17	44	N11420BR	1.110.5401.2400-0
1 1/2″ NPT	22-32	37	20	50	N11232BR	1.110.3201.0400-0
1 1/2″ NPT	20-26	37	20	50	N11226BR	1.110.3201.2400-0
2″ NPT	37-44	38	21	64	N20044BR	1.110.2001.0400-0
2″ NPT	29-35	38	21	64	N20035BR	1.110.2001.2400-0

專利產品 Patented product.

加强型NPT金屬電纜固定頭
NPT Type Metal Cable Glands-Reinforced Type

BEISIT®

→ NPT

IP68 RoHS REACH

材料:	鍍鎳黃銅	Material:	Nickel-plated brass
固定連接組件:	采用UL認可的尼龍材料	Fixture material:	PA (NYLON), UL 94 V-2
防水圈:	丁腈橡膠（可選EPDM，硅橡膠，TPV等）	Seal:	NBR (optional material EPDM, Silicone Rubber , TPV)
O型圈:	EPDM（可選硅橡膠，TPV，氟橡膠等）	O-Ring:	EPDM (optional material, Silicone Rubber, TPV,FPM)
工作溫度	-40℃至100℃	Working temperature:	-40℃ to 100℃

如需其他材料，請垂詢！Other material upon request.
O型圈默認預裝！ All O rings are pre-assembled as standard.

■ PROFILE

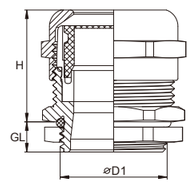

Overall 整体

O-Ring 0型圈 | Body 主体 | O-Ring 0型圈 | Claw 夹紧爪 | Seal 防水圈 | Sealing Nut 迫紧螺帽

Thread ⌀D1	⌀k mm	H mm	GL mm	mm	Beisit No.	Article No.
1/4"NPT	3-6.5	19	13	14	N1407BR-R	1.120.1401.0400-0
1/4"NPT	2-5	19	13	14	N1405BR-R	1.120.1401.2400-0
3/8"NPT	5-10	22	15	20	N3810BR-R	1.120.3801.0400-0
3/8"NPT	3-7	22	15	20	N3807BR-R	1.120.3801.2400-0
1/2"NPT	10-14	24	13	24	N1214BR-R	1.120.1201.0400-0
1/2"NPT	7-12	24	13	24	N1212BR-R	1.120.1201.2400-0
3/4"NPT	13-18	25	13	30	N3418BR-R	1.120.3401.0400-0
3/4"NPT	9-16	25	13	30	N3416BR-R	1.120.3401.2400-0
1"NPT	18-25	31	15	40	N10025BR-R	1.120.1001.0400-0
1"NPT	13-20	31	15	40	N10020BR-R	1.120.1001.2400-0
1 1/4"NPT	18-25	31	17	44	N11425BR-R	1.120.5401.0400-0
1 1/4"NPT	13-20	31	17	44	N11420BR-R	1.120.5401.2400-0
1 1/2"NPT	22-32	37	20	50	N11232BR-R	1.120.3201.0400-0
1 1/2"NPT	20-26	37	20	50	N11226BR-R	1.120.3201.2400-0
2"NPT	37-44	38	20	64	N20044BR-R	1.120.2001.0400-0
2"NPT	29-35	38	20	64	N20035BR-R	1.120.2001.2400-0

G(PF)型電纜固定頭
G(PF) Type Nylon Cable Glands

BEISIT®

→ G(PF) | IP68/IP69K | RoHS | REACH

材料： 采用UL認可的尼龍材料
防水圈： 丁腈橡膠（可選EPDM，硅橡膠，TPV等）
O型圈： EPDM（可選硅橡膠，TPV，氟橡膠等）
工作溫度： -40℃至100℃
顏色種類： 灰色、黑色，
其他顏色可定做
材料種類： V0或F1可定做

Material: PA (NYLON), UL 94 V-2
Seal: NBR (optional material EPDM, Silicone Rubber , TPV)
O-Ring: EPDM (optional material, Silicone Rubber, TPV,FPM)
Working temperature: -40℃ to100℃
Color: Grey(RAL7035), Black(RAL9005), other colors customized.
Material options: V0, or F1 can be offered upon request.

如需其他材料或者顏色，請垂詢！Other material or Colors upon request.
O型圈默認預裝！ All O rings are pre-assembled as standard.

PROFILE

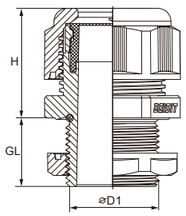

Overall 整体 | Lock Nut 六角螺母 | O-Ring O型圈 | Body 主体 | Seal 防水圈 | Sealing Nut 迫紧螺帽

Thread ⌀D1	⌀ mm	H mm	GL mm	mm	Beisit No. RAL7035	Article No. RAL7035	Beisit No. RAL9005	Article No. RAL9005
G(PF)1/4″	3-6.5	21	9	15	G1407	1.210.1401.0500	G1407B	1.210.1403.0500
G(PF)1/4″	2-5	21	9	15	G1405	1.210.1401.2500	G1405B	1.210.1403.2500
G(PF)3/8″	4-8	22	10	19/22	G3808	1.210.3801.0500	G3808B	1.210.3803.0500
G(PF)3/8″	2-6	22	10	19/22	G3806	1.210.3801.2500	G3806B	1.210.3803.2500
G(PF)1/2″	6-12	26	10	24	G1212	1.210.1201.0500	G1212B	1.210.1203.0500
G(PF)1/2″	5-9	26	10	24	G1209	1.210.1201.2500	G1209B	1.210.1203.2500
G(PF)1/2″	10-14	28	10	27	G1214	1.210.1231.0500	G1214B	1.210.1233.0500
G(PF)3/4″	13-18	31	15	33	G3418	1.210.3401.0500	G3418B	1.210.3403.0500
G(PF)3/4″	9-16	31	15	33	G3416	1.210.3401.2500	G3416B	1.210.3403.2500
G(PF)1″	18-25	39	15	42	G10025	1.210.1001.0500	G10025B	1.210.1003.0500
G(PF)1″	13-20	39	15	42	G10020	1.210.1001.2500	G10020B	1.210.1003.2500
G(PF)1 1/4″	22-32	48	15	53	G11432	1.210.5401.0500	G11432B	1.210.5403.0500
G(PF)1 1/4″	20-26	48	15	53	G11426	1.210.5401.2500	G11426B	1.210.5403.2500
G(PF)1 1/2″	32-38	49	20	60	G11238	1.210.3201.0500	G11238B	1.210.3203.0500
G(PF)1 1/2″	25-31	49	20	60	G11231	1.210.3201.2500	G11231B	1.210.3203.2500
G(PF)2″	37-44	50	20	65	G20044	1.210.2001.0500	G20044B	1.210.2003.0500
G(PF)2″	29-35	50	20	65	G20035	1.210.2001.2500	G20035B	1.210.2003.2500
G(PF)2″	25-30.5	50	20	65	G20030	1.210.2001.7500	G20030B	1.210.2003.7500
G(PF)2″	30.5-40	50	20	65	G20040	1.210.2001.6500	G20040B	1.210.2003.6500

專利產品 Patented product.

G(PF)型防折彎電纜固定頭
G(PF) Type Nylon Cable Glands with Strain Relief

BEISIT®

→ G(PF) | IP68 | RoHS | REACH

材料： 采用UL認可的尼龍材料
防水圈： 丁腈橡膠（可選EPDM，硅橡膠，TPV等）
O型圈： EPDM（可選硅橡膠，TPV，氟橡膠等）
工作溫度： -40℃至100℃
顏色種類： 灰色、黑色，
其他顏色可定做
材料種類： V0或F1可定做

Material: PA (NYLON), UL 94 V-2
Seal: NBR (optional material EPDM, Silicone Rubber , TPV)
O-Ring: EPDM (optional material, Silicone Rubber, TPV,FPM)
Working temperature: -40℃ to100℃
Color: Grey(RAL7035), Black(RAL9005), other colors customized.
Material options: V0, or F1 can be offered upon request.

如需其他材料或者顏色，請垂詢！Other material or Colors upon request.
O型圈默認預裝！ All O rings are pre-assembled as standard.

PROFILE

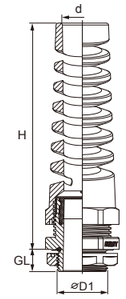

Overall 整体 | Lock Nut O-Ring: 六角螺母 O型圈 | Body 主体 | Seal 防水圈 | Sealing Nut 迫紧螺帽

Thread ⌀D1	⌀ mm	H mm	GL mm	D mm	mm	Beisit No. RAL7035	Article No. RAL7035	Beisit No. RAL9005	Article No. RAL9005
G(PF)1/4″	3-6.5	54	9	7	16.5/15	G1407SR	1.211.1401.0500	G1407SRB	1.211.1403.0500
G(PF)1/4″	2-5	54	9	7	16.5/15	G1405SR	1.211.1401.2500	G1405SRB	1.211.1403.2500
G(PF)3/8″	4-8	63	10	8.5	19	G3808SR	1.211.3801.0500	G3808SRB	1.211.3803.0500
G(PF)3/8″	2-6	63	10	8.5	19	G3806SR	1.211.3801.2500	G3806SRB	1.211.1603.2500
G(PF)1/2″	6-12	90	10	13	24	G1212SR	1.211.1201.0500	G1212SRB	1.211.1203.0500
G(PF)1/2″	5-9	90	10	13	24	G1209SR	1.211.1201.2500	G1209SRB	1.211.1203.2500
G(PF)1/2″	10-14	100	10	15.5	27	G1214SR	1.211.1231.0500	G1214SRB	1.211.1233.0500
G(PF)3/4″	13-18	114	15	20	33	G3418SR	1.211.3401.0500	G3418SRB	1.211.3403.0500
G(PF)3/4″	9-16	114	15	20	33	G3416SR	1.211.3401.2500	G3416SRB	1.211.3403.2500

G(PF)型金屬電纜固定頭
G(PF) Type Metal Cable Glands

BEISIT®

→ G(PF) | cULus | cULus | CE | IP68/IP69K | RoHS | REACH

材料： 鍍鎳黃銅
固定連接組件： 采用UL認可的尼龍材料
防水圈： 丁腈橡膠（可選EPDM，硅橡膠，TPV等）
O型圈： EPDM（可選硅橡膠，TPV，氟橡膠等）
工作溫度： -40℃至100℃
備注： 其他螺紋規格
G(BSP),PF,PS,NPT可定做

Material: Nickel-plated brass
Fixture material: PA (NYLON), UL 94 V-2
Seal: NBR (optional material EPDM, Silicone Rubber , TPV)
O-Ring: EPDM (optional material, Silicone Rubber, TPV,FPM)
Working temperature: -40℃ to 100℃
Note: Other screw thread type
G(BSP),PF,PS,NPT can be supplied as request

如需其他材料，請垂詢！Other material upon request.
O型圈默認預裝！ All O rings are pre-assembled as standard.

PROFILE

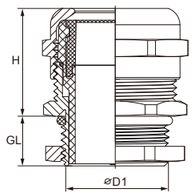

Thread ⌀D1	⌀ mm	H mm	GL mm	mm	Beisit No.	Article No.
G(PF)1/4"	3-6.5	19	8	14	G1407BR	1.110.1401.0500
G(PF)1/4"	2-5	19	8	14	G1405BR	1.110.1401.2500
G(PF)3/8"	4-8	21	9	17/19	G3808BR	1.110.3801.0500
G(PF)3/8"	2-6	21	9	17/19	G3806BR	1.110.3801.2500
G(PF)1/2"	6-12	23	9	22	G1212BR	1.110.1201.0500
G(PF)1/2"	5-9	23	9	22	G1209BR	1.110.1201.2500
G(PF)1/2"	10-14	24	9	24	G1214BR	1.110.1231.0500
G(PF)3/4"	13-18	25	12	30	G3418BR	1.110.3401.0500
G(PF)3/4"	9-16	25	12	30	G3416BR	1.110.3401.2500
G(PF)1"	18-25	31	12	40	G10025BR	1.110.1001.0500
G(PF)1"	13-20	31	12	40	G10020BR	1.110.1001.2500
G(PF)1 1/4"	22-32	37	15	50	G11432BR	1.110.5401.0500
G(PF)1 1/4"	20-26	37	15	50	G11426BR	1.110.5401.2500

專利產品 Patented product.

加强G(PF)型金屬電纜固定頭
G(PF) Type Metal Cable Gland-Reinforced Type

BEISIT®

→ G(PF) | cULus | cULus | CE | IP68 | RoHS | REACH

材料： 鍍鎳黃銅
固定連接組件： 采用UL認可的尼龍材料
防水圈： 丁腈橡膠（可選EPDM，硅橡膠，TPV等）
O型圈： EPDM（可選硅橡膠，TPV，氟橡膠等）
工作溫度： -40℃至100℃

Material: Nickel-plated brass
Fixture material: PA (NYLON), UL 94 V-2
Seal: NBR (optional material EPDM, Silicone Rubber , TPV)
O-Ring: EPDM (optional material, Silicone Rubber, TPV,FPM)
Working temperature: -40℃ to 100℃

如需其他材料，請垂詢！Other material upon request.
O型圈默認預裝！ All O rings are pre-assembled as standard.

PROFILE

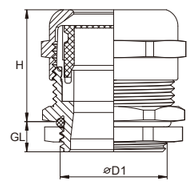

Thread ⌀D1	⌀ mm	H mm	GL mm	mm	Beisit No.	Article No.
G(PF)1/4"	3-6.5	19	8	14	G1407BR-R	1.120.1401.0500
G(PF)1/4"	2-5	19	8	14	G1405BR-R	1.120.1401.2500
G(PF)3/8"	5-10	22	9	20	G3810BR-R	1.120.3801.0500
G(PF)3/8"	3-7	22	9	20	G3807BR-R	1.120.3801.2500
G(PF)1/2"	10-14	24	9	24	G1214BR-R	1.120.1201.0500
G(PF)1/2"	7-12	24	9	24	G1212BR-R	1.120.1201.2500
G(PF)3/4"	13-18	25	12	30	G3418BR-R	1.120.3401.0500
G(PF)3/4"	9-16	25	12	30	G3416BR-R	1.120.3401.2500
G(PF)1"	18-25	31	12	40	G10025BR-R	1.120.1001.0500
G(PF)1"	13-20	31	12	40	G10020BR-R	1.120.1001.2500
G(PF)1 1/4"	22-32	37	15	50	G11432BR-R	1.120.5401.0500
G(PF)1 1/4"	20-26	37	15	50	G11426BR-R	1.120.5401.2500
G(PF)1 1/2"	32-38	37	15	57	G11238BR-R	1.120.3201.0500
G(PF)1 1/2"	25-31	37	15	57	G11231BR-R	1.120.3201.2500
G(PF)2"	37-44	38	15	64	G20044BR-R	1.120.2001.0500
G(PF)2"	29-35	38	15	64	G20035BR-R	1.120.2001.2500

MG型電纜固定頭
MG Type Nylon Cable Glands

BEISIT®

→ MG | PG | CE | IP68 | RoHS | REACH

材料： 采用UL認可的尼龍材料
防水圈： 丁腈橡膠（可選EPDM，硅橡膠，TPV等）
墊片： EPDM（可選硅橡膠，TPV，氟橡膠等）
工作溫度： -40℃至100℃
顏色種類： 灰色、黑色，
其他顏色可定做
材料種類： V0或F1可定做

Material: PA (NYLON), UL 94 V-2
Seal: NBR (optional material EPDM, Silicone Rubber , TPV)
Washer: EPDM (optional material, Silicone Rubber, TPV,FPM)
Working temperature: -40℃ to100℃
Color: Grey(RAL7035), Black(RAL9005), other colors customized.
Material options: V0, or F1 can be offered upon request.

如需其他材料或者顏色，請垂詢！Other material or Colors upon request.
O型圈默認預裝！ All O rings are pre-assembled as standard.

■ PROFILE

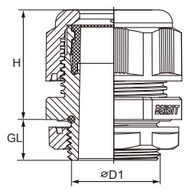

Thread ØD1	Ø mm	H mm	GL mm	mm	Beisit No. RAL7035	Article No. RAL7035	Beisit No. RAL9005	Article No. RAL9005
MG 16	5-10	25	15	22	MG1610	1.210.1601.0605	MG1610B	1.210.1603.0605
MG 16	3-7	25	15	22	MG1607	1.210.1601.2605	MG1607B	1.210.1603.2605
MG 20	10-14	28	15	27	MG2014	1.210.2001.0605	MG2014B	1.210.2003.0605
MG 20	7-12	28	15	27	MG2012	1.210.2001.2605	MG2012B	1.210.2003.2605
MG 25	13-18	31	15	33	MG2518	1.210.2501.0605	MG2518B	1.210.2503.0605
MG 25	9-16	31	15	33	MG2516	1.210.2501.2605	MG2516B	1.210.2503.2605
MG 32	18-25	39	15	42	MG3225	1.210.3201.0605	MG3225B	1.210.3203.0605
MG 32	13-20	39	15	42	MG3220	1.210.3201.2605	MG3220B	1.210.3203.2605
MG 63	37-44	49	24	68	MG6344	1.210.6301.0605	MG6344B	1.210.6303.0605
MG 63	29-35	49	24	68	MG6335	1.210.6301.2605	MG6335B	1.210.6303.2605

M型多孔電纜固定頭
Multiple-entry Nylon Cable Glands-Metric Type

BEISIT®

→ M | CE | IP68 | RoHS | REACH

材料： 采用UL認可的尼龍材料
防水圈： 丁腈橡膠（可選EPDM，硅橡膠，TPV等）
O型圈： EPDM（可選硅橡膠，TPV，氟橡膠等）
工作溫度： -40℃至100℃
顏色種類： 灰色、黑色，
其他顏色可定做
孔數： 可根據要求定做
材料種類： V0或F1可定做

Material: PA (NYLON), UL 94 V-2
Seal: NBR (optional material EPDM, Silicone Rubber , TPV)
O-Ring: EPDM (optional material, Silicone Rubber, TPV,FPM)
Working temperature: -40℃ to100℃
Color: Grey(RAL7035), Black(RAL9005), other colors customized.
Number of holes: Could be customized.
Material options: V0, or F1 can be offered upon request.

如需其他材料或者顏色，請垂詢！Other material or Colors upon request.
O型圈默認預裝！ All O rings are pre-assembled as standard.

■ PROFILE

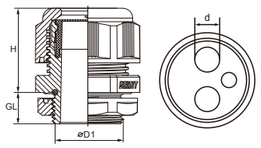

No. of Holes	Thread ØD1	No. of Holes x d mm	H mm	GL mm	mm	Beisit No. RAL7035	Article No. RAL7035	Beisit No. RAL9005	Article No. RAL9005
1	M20S x 1.5	1 x 5	27	9	24	M20S-H1-5	1.212.2001.5000	M20SB-H1-5	1.212.2003.5000
1	M20S x 1.5	1 x 8	27	9	24	M20S-H1-8	1.212.2001.6000	M20SB-H1-8	1.212.2003.6000
1	M20B x 1.5	1 x 7.5	28	9	27	M20B-H1-7.5	1.212.2031.5000	M20BB-H1-7.5	1.212.2033.5000
1	M20B x 1.5	1 x 9	28	9	27	M20B-H1-9	1.212.2031.4000	M20BB-H1-9	1.212.2033.4000
1	M25 x 1.5	1 x 6	31	11	33	M25-H1-6	1.212.2501.6000	M25B-H1-6	1.212.2503.6000
1	M25 x 1.5	1 x 7.5	31	11	33	M25-H1-7.5	1.212.2501.9000	M25B-H1-7.5	1.212.2503.9000
1	M25 x 1.5	1 x 10	31	11	33	M25-H1-10	1.212.2501.4800	M25B-H1-10	1.212.2503.4800
1	M40 x 1.5	1 x 33	48	13	53	M40-H1-33	1.212.4001.5000	M40B-H1-33	1.212.4003.5000
2	M12 x 1.5	2 x 2.5	21	8	15	M12-H2-2.5	1.212.1201.2000	M12B-H2-2.5	1.212.1203.2000
2	M12 x 1.5	2 x 2.8	21	8	15	M12-H2-2.8	1.212.1201.5000	M12B-H2-2.8	1.212.1203.5000
2	M16S x 1.5	2 x 3	22	8	19	M16S-H2-3	1.212.1601.4000	M16SB-H2-3	1.212.1603.4000
2	M16B x 1.5	2 x 4	25	8	19/22	M16B-H2-4	1.212.1631.0000	M16BB-H2-4	1.212.1633.0000
2	M20S x 1.5	2 x 5	27	9	24	M20S-H2-5	1.212.2001.0000	M20SB-H2-5	1.212.2003.0000
2	M20B x 1.5	2 x 6	28	9	27	M20B-H2-6	1.212.2001.7000	M20BB-H2-6	1.212.2003.7000
2	M20B x 1.5	2 x 6.7	28	9	27	M20B-H2-6.7	1.212.2031.0000	M20BB-H2-6.7	1.212.2033.0000
2	M25 x 1.5	2 x 2.8	31	11	33	M25-H2-2.8	1.212.2571.4000	M25B-H2-2.8	1.212.2573.4000
2	M25 x 1.5	2 x 4.4	31	11	33	M25-H2-4.4	1.212.2501.5000	M25B-H2-4.4	1.212.2503.5000
2	M25 x 1.5	2 x 5.7	31	11	33	M25-H2-5.7	1.212.2501.4700	M25B-H2-5.7	1.212.2503.4700
2	M25 x 1.5	5+8	31	11	33	M25-H2-(5+8)	1.212.2501.5800	M25B-H2-(5+8)	1.212.2503.5800
2	M25 x 1.5	2 x 6	31	11	33	M25-H2-6	1.212.2501.7000	M25B-H2-6	1.212.2503.7000
2	M25 x 1.5	2 x 6.3	31	11	33	M25-H2-6.3	1.212.2501.6800	M25B-H2-6.3	1.212.2503.6800
2	M25 x 1.5	2 x 8	31	11	33	M25-H2-8	1.212.2501.0000	M25B-H2-8	1.212.2503.0000
2	M32 x 1.5	2 x 4.5	39	11	42	M32-H2-4.5	1.212.3201.4000	M32B-H2-4.5	1.212.3203.4000
2	M75 x 2	2 x 23	69	25	82	M75-H2-23	1.212.7501.4000	M75B-H2-23	1.212.7503.4000
3	M16S x 1.5	3 x 3	22	8	19	M16S-H3-3	1.212.1601.5000	M16SB-H3-3	1.212.1603.5000
3	M20S x 1.5	3 x 4	27	9	24	M20S-H3-4	1.212.2001.7000	M20SB-H3-4	1.212.2003.7000
3	M25 x 1.5	3 x 4.5	31	11	33	M25-H3-4.5	1.212.2501.5900	M25B-H3-4.5	1.212.2503.5900
3	M25 x 1.5	3 x 6	31	11	33	M25-H3-6	1.212.2501.8000	M25B-H3-6	1.212.2503.8000
3	M25 x 1.5	3 x 7	31	11	33	M25-H3-7	1.212.2501.3000	M25B-H3-7	1.212.2503.3000
3	M32 x 1.5	1x6.7+2x10.2	39	11	42	M32-H3- (6.7+10.2)	1.212.3201.5000	M32-H3- (6.7+10.2)	1.212.3203.5000
3	M32 x 1.5	1x7.6+2x11.7	39	11	42	M32-H3- (7.6+11.7)	1.212.3201.6000	M32-H3- (7.6+11.7)	1.212.3203.6000
3	M63 x 1.5	3 x 6.5	49	14	65/68	M63-H3-6.5	1.212.6301.0000	M63B-H3-6.5	1.212.6303.0000
4	M16S x 1.5	4 x 2	22	8	19	M16S-H4-2	1.212.1601.4000	M16SB-H4-2	1.212.1603.4000
4	M25 x 1.5	4 x 5	31	11	33	M25-H4-5	1.212.2571.4000	M25B-H4-5	1.212.2573.4000
4	M25 x 1.5	4 x 6	31	11	33	M25-H4-6	1.212.2501.4000	M25B-H4-6	1.212.2503.4000
4	M32 x 1.5	2x5+2x8	39	11	42	M32-H4-(2x5+2x8)	1.212.3201.8000	M32B-H4-(2x5+2x8)	1.212.3203.8000
4	M32 x 1.5	4 x 7	39	11	42	M32-H4-7	1.212.3201.0000	M32B-H4-7	1.212.3203.0000
4	M32 x 1.5	4 x 8	39	11	42	M32-H4-8	1.212.3201.7000	M32B-H4-8	1.212.3203.7000
4	M40 x 1.5	4 x 10	48	13	53	M40-H4-10	1.212.4001.6000	M40B-H4-10	1.212.4003.6000
5	M25 x 1.5	5 x 4	31	11	33	M25-H5-4	1.212.2501.6800	M25B-H5-4	1.212.2503.6800
6	M20S x 1.5	6 x 2.5	27	9	24	M20S-H6-2.5	1.212.2001.9000	M20SB-H6-2.5	1.212.2003.9000
6	M20S x 1.5	6 x 3.2	27	9	24	M20S-H6-3.2	1.212.2001.4000	M20SB-H6-3.2	1.212.2003.4000
6	M32 x 1.5	6 x 6	39	11	42	M32-H6-6	1.212.3201.9000	M32B-H6-6	1.212.3203.9000
8	M32 x 1.5	8 x 5	39	11	42	M32-H8-5	1.212.3201.9000	M32B-H8-5	1.212.3203.9000
8	M40 x 1.5	8 x 6	48	13	53	M40-H8-6	1.212.4001.7000	M40B-H8-6	1.212.4003.7000
9	M50 x 1.5	9 x 8	49	13	60	M50-H9-8	1.212.5001.0000	M50B-H9-8	1.212.5003.0000
25	M50 x 1.5	25 x 5	49	13	60	M50-H25-5	1.212.5001.4000	M50B-H25-5	1.212.5003.4000

Technical Appendix
Standard Industrial
Multi-Entry
EMC
Special Applications
Ex e
Accessories
Conduit System
Enclosure System

M加長型多孔電纜固定頭

Multiple-entry Nylon Cable Glands Metric-Length Type

BEISIT®

→ M-Length

CE | IP68 | RoHS | REACH

材料： 采用UL認可的尼龍材料
防水圈： 丁腈橡膠（可選EPDM，硅橡膠，TPV等）
O型圈： EPDM（可選硅橡膠，TPV，氟橡膠等）
工作溫度： -40℃至100℃
顏色種類： 灰色、黑色，
其他顏色可定做
孔數： 可根據要求定做
材料種類： V0或F1可定做

Material: PA (NYLON), UL 94 V-2
Seal: NBR (optional material EPDM, Silicone Rubber , TPV)
O-Ring: EPDM (optional material, Silicone Rubber, TPV,FPM)
Working temperature: -40℃ to100℃
Color: Grey(RAL7035), Black(RAL9005), other colors customized.
Number of holes: Could be customized.
Material options: V0, or F1 can be offered upon request.

如需其他材料或者顏色，請垂詢！Other material or Colors upon request.
O型圈默認預裝！ All O rings are pre-assembled as standard.

PROFILE

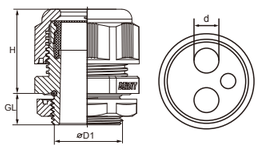

No. of Holes	Thread ØD1	No. of Holes X d mm	H mm	GL mm	mm	Beisit No. RAL7035	Article No. RAL7035	Beisit No. RAL9005	Article No. RAL9005
1	M20S x 1.5	1 x 5	27	15	24	M20SL-H1-5	1.212.2001.5100	M20SBL-H1-5	1.212.2003.5100
1	M20S x 1.5	1 x 8	27	15	24	M20SL-H1-8	1.212.2001.6100	M20SBL-H1-8	1.212.2003.6100
1	M20B x 1.5	1 x 7.5	28	15	27	M20BL-H1-7.5	1.212.2031.5100	M20BBL-H1-7.5	1.212.2033.5100
1	M20B x 1.5	1 x 9	28	15	27	M20BL-H1-9	1.212.2031.4100	M20BBL-H1-9	1.212.2033.4100
1	M25 x 1.5	1 x 6	31	15	33	M25L-H1-6	1.212.2501.6100	M25BL-H1-6	1.212.2503.6100
1	M25 x 1.5	1 x 7.5	31	15	33	M25L-H1-7.5	1.212.2501.9100	M25BL-H1-7.5	1.212.2503.9100
1	M25 x 1.5	1 x 10	31	15	33	M25L-H1-10	1.212.2501.7800	M25BL-H1-10	1.212.2503.7800
1	M40 x 1.5	1 x 33	48	18	53	M40L-H1-33	1.212.4001.5100	M40BL-H1-33	1.212.4003.5100
2	M12 x 1.5	2 x 2.5	21	15	15	M12L-H2-2.5	1.212.1201.2100	M12BL-H2-2.5	1.212.1203.2100
2	M12 x 1.5	2 x 2.8	21	15	15	M12L-H2-2.8	1.212.1201.5100	M12BL-H2-2.8	1.212.1203.5100
2	M16S x 1.5	2 x 3	22	15	19	M16SL-H2-3	1.212.1601.4100	M16SBL-H2-3	1.212.1603.4100
2	M16B x 1.5	2 x 4	25	15	19/22	M16BL-H2-4	1.212.1631.0100	M16BBL-H2-4	1.212.1633.0100
2	M20S x 1.5	2 x 5	27	15	24	M20SL-H2-5	1.212.2001.0100	M20SBL-H2-5	1.212.2003.0100
2	M20B x 1.5	2 x 6	28	15	27	M20BL-H2-6	1.212.2001.7100	M20BBL-H2-6	1.212.2003.7100
2	M20B x 1.5	2 x 6.7	28	15	27	M20BL-H2-6.7	1.212.2031.0100	M20BBL-H2-6.7	1.212.2033.0100
2	M25 x 1.5	2 x 2.8	31	15	33	M25L-H2-2.8	1.212.2571.4100	M25BL-H2-2.8	1.212.2573.4100
2	M25 x 1.5	2 x 4.4	31	15	33	M25L-H2-4.4	1.212.2501.5100	M25BL-H2-4.4	1.212.2503.5100
2	M25 x 1.5	2 x 5.7	31	15	33	M25L-H2-5.7	1.212.2501.8700	M25BL-H2-5.7	1.212.2503.8700
2	M25 x 1.5	5+8	31	15	33	M25L-H2-(5+8)	1.212.2501.8800	M25BL-H2-(5+8)	1.212.2503.8800
2	M25 x 1.5	2 x 6	31	15	33	M25L-H2-6	1.212.2501.7100	M25BL-H2-6	1.212.2503.7100
2	M25 x 1.5	2 x 6.3	31	15	33	M25L-H2-6.3	1.212.2501.6900	M25BL-H2-6.3	1.212.2503.6900
2	M25 x 1.5	2 x 8	31	15	33	M25L-H2-8	1.212.2501.0100	M25BL-H2-8	1.212.2503.0100
2	M32 x 1.5	2 x 4.5	39	15	42	M32L-H2-4.5	1.212.3201.4100	M32BL-H2-4.5	1.212.3203.4100
3	M16S x 1.5	3 x 3	22	15	19	M16SL-H3-3	1.212.1601.5100	M16SBL-H3-3	1.212.1603.5100
3	M20S x 1.5	3 x 4	27	15	24	M20SL-H3-4	1.212.2001.7100	M20SBL-H3-4	1.212.2003.7100
3	M25 x 1.5	3 x 4.5	31	15	33	M25L-H3-4.5	1.212.2501.8900	M25BL-H3-4.5	1.212.2503.8900
3	M25 x 1.5	3 x 6	31	15	33	M25L-H3-6	1.212.2501.8100	M25BL-H3-6	1.212.2503.8100
3	M25 x 1.5	3 x 7	31	15	33	M25L-H3-7	1.212.2501.3100	M25BL-H3-7	1.212.2503.3100
3	M32 x 1.5	1x6.7+2x10.2	39	15	42	M32L-H3- (6.7+10.2)	1.212.3201.5100	M32BL-H3- (6.7+10.2)	1.212.3203.5100
3	M32 x 1.5	1x7.6+2x11.7	39	15	42	M32L-H3- (7.6+11.7)	1.212.3201.6100	M32BL-H3- (7.6+11.7)	1.212.3203.6100
3	M63 x 1.5	3 x 6.5	49	18	65/68	M63L-H3-6.5	1.212.6301.0100	M63BL-H3-6.5	1.212.6303.0100
4	M16S x 1.5	4 x 2	22	15	19	M16SL-H4-2	1.212.1601.4100	M16SBL-H4-2	1.212.1603.4100
4	M25 x 1.5	4 x 5	31	15	33	M25L-H4-5	1.212.2571.4100	M25BL-H4-5	1.212.2573.4100
4	M25 x 1.5	4 x 6	31	15	33	M25L-H4-6	1.212.2501.4100	M25BL-H4-6	1.212.2503.4100
4	M32 x 1.5	2x5+2x8	39	15	42	M32-H4-(2x5+2x8)	1.212.3201.8100	M32B-H4-(2x5+2x8)	1.212.3203.8100
4	M32 x 1.5	4 x 7	39	15	42	M32L-H4-7	1.212.3201.0100	M32BL-H4-7	1.212.3203.0100
4	M32 x 1.5	4 x 8	39	15	42	M32L-H4-8	1.212.3201.7100	M32BL-H4-8	1.212.3203.7100
4	M40 x 1.5	4 x 10	48	18	53	M40L-H4-10	1.212.4001.6100	M40BL-H4-10	1.212.4003.6100
5	M25 x 1.5	5 x 4	31	15	33	M25L-H5-4	1.212.2501.9800	M25BL-H5-4	1.212.2503.9800
6	M20S x 1.5	6 x 2.5	27	15	24	M20SL-H6-2.5	1.212.2001.8100	M20SBL-H6-2.5	1.212.2003.8100
6	M20S x 1.5	6 x 3.2	27	15	24	M20SL-H6-3.2	1.212.2001.4100	M20SBL-H6-3.2	1.212.2003.4100
6	M32 x 1.5	6 x 6	39	15	42	M32L-H6-6	1.212.3201.9100	M32BL-H6-6	1.212.3203.9100
8	M32 x 1.5	8 x 5	39	15	42	M32L-H8-5	1.212.3201.9100	M32BL-H8-5	1.212.3203.9100
8	M40 x 1.5	8 x 6	48	18	53	M40L-H8-6	1.212.4001.7100	M40BL-H8-6	1.212.4003.7100
9	M50 x 1.5	9 x 8	49	18	60	M50L-H9-8	1.212.5001.0100	M50BL-H9-8	1.212.5003.0100
25	M50 x 1.5	25 x 5	49	18	60	M50L-H25-5	1.212.5001.4100	M50BL-H25-5	1.212.5003.4100

PG型多孔電纜固定頭

Multiple-entry Nylon Cable Glands-PG Type

BEISIT®

→ PG

CE | IP68 | RoHS | REACH

材料： 采用UL認可的尼龍材料
防水圈： 丁腈橡膠（可選EPDM，硅橡膠，TPV等）
O型圈： EPDM（可選硅橡膠，TPV，氟橡膠等）
工作溫度： -40℃至100℃
顏色種類： 灰色、黑色，
其他顏色可定做
孔數： 可根據要求定做
材料種類： V0或F1可定做

Material: PA (NYLON), UL 94 V-2
Seal: NBR (optional material EPDM, Silicone Rubber , TPV)
O-Ring: EPDM (optional material, Silicone Rubber, TPV,FPM)
Working temperature: -40℃ to100℃
Color: Grey(RAL7035), Black(RAL9005), other colors customized.
Number of holes: Could be customized.
Material options: V0, or F1 can be offered upon request.

如需其他材料或者顏色，請垂詢！Other material or Colors upon request.
O型圈默認預裝！ All O rings are pre-assembled as standard.

PROFILE

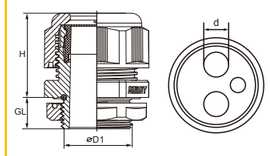

No. of Holes	Thread ØD1	No. of Holes X d mm	H mm	GL mm	mm	Beisit No. RAL7035	Article No. RAL7035	Beisit No. RAL9005	Article No. RAL9005
1	PG 13.5	1 x 5	27	9	24	P13.5-H1-5	1.212.1301.0200	P13.5B-H1-5	1.212.1303.0200
1	PG 13.5	1 x 8	27	9	24	P13.5-H1-8	1.212.1301.4200	P13.5B-H1-8	1.212.1303.4200
1	PG 16	1 x 7.5	28	10	27	P16-H1-7.5	1.212.1601.4200	P16B-H1-7.5	1.212.1603.4200
1	PG 16	1 x 9	28	10	27	P16-H1-9	1.212.1601.5200	P16B-H1-9	1.212.1603.5200
1	PG 21	1 x 6	31	11	33	P21-H1-6	1.212.2101.6200	P21B-H1-6	1.212.2103.6200
1	PG 21	1 x 7.5	31	11	33	P21-H1-7.5	1.212.2101.0200	P21B-H1-7.5	1.212.2103.0200
1	PG 21	1 x 10	31	11	33	P21-H1-10	1.212.2101.4200	P21B-H1-10	1.212.2103.4200
1	PG 36	1 x 33	48	13	53	P36-H1-33	1.212.3601.4200	P36B-H1-33	1.212.3603.4200
2	PG 7	2 x 2.5	21	8	15	P07-H2-2.5	1.212.0701.2200	P07B-H2-2.5	1.212.0703.2200
2	PG 7	2 x 2.8	21	8	15	P07-H2-2.8	1.212.0701.5200	P07B-H2-2.8	1.212.0703.5200
2	PG 9	2 x 3	22	8	19	P09-H2-3	1.212.0901.4200	P09B-H2-3	1.212.0903.4200
2	PG 11	2 x 4	25	8	19/22	P11-H2-4	1.212.1101.0200	P11B-H2-4	1.212.1103.0200
2	PG 13.5	2 x 5	27	9	24	P13.5-H2-5	1.212.1301.5200	P13.5B-H2-5	1.212.1303.5200
2	PG 16	2 x 6	28	10	27	P16-H2-6	1.212.1601.4200	P16B-H2-6	1.212.1603.4200
2	PG 16	2 x 6.7	28	10	27	P16-H2-6.7	1.212.1601.0200	P16B-H2-6.7	1.212.1603.0200
2	PG 21	2 x 2.8	31	11	33	P21-H2-2.8	1.212.2101.5200	P21B-H2-2.8	1.212.2103.5200
2	PG 21	2 x 4.4	31	11	33	P21-H2-4.4	1.212.2101.6900	P21B-H2-4.4	1.212.2103.6900
2	PG 21	2 x 5.7	31	11	33	P21-H2-5.7	1.212.2101.7200	P21B-H2-5.7	1.212.2103.7200
2	PG 21	5+8	31	11	33	P21-H2-(5+8)	1.212.2101.8200	P21B-H2-(5+8)	1.212.2103.8200
2	PG 21	2 x 6	31	11	33	P21-H2-6	1.212.2101.9200	P21B-H2-6	1.212.2103.9200
2	PG 21	2 x 6.3	31	11	33	P21-H2-6.3	1.212.2101.4700	P21B-H2-6.3	1.212.2103.4700
2	PG 21	2 x 8	31	11	33	P21-H2-8	1.212.2101.4800	P21B-H2-8	1.212.2103.4800
2	PG 29	2 x 4.5	39	11	42	P29-H2-4.5	1.212.2901.0200	P29B-H2-4.5	1.212.2903.0200
3	PG 9	3 x 3	22	8	19	P09-H3-3	1.212.0901.5200	P09B-H3-3	1.212.0903.5200
3	PG 13.5	3 x 4	27	9	24	P13.5-H3-4	1.212.1301.6200	P13.5B-H3-4	1.212.1303.6200
3	PG 21	3 x 4.5	31	11	33	P21-H3-4.5	1.212.2101.4900	P21B-H3-4.5	1.212.2103.4900
3	PG 21	3 x 6	31	11	33	P21-H3-6	1.212.2101.5700	P21B-H3-6	1.212.2103.5700
3	PG 21	3 x 7	31	11	33	P21-H3-7	1.212.2101.5800	P21B-H3-7	1.212.2103.5800
3	PG 29	1x6.7+2x10.2	39	11	42	P29-H3- (6.7+10.2)	1.212.2901.4200	P29-H3- (6.7+10.2)	1.212.2903.4200
3	PG 29	1x7.6+2x11.7	39	11	42	P29-H3- (7.6+11.7)	1.212.2901.5200	P29-H3- (7.6+11.7)	1.212.2903.5200
3	PG 48	3 x 6.5	49	14	65	P48-H3-6.5	1.212.4801.0200	P48B-H3-6.5	1.212.4803.0200
4	PG 9	4 x 2	22	8	19	P09-H4-2	1.212.0901.4200	P09B-H4-2	1.212.0903.5200
4	PG 21	4 x 5	31	11	33	P21-H4-5	1.212.2101.5200	P21B-H4-5	1.212.2103.5200
4	PG 21	4 x 6	31	11	33	P21-H4-6	1.212.2101.6700	P21B-H4-6	1.212.2103.6700
4	PG 29	2x5+2x8	39	11	42	P29-H4-(2x5+2x8)	1.212.2901.4200	P29B-H4-(2x5+2x8)	1.212.2903.4200
4	PG 29	4 x 7	39	11	42	P29-H4-7	1.212.2901.6200	P29B-H4-7	1.212.2903.6200
4	PG 29	4 x 8	39	11	42	P29-H4-8	1.212.2901.7200	P29B-H4-8	1.212.2903.7200
4	PG 36	4 x 10	48	13	53	P36-H4-10	1.212.3601.5200	P36B-H4-10	1.212.3603.5200
5	PG 21	5 x 4	31	11	33	P21-H5-4	1.212.2101.6800	P21B-H5-4	1.212.2103.6800
6	PG 13.5	6 x 2.5	27	9	24	P13.5-H6-2.5	1.212.1301.8200	P13.5B-H6-2.5	1.212.1303.8200
6	PG 13.5	6 x 3.2	27	9	24	P13.5-H6-3.2	1.212.1301.4200	P13.5B-H6-3.2	1.212.1303.4200
6	PG 29	6 x 6	39	11	42	P29-H6-6	1.212.2901.9200	P29B-H6-6	1.212.2903.9200
8	PG 29	8 x 5	39	11	42	P29-H8-5	1.212.2901.4200	P29B-H8-5	1.212.2903.4200
8	PG 36	8 x 6	48	13	53	P36-H8-6	1.212.3601.0200	P36B-H8-6	1.212.3603.0200
9	PG 42	9 x 8	49	13	60	P42-H9-8	1.212.4201.0200	P42B-H9-8	1.212.4203.0200
25	PG 42	25 x 5	49	13	60	P42-H25-5	1.212.4201.4200	P42B-H25-5	1.212.4203.4200

Technical Appendix
Standard Industrial
Multi-Entry
EMC
Special Applications
Ex e
Accessories
Conduit System
Enclosure System

PG加長型多孔電纜固定頭

Multiple-entry Nylon Cable Glands PG-Length Type

→ PG-Length

CE | IP68 | RoHS | REACH

材料：	采用UL認可的尼龍材料	Material:	PA (NYLON), UL 94 V-2
防水圈：	丁腈橡膠（可選EPDM，硅橡膠，TPV等）	Seal:	NBR (optional material EPDM, Silicone Rubber , TPV)
O型圈：	EPDM（可選硅橡膠，TPV，氟橡膠等）	O-Ring:	EPDM (optional material, Silicone Rubber, TPV,FPM)
工作溫度：	-40℃至100℃	Working temperature:	-40℃ to100℃
顏色種類：	灰色、黑色，其他顏色可定做	Color:	Grey(RAL7035), Black(RAL9005), other colors customized.
孔數：	可根據要求定做	Number of holes:	Could be customized.
材料種類：	V0或F1可定做	Material options:	V0, or F1 can be offered upon request.

如需其他材料或者顏色，請垂詢！Other material or Colors upon request.
O型圈默認預裝！ All O rings are pre-assembled as standard.

■ PROFILE

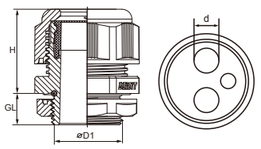

No. of Holes	Thread ØD1	No. of Holes X d mm	H mm	GL mm	mm	Beisit No. RAL7035	Article No. RAL7035	Beisit No. RAL9005	Article No. RAL9005
1	PG 13.5	1 x 5	27	15	24	P13.5L-H1-5	1.212.1301.0300	P13.5BL-H1-5	1.212.1303.0300
1	PG 13.5	1 x 8	27	15	24	P13.5L-H1-8	1.212.1301.4300	P13.5BL-H1-8	1.212.1303.4300
1	PG 16	1 x 7.5	28	15	27	P16L-H1-7.5	1.212.1601.4300	P16BL-H1-7.5	1.212.1603.4300
1	PG 16	1 x 9	28	15	27	P16L-H1-9	1.212.1601.5300	P16BL-H1-9	1.212.1603.5300
1	PG 21	1 x 6	31	15	33	P21L-H1-6	1.212.2101.6300	P21BL-H1-6	1.212.2103.6300
1	PG 21	1 x 7.5	31	15	33	P21L-H1-7.5	1.212.2101.0300	P21BL-H1-7.5	1.212.2103.0300
1	PG 21	1 x 10	31	15	33	P21L-H1-10	1.212.2101.4300	P21BL-H1-10	1.212.2103.4300
1	PG 36	1 x 33	48	18	53	P36L-H1-33	1.212.3601.4300	P36BL-H1-33	1.212.3603.4300
2	PG 7	2 x 2.5	21	15	15	P07L-H2-2.5	1.212.0701.2300	P07BL-H2-2.5	1.212.0703.2300
2	PG 7	2 x 2.8	21	15	15	P07L-H2-2.8	1.212.0701.5300	P07BL-H2-2.8	1.212.0703.5300
2	PG 9	2 x 3	22	15	19	P09L-H2-3	1.212.0901.4300	P09BL-H2-3	1.212.0903.4300
2	PG 11	2 x 4	25	15	19/22	P11L-H2-4	1.212.1101.0300	P11BL-H2-4	1.212.1103.0300
2	PG 13.5	2 x 5	27	15	24	P13.5L-H2-5	1.212.1301.5300	P13.5BL-H2-5	1.212.1303.5300
2	PG 16	2 x 6	28	15	27	P16L-H2-6	1.212.1601.7300	P16BL-H2-6	1.212.1603.7300
2	PG 16	2 x 6.7	28	15	27	P16L-H2-6.7	1.212.1601.0300	P16BL-H2-6.7	1.212.1603.0300
2	PG 21	2 x 2.8	31	15	33	P21L-H2-2.8	1.212.2101.5300	P21BL-H2-2.8	1.212.2103.5300
2	PG 21	2 x 4.4	31	15	33	P21L-H2-4.4	1.212.2101.8900	P21BL-H2-4.4	1.212.2103.8900
2	PG 21	2 x 5.7	31	15	33	P21L-H2-5.7	1.212.2101.7300	P21BL-H2-5.7	1.212.2103.7300
2	PG 21	5+8	31	15	33	P21L-H2-(5+8)	1.212.2101.8300	P21BL-H2-(5+8)	1.212.2103.8300
2	PG 21	2 x 6	31	15	33	P21L-H2-6	1.212.2101.9300	P21BL-H2-6	1.212.2103.9300
2	PG 21	2 x 6.3	31	15	33	P21L-H2-6.3	1.212.2101.7700	P21BL-H2-6.3	1.212.2103.7700
2	PG 21	2 x 8	31	15	33	P21L-H2-8	1.212.2101.7800	P21BL-H2-8	1.212.2103.7800
2	PG 29	2 x 4.5	39	15	42	P29L-H2-4.5	1.212.2901.0300	P29BL-H2-4.5	1.212.2903.0300
3	PG 9	3 x 3	22	15	19	P09L-H3-3	1.212.0901.5300	P09BL-H3-3	1.212.0903.5300
3	PG 13.5	3 x 4	27	15	24	P13.5L-H3-4	1.212.1301.6300	P13.5BL-H3-4	1.212.1303.6300
3	PG 21	3 x 4.5	31	15	33	P21-H3-4.5	1.212.2101.7900	P21BL-H3-4.5	1.212.2103.7900
3	PG 21	3 x 6	31	15	33	P21-H3-6	1.212.2101.8700	P21BL-H3-6	1.212.2103.8700
3	PG 21	3 x 7	31	15	33	P21L-H3-7	1.212.2101.8800	P21BL-H3-7	1.212.2103.8800
3	PG 29	1x6.7+2x10.2	39	15	42	P29L-H3- (6.7+10.2)	1.212.2901.4300	P29BL-H3- (6.7+10.2)	1.212.2903.4300
3	PG 29	1x7.6+2x11.7	39	15	42	P29L-H3- (7.6+11.7)	1.212.2901.5300	P29BL-H3- (7.6+11.7)	1.212.2903.5300
3	PG 48	3 x 6.5	49	18	65	P48L-H3-6.5	1.212.4801.0300	P48BL-H3-6.5	1.212.4803.0300
4	PG 9	4 x 2	22	15	19	P09L-H4-2	1.212.0901.5300	P09BL-H4-2	1.212.0903.5300
4	PG 21	4 x 5	31	15	33	P21L-H4-5	1.212.2101.0300	P21BL-H4-5	1.212.2103.0300
4	PG 21	4 x 6	31	15	33	P21L-H4-6	1.212.2101.9700	P21BL-H4-6	1.212.2103.9700
4	PG 29	2x5+2x8	39	15	42	P29L-H4-(2x5+2x8)	1.212.2901.4300	P29BL-H4-(2x5+2x8)	1.212.2903.4300
4	PG 29	4 x 7	39	15	42	P29L-H4-7	1.212.2901.6300	P29BL-H4-7	1.212.2903.6300
4	PG 29	4 x 8	39	15	42	P29L-H4-8	1.212.2901.7300	P29BL-H4-8	1.212.2903.7300
4	PG 36	4 x 10	48	18	53	P36L-H4-10	1.212.3601.5300	P36BL-H4-10	1.212.3603.5300
5	PG 21	5 x 4	31	15	33	P21L-H5-4	1.212.2101.9800	P21BL-H5-4	1.212.2103.9800
6	PG 13.5	6 x 2.5	27	15	24	P13.5L-H6-2.5	1.212.1301.8300	P13.5BL-H6-2.5	1.212.1303.8300
6	PG 13.5	6 x 3.2	27	15	24	P13.5L-H6-3.2	1.212.1301.4300	P13.5BL-H6-3.2	1.212.1303.4300
6	PG 29	6 x 6	39	15	42	P29L-H6-6	1.212.2901.9300	P29BL-H6-6	1.212.2903.9300
8	PG 29	8 x 5	39	15	42	P29L-H8-5	1.212.2901.4300	P29BL-H8-5	1.212.2903.4300
8	PG 36	8 x 6	48	18	53	P36L-H8-6	1.212.3601.0300	P36BL-H8-6	1.212.3603.0300
9	PG 42	9 x 8	49	18	60	P42L-H9-8	1.212.4201.0300	P42BL-H9-8	1.212.4203.0300
25	PG 42	25 x 5	49	18	60	P42L-H25-5	1.212.4201.4300	P42BL-H25-5	1.212.4203.4300

NPT型多孔電纜固定頭

Multiple-entry Nylon Cable Glands-NPT Type

→ NPT

CE | IP68 | RoHS | REACH

材料：	采用UL認可的尼龍材料	Material:	PA (NYLON), UL 94 V-2
防水圈：	丁腈橡膠（可選EPDM，硅橡膠，TPV等）	Seal:	NBR (optional material EPDM, Silicone Rubber , TPV)
O型圈：	EPDM（可選硅橡膠，TPV，氟橡膠等）	O-Ring:	EPDM (optional material, Silicone Rubber, TPV,FPM)
工作溫度：	-40℃至100℃	Working temperature:	-40℃ to100℃
顏色種類：	灰色、黑色，其他顏色可定做	Color:	Grey(RAL7035), Black(RAL9005), other colors customized.
孔數：	可根據要求定做	Number of holes :	Could be customized.
材料種類：	V0或F1可定做	Material options:	V0, or F1 can be offered upon request.

如需其他材料或者顏色，請垂詢！Other material or Colors upon request.
O型圈默認預裝！ All O rings are pre-assembled as standard.

■ PROFILE

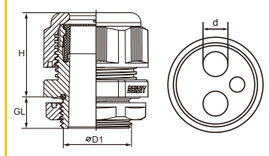

No. of Holes	Thread ØD1	No. of Holes X d mm	H mm	GL mm	mm	Beisit No. RAL7035	Article No. RAL7035	Beisit No. RAL9005	Article No. RAL9005
1	1/2"NPT	1 x 5	27	13	24	N1/2"-H1-5	1.212.1201.0400	N1/2"B-H1-5	1.212.1203.0400
1	1/2"NPT	1 x 8	27	13	24	N1/2"-H1-8	1.212.1201.4400	N1/2"B-H1-8	1.212.1203.4400
1	1/2"NPT/E	1 x 7.5	28	13	27	N1/2"E-H1-7.5	1.212.1231.0400	N1/2"EB-H1-7.5	1.212.1233.0400
1	1/2"NPT/E	1 x 9	28	13	27	N1/2"E-H1-9	1.212.1231.4400	N1/2"EB-H1-9	1.212.1233.4400
1	3/4"NPT	1 x 6	31	14	33	N3/4"-H1-6	1.212.3401.6400	N3/4"B-H1-6	1.212.3403.6400
1	3/4"NPT	1 x 7.5	31	14	33	N3/4"-H1-7.5	1.212.3401.0400	N3/4"B-H1-7.5	1.212.3403.0400
1	3/4"NPT	1 x 10	31	14	33	N3/4"-H1-10	1.212.3401.4400	N3/4"B-H1-10	1.212.3403.4400
1	1 1/2"NPT	1 x 33	48	20	53	N1 1/2"-H1-33	1.212.3201.0400	N1 1/2"B-H1-33	1.212.3203.0400
2	1/4"NPT	2 x 2.5	21	8	15	N1/4"-H2-2.5	1.212.1401.2400	N1/4"B-H2-2.5	1.212.1403.2400
2	1/4"NPT	2 x 2.8	21	8	15	N1/4"-H2-2.8	1.212.1401.5400	N1/4"B-H2-2.8	1.212.1403.5400
2	3/8"NPT	2 x 3	22	15	19/22	N3/8"-H2-3	1.212.3801.0400	N3/8"B-H2-3	1.212.3803.0400
2	1/2"NPT	2 x 5	27	13	24	N1/2"-H2-5	1.212.1201.5400	N1/2"B-H2-5	1.212.1203.5400
2	1/2"NPT/E	2 x 6	28	13	27	N1/2"E-H2-6	1.212.1201.7400	N1/2"EB-H2-6	1.212.1203.7400
2	1/2"NPT/E	2 x 6.7	28	13	27	N1/2"E-H2-6.7	1.212.1231.5400	N1/2"EB-H2-6.7	1.212.1233.5400
2	3/4"NPT	2 x 2.8	31	14	33	N3/4"-H2-2.8	1.212.1601.0300	N3/4"B-H2-2.8	1.212.3403.4400
2	3/4"NPT	2 x 4.4	31	14	33	N3/4"-H2-4.4	1.212.3401.5400	N3/4"B-H2-4.4	1.212.3403.5400
2	3/4"NPT	2 x 5.7	31	14	33	N3/4"-H2-5.7	1.212.3401.7400	N3/4"B-H2-5.7	1.212.3403.7400
2	3/4"NPT	5+8	31	14	33	N3/4"-H2-(5+8)	1.212.3401.8400	N3/4"B-H2-(5+8)	1.212.3403.8400
2	3/4"NPT	2 x 6	31	14	33	N3/4"-H2-6	1.212.3401.9400	N3/4"B-H2-6	1.212.3403.9400
2	3/4"NPT	2 x 6.3	31	14	33	N3/4"-H2-6.3	1.212.3401.4700	N3/4"B-H2-6.3	1.212.3403.4700
2	3/4"NPT	2 x 8	31	14	33	N3/4"-H2-8	1.212.3401.4800	N3/4"B-H2-8	1.212.3403.4800
2	1"NPT	2 x 4.5	39	19	42	N1"-H2-4.5	1.212.1001.0400	N1"B-H2-4.5	1.212.1003.0400
2	1 1/4"NPT	2 x 4.5	39	16	42/46	N1 1/4"-H2-4.5	1.212.5401.0400	N1 1/4"B-H2-4.5	1.212.5403.0400
3	3/8"NPT	3 x 3	22	15	19/22	N3/8"-H3-3	1.212.3801.4400	N3/8"B-H3-3	1.212.3803.4400
3	1/2"NPT	3 x 4	27	13	24	N1/2"-H3-4	1.212.1201.6400	N1/2"B-H3-4	1.212.1203.6400
3	3/4"NPT	3 x 4.5	31	11	33	N3/4"-H3-4.5	1.212.3401.4900	N3/4"B-H3-4.5	1.212.3403.4900
3	3/4"NPT	3 x 6	31	11	33	N3/4"-H3-6	1.212.3401.5700	N3/4"B-H3-6	1.212.3403.5700
3	1"NPT	1x6.7+2x10.2	39	19	42	N1"-H3- (6.7+10.2)	1.212.1001.4400	N1"B-H3- (6.7+10.2)	1.212.1003.4400
3	1 1/4"NPT	1x6.7+2x10.2	39	16	42/46	N1 1/4"-H3- (6.7+10.2)	1.212.5401.4400	N1 1/4"B-H3- (6.7+10.2)	1.212.5403.4400
3	1"NPT	1x7.6+2x11.7	39	19	42	N1"-H3- (7.6+11.7)	1.212.1001.5400	N1"B-H3- (7.6+11.7)	1.212.1003.5400
3	1 1/4"NPT	1x7.6+2x11.7	39	16	42/46	N1 1/4"-H3- (7.6+11.7)	1.212.5401.5400	N1 1/4"B-H3- (7.6+11.7)	1.212.5403.5400
3	3/4"NPT	3 x 7	31	14	33	N3/4"-H3-7	1.212.3401.5800	N3/4"B-H3-7	1.212.3403.5800
4	3/8"NPT	4 x 2	22	15	19/22	N3/8"-H4-2	1.212.3801.5400	N3/8"B-H4-2	1.212.3803.5400
4	3/4"NPT	4 x 5	31	14	33	N3/4"-H4-5	1.212.3401.6400	N3/4"B-H4-5	1.212.3403.6400
4	3/4"NPT	4 x 6	31	14	33	N3/4"-H4-6	1.212.3401.6700	N3/4"B-H4-6	1.212.3403.6700
4	1"NPT	2x5+2x8	39	19	42	N1"-H4- (2x5+2x8)	1.212.1001.4400	N1"B-H4- (2x5+2x8)	1.212.1003.4400
4	1"NPT	4 x 7	39	19	42	N1"-H4-7	1.212.1001.6400	N1"B-H4-7	1.212.1003.6400
4	1"NPT	4 x 8	39	19	42	N1"-H4-8	1.212.1001.7400	N1"B-H4-8	1.212.1003.7400
4	1 1/4"NPT	2x5+2x8	39	16	42/46	N1 1/4"-H4- (2x5+2x8)	1.212.5401.4400	N1 1/4"B-H4- (2x5+2x8)	1.212.5403.4400
4	1 1/4"NPT	4 x 7	39	16	42/46	N1 1/4"-H4-7	1.212.5401.6400	N1 1/4"B-H4-7	1.212.5403.6400
4	1 1/4"NPT	4 x 8	39	16	42/46	N1 1/4"-H4-8	1.212.5401.7400	N1 1/4"B-H4-8	1.212.5403.7400
4	1 1/2"NPT	4 x 10	48	20	53	N1 1/2"-H4-10	1.212.3201.4400	N1 1/2"B-H4-10	1.212.3203.4400
5	3/4"NPT	5 x 4	31	14	33	N3/4"-H5-4	1.212.3401.6800	N3/4"B-H5-4	1.212.3403.6800
6	1/2"NPT	6 x 2.5	27	13	24	N1/2"-H6-2.5	1.212.1201.8400	N1/2"B-H6-2.5	1.212.1203.8400
6	1/2"NPT	6 x 3.2	27	13	24	N1/2"-H6-3.2	1.212.1201.4400	N1/2"B-H6-3.2	1.212.1203.4400
6	1"NPT	6 x 6	39	19	42	N1"-H6-6	1.212.1001.9400	N1"B-H6-6	1.212.1003.9400
6	1 1/4"NPT	6 x 6	39	16	42/46	N1 1/4"-H6-6	1.212.5401.9400	N1 1/4"B-H6-6	1.212.5403.9400
8	3/4"NPT	8 x 5	31	14	33	N3/4"-H8-5	1.212.3401.9900	N3/4"B-H8-5	1.212.3403.9900
8	1 1/2"NPT	8 x 6	48	13	53	N1 1/2"-H8-6	1.212.3201.5400	N1 1/2"B-H8-6	1.212.3203.5400

G(PF)型多孔電纜固定頭

Multiple-entry Nylon Cable Glands-G(PF) Type

→ G(PF)

CE | IP68 | RoHS | REACH

材料：	采用UL認可的尼龍材料	Material:	PA (NYLON), UL 94 V-2
防水圈：	丁腈橡膠（可選EPDM，硅橡膠，TPV等）	Seal:	NBR (optional material EPDM, Silicone Rubber , TPV)
O型圈：	EPDM（可選硅橡膠，TPV，氟橡膠等）	O-Ring:	EPDM (optional material, Silicone Rubber, TPV,FPM)
工作溫度：	-40℃至100℃	Working temperature:	-40℃ to100℃
顏色種類：	灰色、黑色，其他顏色可定做	Color:	Grey(RAL7035), Black(RAL9005), other colors customized.
孔數：	可根據要求定做	Number of holes:	Could be customized.
材料種類：	V0或F1可定做	Material options:	V0, or F1 can be offered upon request.

■ PROFILE

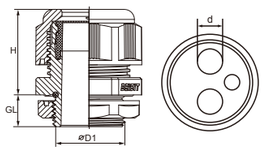

如需其他材料或者顏色，請垂詢！Other material or Colors upon request.
O型圈默認預裝！ All O rings are pre-assembled as standard.

No. of Holes	Thread ØD1	No. of Holes x d mm	H mm	GL mm	mm	Beisit No. RAL7035	Article No. RAL7035	Beisit No. RAL9005	Article No. RAL9005
1	G1/2"S	1 x 5	26	10	24	G1/2"S-H1-5	1.212.1201.0500	G1/2"SB-H1-5	1.212.1203.0500
1	G1/2"S	1 x 8	26	10	24	G1/2"S-H1-8	1.212.1201.4500	G1/2"SB-H1-8	1.212.1203.4500
1	G1/2"B	1 x 7.5	28	13	27	G1/2"B-H1-7.5	1.212.1231.0500	G1/2"BB-H1-7.5	1.212.1233.0500
1	G1/2"B	1 x 9	28	13	27	G1/2"B-H1-9	1.212.1231.5500	G1/2"BB-H1-9	1.212.1233.5500
1	G3/4"	1 x 6	31	15	33	G3/4"-H1-6	1.212.3401.5500	G3/4"B-H1-6	1.212.3403.5500
1	G3/4"	1 x 7.5	31	15	33	G3/4"-H1-7.5	1.212.3401.4500	G3/4"B-H1-7.5	1.212.3403.4500
1	G3/4"	1 x 10	31	15	33	G3/4"-H1-10	1.212.3401.0500	G3/4"B-H1-10	1.212.3403.0500
1	G1 1/2"	1 x 33	48	20	53	G1 1/2"-H1-33	1.212.5401.0500	G1 1/2"B-H1-33	1.212.5403.0500
2	G1/4"	2 x 2.5	21	9	15	G1/4"-H2-2.5	1.212.1401.2500	G1/4"B-H2-2.5	1.212.1403.2500
2	G1/4"	2 x 2.8	21	9	15	G1/4"-H2-2.8	1.212.1401.5500	G1/4"B-H2-2.8	1.212.1403.5500
2	G3/8"	2 x 3	22	10	19/22	G3/8"-H2-3	1.212.3801.0500	G3/8"B-H2-3	1.212.3803.0500
2	G1/2"S	2 x 5	26	10	24	G1/2"S-H2-5	1.212.1201.5500	G1/2"SB-H2-5	1.212.1203.5500
2	G1/2"B	2 x 6	28	13	27	G1/2"B-H2-6	1.212.1201.7500	G1/2"BB-H2-6.0	1.212.1203.7500
2	G1/2"B	2 x 6.7	28	13	27	G1/2"B-H2-6.7	1.212.1231.4500	G1/2"BB-H2-6.7	1.212.1233.4500
2	G3/4"	2 x 2.8	31	15	33	G3/4"-H2-2.8	1.212.3401.6500	G3/4"B-H2-2.8	1.212.3403.6500
2	G3/4"	2 x 4.4	31	15	33	G3/4"-H2-4.4	1.212.3401.7500	G3/4"B-H2-4.4	1.212.3403.7500
2	G3/4"	2 x 5.7	31	15	33	G3/4"-H2-5.7	1.212.3401.7600	G3/4"B-H2-5.7	1.212.3403.7600
2	G3/4"	5+8	31	15	33	G3/4"-H2-(5+8)	1.212.3401.8500	G3/4"B-H2-(5+8)	1.212.3403.8500
2	G3/4"	2 x 6	31	15	33	G3/4"-H2-6	1.212.3401.9500	G3/4"B-H2-6	1.212.3403.9500
2	G3/4"	2 x 6.3	31	15	33	G3/4"-H2-6.3	1.212.3401.4700	G3/4"B-H2-6.3	1.212.3403.4700
2	G3/4"	2 x 8	31	15	33	G3/4"-H2-8	1.212.3401.4800	G3/4"B-H2-8	1.212.3403.4800
2	G1 "	2 x 4.5	39	15	42	G1"-H2-4.5	1.212.1001.0500	G1"B-H2-4.5	1.212.1003.0500
3	G3/8"	3 x 3	22	10	19/22	G3/8"-H3-3	1.212.3801.4500	G3/8"B-H3-3	1.212.3803.4500
3	G1/2"S	3 x 4	26	10	24	G1/2"S-H3-4	1.212.1201.6500	G1/2"SB-H3-4	1.212.1203.6500
3	G3/4"	3 x 4.5	31	15	33	G3/4"-H3-4.5	1.212.3401.4900	G3/4"B-H3-4.5	1.212.3403.4900
3	G3/4"	3 x 6	31	15	33	G3/4"-H3-6	1.212.3401.5700	G3/4"B-H3-6	1.212.3403.5700
3	G3/4"	3 x 7	31	15	33	G3/4"-H3-7	1.212.3401.5800	G3/4"B-H3-7	1.212.3403.5800
3	G1 "	1x6.7+2x10.2	39	15	42	G1"-H3- (6.7+10.2)	1.212.1001.4500	G1"B-H3- (6.7+10.2)	1.212.1003.4500
3	G1 "	1x7.6+2x11.7	39	15	42	G1"-H3- (7.6+11.7)	1.212.1001.5500	G1"B-H3- (7.6+11.7)	1.212.1003.5500
3	G2"	3 x 6.5	49	20	65	G2"-H3-6.5	1.212.2001.0500	G2"B-H3-6.5	1.212.2003.0500
4	G3/8"	4 x 2	22	10	19/22	G3/8"-H4-2	1.212.3801.5500	G3/8"B-H4-2	1.212.3803.5500
4	G3/4"	4 x 5	31	15	33	G3/4"-H4-5	1.212.3401.8600	G3/4"B-H4-5	1.212.3403.8600
4	G3/4"	4 x 6	31	15	33	G3/4"-H4-6	1.212.3401.6700	G3/4"B-H4-6	1.212.3403.6700
4	G1 "	2x5+2x8	39	15	42	G1"-H4- (2x5+2x8)	1.212.1001.4500	G1"B-H4- (2x5+2x8)	1.212.1003.4500
4	G1 "	4 x 7	39	15	42	G1"-H4-7	1.212.1001.6500	G1"B-H4-7	1.212.1003.6500
4	G1 "	4 x 8	39	15	42	G1"-H4-8	1.212.1001.7500	G1"B-H4-8	1.212.1003.7500
4	G1 1/4"	4 x 10	48	20	53	G1 1/4"-H4-10	1.212.5401.4500	G1 1/4"B-H4-10	1.212.5403.4500
5	G3/4"	5 x 4	31	15	33	G3/4"-H5-4	1.212.3401.6800	G3/4"B-H5-4	1.212.3403.6800
6	G1/2"S	6 x 2.5	26	10	24	G1/2"S-H6-2.5	1.212.1201.8500	G1/2"SB-H6-2.5	1.212.1203.8500
6	G1/2"S	6 x 3.2	26	10	24	G1/2"S-H6-3.2	1.212.1201.4500	G1/2"SB-H6-3.2	1.212.1203.4500
6	G1 "	6 x 6	39	15	42	G1"-H6-6	1.212.1001.9500	G1"B-H6-6	1.212.1003.9500
8	G1 "	8 x 5	39	15	42	G1"-H8-5	1.212.1001.5500	G1"B-H8-5	1.212.1003.5500
8	G1 1/4"	8 x 6	48	20	53	G1 1/4"-H8-6	1.212.5401.5500	G1 1/4"B-H8-6	1.212.5403.5500
9	G1 1/2"	9 x 8	49	20	60	G1 1/2"-H9-8	1.212.3201.0500	G1 1/2"B-H9-8	1.212.3203.0500
25	G1 1/2"	25 x 5	49	20	60	G1 1/2"-H25-5	1.212.3201.4500	G1 1/2"B-H25-5	1.212.3203.4500

M型扁孔電纜固定頭

Metric Type Nylon Cable Glands for Flat Cable and ASI-Bus Cable

→ M

CE | IP68 | RoHS | REACH

材料：	采用UL認可的尼龍材料	Material:	PA (NYLON), UL 94 V-2
防水圈：	丁腈橡膠（可選EPDM，硅橡膠，TPV等）	Seal:	NBR (optional material EPDM, Silicone Rubber , TPV)
O型圈：	EPDM（可選硅橡膠，TPV，氟橡膠等）	O-Ring:	EPDM (optional material, Silicone Rubber, TPV,FPM)
工作溫度：	-40℃至100℃	Working temperature:	-40℃ to100℃
顏色種類：	灰色、黑色，其他顏色可定做	Color:	Grey(RAL7035), Black(RAL9005), other colors customized.
孔數：	可根據要求定做	Number of holes:	Could be customized.
材料種類：	V0或F1可定做	Material options:	V0, or F1 can be offered upon request.

■ PROFILE

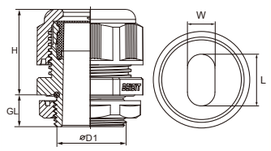

如需其他材料或者顏色，請垂詢！Other material or Colors upon request.
O型圈默認預裝！ All O rings are pre-assembled as standard.

No. of Holes	Thread ØD1	No. of Holes x W*L mm	H mm	GL mm	mm	Beisit No. RAL7035	Article No. RAL7035	Beisit No. RAL9005	Article No. RAL9005
1	M20B x 1.5	1 x (4.0*12.0)	28	9	27	M20B-H1- (4.0*12.0)	1.213.2001.4000	M20BB-H1- (4.0*12.0)	1.213.2003.4000
1	M20B x 1.5	1 x (6.0*12.6)	28	9	27	M20B-H1- (6.0*12.6)	1.213.2001.5000	M20BB-H1- (6.0*12.6)	1.213.2003.5000
1	M20B x 1.5	1 x (6.6*14.0)	28	9	27	M20B-H1- (6.6*14)	1.213.2031.4000	M20BB-H1- (6.6*14)	1.213.2033.4000
1	M25 x 1.5	1 x (6.0*14.0)	31	11	33	M25-H1- (6.0*14.0)	1.213.2501.9000	M25B-H1- (6.0*14.0)	1.213.2503.9000
1	M25 x 1.5	1 x (7.2*13.0)	31	11	33	M25-H1- (7.2*13.0)	1.213.2501.0000	M25B-H1- (7.2*13.0)	1.213.2503.0000
1	M25 x 1.5	1 x (8.0*15.0)	31	11	33	M25-H1- (8.0*15.0)	1.213.2501.4000	M25B-H1- (8.0*15.0)	1.213.2503.4000
1	M25 x 1.5	1 x (9.6*18.2)	31	11	33	M25-H1- (9.6*18.2)	1.213.2501.5000	M25B-H1- (9.6*18.2)	1.213.2503.5000
1	M32 x 1.5	1 x (11.0*22.5)	39	11	42	M32-H1- (11.0*22.5)	1.213.3201.0000	M32B-H1- (11.0*22.5)	1.213.3203.0000
2	M25 x 1.5	2 x (Φ8.5+7*10)	31	11	33	M25-H2- (Φ8.5+7*10)	1.213.2501.6000	M25B-H2- (Φ8.5+7*10)	1.213.2503.6000
2	M25 x 1.5	2 x (5.0*8.6)	31	11	33	M25-H2- (5.0*8.6)	1.213.2501.7000	M25B-H2- (5.0*8.6)	1.213.2503.7000
2	M25 x 1.5	2 x (6.2*11.5)	31	11	33	M25-H2- (6.2*11.5)	1.213.2501.8000	M25B-H2- (6.2*11.5)	1.213.2503.8000

M加長型扁孔電纜固定頭

Metric-Length Type Nylon Cable Glands for Flat Cable and ASI-Bus Cable

→ M-Length

CE | IP68 | RoHS | REACH

No. of Holes	Thread ØD1	No. of Holes x W*L mm	H mm	GL mm	mm	Beisit No. RAL7035	Article No. RAL7035	Beisit No. RAL9005	Article No. RAL9005
1	M20B x 1.5	1 x (4.0*12.0)	28	15	27	M20BL-H1- (4.0*12.0)	1.213.2001.4100	M20BBL-H1- (4.0*12.0)	1.213.2003.4100
1	M20B x 1.5	1 x (6.0*12.6)	28	15	27	M20BL-H1- (6.0*12.6)	1.213.2001.5100	M20BBL-H1- (6.0*12.6)	1.213.2003.5100
1	M20B x 1.5	1 x (6.6*14.0)	28	15	27	M20BL-H1- (6.6*14)	1.213.2031.4100	M20BBL-H1- (6.6*14)	1.213.2033.4100
1	M25 x 1.5	1 x (6.0*14.0)	31	15	33	M25L-H1- (6.0*14.0)	1.213.2501.9100	M25BL-H1- (6.0*14.0)	1.213.2503.9100
1	M25 x 1.5	1 x (7.2*13.0)	31	15	33	M25L-H1- (7.2*13.0)	1.213.2501.0100	M25BL-H1- (7.2*13.0)	1.213.2503.0100
1	M25 x 1.5	1 x (8.0*15.0)	31	15	33	M25L-H1- (8.0*15.0)	1.213.2501.4100	M25BL-H1- (8.0*15.0)	1.213.2503.4100
1	M25 x 1.5	1 x (9.6*18.2)	31	15	33	M25L-H1- (9.6*18.2)	1.213.2501.5100	M25BL-H1- (9.6*18.2)	1.213.2503.5100
1	M32 x 1.5	1 x (11.0*22.5)	39	15	42	M32L-H1- (11.0*22.5)	1.213.3201.0100	M32BL-H1- (11.0*22.5)	1.213.3203.0100
2	M25 x 1.5	2 x (Φ8.5+7*10)	31	15	33	M25L-H2- (Φ8.5+7*10)	1.213.2501.6100	M25BL-H2- (Φ8.5+7*10)	1.213.2503.6100
2	M25 x 1.5	2 x (5.0*8.6)	31	15	33	M25L-H2- (5.0*8.6)	1.213.2501.7100	M25BL-H2- (5.0*8.6)	1.213.2503.7100
2	M25 x 1.5	2 x (6.2*11.5)	31	15	33	M25L-H2- (6.2*11.5)	1.213.2501.8100	M25BL-H2- (6.2*11.5)	1.213.2503.8100

PG型扁孔電纜固定頭

Nylon Cable Glands-PG Type for Flat Cable and ASI-Bus Cable

→ PG

CE | IP68 | RoHS | REACH

材料： 采用UL認可的尼龍材料
防水圈： 丁腈橡膠（可選EPDM，硅橡膠，TPV等）
O型圈： EPDM（可選硅橡膠，TPV，氟橡膠等）
工作溫度： -40℃至100℃
顏色種類： 灰色、黑色，
其他顏色可定做
孔數： 可根據要求定做
材料種類： V0或F1可定做

Material: PA (NYLON), UL 94 V-2
Seal: NBR (optional material EPDM, Silicone Rubber , TPV)
O-Ring: EPDM (optional material, Silicone Rubber, TPV,FPM)
Working temperature: -40℃ to100℃
Color: Grey(RAL7035), Black(RAL9005), other colors customized.
Number of holes: Could be customized.
Material options: V0, or F1 can be offered upon request.

■ PROFILE

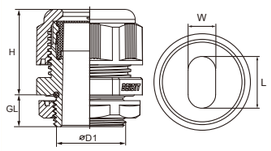

如需其他材料或者顏色，請垂詢！Other material or Colors upon request.
O型圈默認預裝！ All O rings are pre-assembled as standard.

No. of Holes	Thread ØD1	No. of Holes X W*L mm	H mm	GL mm	mm	Beisit No. RAL7035	Article No. RAL7035	Beisit No. RAL9005	Article No. RAL9005
1	PG 16	1 x (4.0*12.0)	28	10	27	P16-H1- (4.0*12.0)	1.213.1601.4200	P16B-H1- (4.0*12.0)	1.213.1603.4200
1	PG 16	1 x (6.0*12.6)	28	10	27	P16-H1- (6.0*12.6)	1.213.1601.5200	P16B-H1- (6.0*12.6)	1.213.1603.5200
1	PG 16	1 x (6.6*14.0)	28	10	27	P16-H1- (6.6*14)	1.213.1631.4200	P16B-H1- (6.6*14)	1.213.1633.4200
1	PG 21	1 x (6.0*14.0)	31	11	33	P21-H1- (6.0*14.0)	1.213.2101.9200	P21B-H1- (6.0*14.0)	1.213.2103.9200
1	PG 21	1 x (7.2*13.0)	31	11	33	P21-H1- (7.2*13.0)	1.213.2101.0200	P21B-H1- (7.2*13.0)	1.213.2103.0200
1	PG 21	1 x (8.0*15.0)	31	11	33	P21-H1- (8.0*15.0)	1.213.2101.4200	P21B-H1- (8.0*15.0)	1.213.2103.4200
1	PG 21	1 x (9.6*18.2)	31	11	33	P21-H1- (9.6*18.2)	1.213.2101.5200	P21B-H1- (9.6*18.2)	1.213.2103.5200
1	PG 29	1 x (11.0*22.5)	39	11	42	P21-H1- (11.0*22.5)	1.213.2901.0200	P21B-H1- (11.0*22.5)	1.213.2903.0200
2	PG 21	2 x (Φ8.5+7*10)	31	11	33	P21-H2- (Φ8.5+7*10)	1.213.2101.6200	P21B-H2- (Φ8.5+7*10)	1.213.2103.6200
2	PG 21	2 x (5.0*8.6)	31	11	33	P21-H2- (5.0*8.6)	1.213.2101.7200	P21B-H2- (5.0*8.6)	1.213.2103.7200
2	PG 21	2 x (6.2*11.5)	31	11	33	P21-H2- (6.2*11.5)	1.213.2101.8200	P21B-H2- (6.2*11.5)	1.213.2103.8200

PG加長型扁孔電纜固定頭

Nylon Cable Glands-PG Type for Flat Cable and ASI-Bus Cable

→ PG-Length

CE | IP68 | RoHS | REACH

No. of Holes	Thread ØD1	No. of Holes X W*L mm	H mm	GL mm	mm	Beisit No. RAL7035	Article No. RAL7035	Beisit No. RAL9005	Article No. RAL9005
1	PG 16	1 x (4.0*12.0)	28	15	27	P16L-H1- (4.0*12.0)	1.213.1601.4300	P16BL-H1- (4.0*12.0)	1.213.1603.4300
1	PG 16	1 x (6.0*12.6)	28	15	27	P16L-H1- (6.0*12.6)	1.213.1601.5300	P16BL-H1- (6.0*12.6)	1.213.1603.5300
1	PG 16	1 x (6.6*14.0)	28	15	27	P16L-H1- (6.6*14)	1.213.1633.4300	P16BL-H1- (6.6*14)	1.213.1633.4300
1	PG 21	1 x (6.0*14.0)	31	15	33	P21L-H1- (6.0*14.0)	1.213.2101.9300	P21BL-H1- (6.0*14.0)	1.213.2103.9300
1	PG 21	1 x (7.2*13.0)	31	15	33	P21L-H1- (7.2*13.0)	1.213.2101.0300	P21L-H1- (7.2*13.0)	1.213.2103.0300
1	PG 21	1 x (8.0*15.0)	31	15	33	P21L-H1- (8.0*15.0)	1.213.2101.4300	P21L-H1- (8.0*15.0)	1.213.2103.4300
1	PG 21	1 x (9.6*18.2)	31	15	33	PG21L-H1- (9.6*18.2)	1.213.2101.5300	P21L-H1- (9.6*18.2)	1.213.2103.5300
1	PG 29	1 x (11.0*22.5)	39	15	42	P29L-H1- (11.0*22.5)	1.213.2901.0300	P29L-H1- (11.0*22.5)	1.213.2903.0300
2	PG 21	2 x (Φ8.5+7*10)	31	15	33	P21L-H2- (Φ8.5+7*10)	1.213.2101.6300	P21BL-H2- (Φ8.5+7*10)	1.213.2103.6300
2	PG 21	2 x (5.0*8.6)	31	15	33	P21L-H2- (5.0*8.6)	1.213.2101.7300	P21L-H2- (5.0*8.6)	1.213.2103.7300
2	PG 21	2 x (6.2*11.5)	31	15	33	P21L-H2- (6.2*11.5)	1.213.2101.8300	P21L-H2- (6.2*11.5)	1.213.2103.8300

NPT型扁孔電纜固定頭

Nylon Cable Glands-NPT Type for Flat Cable and ASI-Bus Cable

→ NPT

CE | IP68 | RoHS | REACH

材料： 采用UL認可的尼龍材料
防水圈： 丁腈橡膠（可選EPDM，硅橡膠，TPV等）
O型圈： EPDM（可選硅橡膠，TPV，氟橡膠等）
工作溫度： -40℃至100℃
顏色種類： 灰色、黑色，
其他顏色可定做
孔數： 可根據要求定做
材料種類： V0或F1可定做

Material: PA (NYLON), UL 94 V-2
Seal: NBR (optional material EPDM, Silicone Rubber , TPV)
O-Ring: EPDM (optional material, Silicone Rubber, TPV,FPM)
Working temperature: -40℃ to100℃
Color: Grey(RAL7035), Black(RAL9005), other colors customized.
Number of holes: Could be customized.
Material options: V0, or F1 can be offered upon request.

■ PROFILE

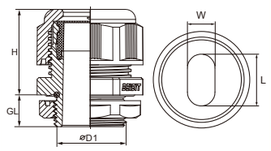

如需其他材料或者顏色，請垂詢！Other material or Colors upon request.
O型圈默認預裝！ All O rings are pre-assembled as standard.

No. of Holes	Thread ØD1	No. of Holes X W*L mm	H mm	GL mm	mm	Beisit No. RAL7035	Article No. RAL7035	Beisit No. RAL9005	Article No. RAL9005
1	1/2"NPT/E	1 x (4.0*12.0)	28	13	27	N1/2"E-H1- (4.0*12.0)	1.213.1201.4400	N1/2"EB-H1- (4.0*12.0)	1.213.1203.4400
1	1/2"NPT/E	1 x (6.0*12.6)	28	13	27	N1/2"E-H1- (6.0*12.6)	1.213.1201.0400	N1/2"EB-H1- (6.0*12.6)	1.213.1203.0400
1	1/2"NPT/E	1 x (6.6*14.0)	28	13	27	N1/2"E-H1- (6.6*14)	1.213.1233.4400	N1/2"EB-H1- (6.6*14)	1.213.1233.4400
1	3/4"NPT	1 x (6.0*14.0)	31	14	33	N3/4"-H1- (6.0*14.0)	1.213.3401.0400	N3/4"-H1- (6.0*14.0)	1.213.3403.0400
1	3/4"NPT	1 x (7.2*13.0)	31	14	33	N3/4"-H1- (7.2*13.0)	1.213.3401.0400	N3/4"-H1- (7.2*13.0)	1.213.3403.0400
1	3/4"NPT	1 x (8.0*15.0)	31	14	33	N3/4"-H1- (8.0*15.0)	1.213.3401.4400	N3/4"-H1- (8.0*15.0)	1.213.3403.4400
1	3/4"NPT	1 x (9.6*18.2)	31	14	33	N3/4"-H1- (9.6*18.2)	1.213.3401.5400	N3/4"-H1- (9.6*18.2)	1.213.3403.5400
1	1"NPT	1 x (11.0*22.5)	39	19	42	N1"-H1- (11.0*22.5)	1.213.1001.0400	N1"-H1- (11.0*22.5)	1.213.1003.0400
1	1 1/4"NPT	1 x (11.0*22.5)	39	16	46	N1 1/4"-H1- (11.0*22.5)	1.213.5401.0400	N1 1/4"-H1- (11.0*22.5)	1.213.5403.0400
2	3/4"NPT	2 x (Φ8.5+7*10)	31	14	33	N3/4"-H2- (Φ8.5+7*10)	1.213.3401.6400	N3/4"B-H2- (Φ8.5+7*10)	1.213.3403.6400
2	3/4"NPT	2 x (5.0*8.6)	31	14	33	N3/4"-H2- (5.0*8.6)	1.213.3401.7400	N3/4"-H2- (5.0*8.6)	1.213.3403.7400
2	3/4"NPT	2 x (6.2*11.5)	31	14	33	N3/4"-H2- (6.2*11.5)	1.213.3401.8400	N3/4"-H2- (6.2*11.5)	1.213.3403.8400

G(PF)型扁孔電纜固定頭

Nylon Cable Glands-G(PF) Type for Flat Cable and ASI-Bus Cable

→ G(PF)

CE | IP68 | RoHS | REACH

No. of Holes	Thread ØD1	No. of Holes X W*L mm	H mm	GL mm	mm	Beisit No. RAL7035	Article No. RAL7035	Beisit No. RAL9005	Article No. RAL9005
1	G1/2"B	1 x (4.0*12.0)	28	13	27	G1/2"B-H1- (4.0*12.0)	1.213.1201.4500	G1/2"BB-H1- (4.0*12.0)	1.213.1201.4500
1	G1/2"B	1 x (6.0*12.6)	28	13	27	G1/2"B-H1- (6.0*12.6)	1.213.1201.5500	G1/2"BB-H1- (6.0*12.6)	1.213.1201.5500
1	G1/2"B	1 x (6.6*14.0)	28	13	27	G1/2"B-H1- (6.6*14.0)	1.213.1231.4500	G1/2"BB-H1- (6.6*14.0)	1.213.1233.4500
1	G3/4"	1 x (6.0*14.0)	31	14	33	G3/4"-H1- (6.0*14.0)	1.213.3401.9500	G3/4"-H1- (6.0*14.0)	1.213.3401.9500
1	G3/4"	1 x (7.2*13.0)	31	14	33	G3/4"-H1- (7.2*13.0)	1.213.3401.0500	G3/4"-H1- (7.2*13.0)	1.213.3403.0500
1	G3/4"	1 x (8.0*15.0)	31	14	33	G3/4"-H1- (8.0*15.0)	1.213.3401.4500	G3/4"-H1- (8.0*15.0)	1.213.3403.4500
1	G3/4"	1 x (9.6*18.2)	31	14	33	G3/4"-H1- (9.6*18.2)	1.213.3401.5500	G3/4"-H1- (9.6*18.2)	1.213.3403.5500
1	G1 "	1 x (11.0*22.5)	39	15	42	G1"-H1- (11.0*22.5)	1.213.1001.0500	G1"-H1- (11.0*22.5)	1.213.1003.0500
2	G3/4"	2 x (Φ8.5+7*10)	31	14	33	G3/4"-H2- (Φ8.5+7*10)	1.213.3401.6500	G3/4"-H2- (Φ8.5+7*10)	1.213.3403.6500
2	G3/4"	2 x (5.0*8.6)	31	14	33	G3/4"-H2- (5.0*8.6)	1.213.3401.7500	G3/4"-H2- (5.0*8.6)	1.213.3403.7500
2	G3/4"	2 x (6.2*11.5)	31	14	33	G3/4"-H2- (6.2*11.5)	1.213.3401.8500	G3/4"-H2- (6.2*11.5)	1.213.3403.8500

M型多孔金屬電纜固定頭

Multiple-entry Metal Cable Glands-Metric Type

→ M

CE | IP68 | RoHS | REACH

材料：	鍍鎳黃銅	Material:	Nickel-plated brass
固定連接組件：	采用UL認可的尼龍材料	Fixture material:	PA (NYLON), UL 94 V-2
防水圈：	丁腈橡膠（可選EPDM，硅橡膠，TPV等）	Seal:	NBR (optional material EPDM, Silicone Rubber , TPV)
O型圈：	EPDM（可選硅橡膠，TPV，氟橡膠等）	O-Ring:	EPDM (optional material, Silicone Rubber, TPV,FPM)
工作溫度：	-40℃至100℃	Working temperature:	-40℃ to 100℃
孔數：	可根據要求定做	Number of holes：	Could be customized.

如需其他材料，請垂詢！Other material upon request.
O型圈默認預裝！ All O rings are pre-assembled as standard.

■ PROFILE

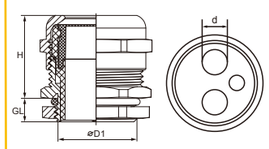

No. of Holes	Thread ØD1	No. of Holes X d mm	H mm	GL mm	mm	Beisit No.	Article No.
1	M20S x 1.5	1 x 5	23	6	22	M20SBR-H1-5	1.112.2001.5000
1	M20S x 1.5	1 x 8	23	6	22	M20SBR-H1-8	1.112.2001.6000
1	M20B x 1.5	1 x 7.5	24	6	24	M20BBR-H1-7.5	1.112.2031.5000
1	M20B x 1.5	1 x 9	24	6	24	M20BBR-H1-9	1.112.2031.4000
1	M25 x 1.5	1 x 6	25	7	30	M25BR-H1-6	1.112.2501.4900
1	M25 x 1.5	1 x 7.5	25	7	30	M25BR-H1-7.5	1.112.2501.9000
1	M25 x 1.5	1 x 10	25	7	30	M25BR-H1-10	1.112.2501.4800
1	M40 x 1.5	1 x 33	37	8	50	M40BR-H1-33	1.112.4001.5000
2	M12 x 1.5	2 x 2.5	19	6.5	14	M12BR-H2-2.5	1.112.1201.2000
2	M12 x 1.5	2 x 2.8	19	6.5	14	M12BR-H2-2.8	1.112.1201.5000
2	M16S x 1.5	2 x 3	21	6	17/19	M16SBR-H2-3	1.112.1601.4000
2	M16B x 1.5	2 x 4	22	6	20	M16BBR-H2-4	1.112.1631.0000
2	M20S x 1.5	2 x 5	23	6	22	M20SBR-H2-5	1.112.2001.0000
2	M20B x 1.5	2 x 6	24	6	24	M20BBR-H2-6	1.112.2001.7000
2	M20B x 1.5	2 x 6.7	24	6	24	M20BBR-H2-6.7	1.112.2031.0000
2	M25 x 1.5	2 x 2.8	25	7	30	M25BR-H2-2.8	1.112.2501.7000
2	M25 x 1.5	2 x 4.4	25	7	30	M25BR-H2-4.4	1.112.2501.5000
2	M25 x 1.5	2 x 5.7	25	7	30	M25BR-H2-5.7	1.112.2501.4700
2	M25 x 1.5	5+8	25	7	30	M25BR-H2-(5+8)	1.112.2501.5800
2	M25 x 1.5	2 x 6	25	7	30	M25BR-H2-6	1.112.2501.7000
2	M25 x 1.5	2 x 6.3	25	7	30	M25BR-H2-6.3	1.112.2501.6000
2	M25 x 1.5	2 x 8	25	7	30	M25BR-H2-8	1.112.2501.0000
2	M32 x 1.5	2 x 4.5	31	8	40	M32BR-H2-4.5	1.112.3201.4000
3	M12 x 1.5	3 x 1.5	19	6.5	14	M12BR-H3-1.5	1.112.1201.4000
3	M16S x 1.5	3 x 3	21	6	17/19	M16SBR-H3-3	1.112.1601.5000
3	M20S x 1.5	3 x 4	23	6	22	M20SBR-H3-4	1.112.2001.7000
3	M25 x 1.5	3 x 4.5	25	7	30	M25BR-H3-4.5	1.112.2501.5900
3	M25 x 1.5	3 x 6	25	7	30	M25BR-H3-6	1.112.2501.8000
3	M25 x 1.5	3 x 7	25	7	30	M25BR-H3-7	1.112.2501.3000
3	M32 x 1.5	1 x 6.7+2 x 10.2	31	8	40	M32BR-H3-(6.7+10.2)	1.112.3201.5000
3	M32 x 1.5	1 x 7.6+2 x 11.7	31	8	40	M32BR-H3-(7.6+11.7)	1.112.3201.6000
3	M63 x 1.5	3 x 6.5	38	10	64/68	M63BR-H3-6.5	1.112.6301.0000
4	M16S x 1.5	4 x 2	21	6	17/19	M16SBR-H4-2	1.112.1601.4000
4	M25 x 1.5	4 x 5	25	7	30	M25BR-H4-5	1.112.2501.8000
4	M25 x 1.5	4 x 6	25	7	30	M25BR-H4-6	1.112.2501.4000
4	M32 x 1.5	4 x 7	31	8	40	M32BR-H4-7	1.112.3201.0000
4	M32 x 1.5	2x5+2x8	31	8	40	M32BR-H4-(2x5+2x8)	1.112.3201.4000
4	M32 x 1.5	4 x 8	31	8	40	M32BR-H4-8	1.112.3201.7000
4	M40 x 1.5	4 x 10	37	8	50	M40BR-H4-10	1.112.4001.6000
5	M25 x 1.5	5 x 4	25	7	30	M25BR-H5-4	1.112.2501.6800
6	M20S x 1.5	6 x 2.5	23	6	22	M20SBR-H6-2.5	1.112.2001.8000
6	M20S x 1.5	6 x 3.2	23	6	22	M20SBR-H6-3.2	1.112.2001.4000
6	M32 x 1.5	6 x 6	31	8	40	M32BR-H6-6	1.112.3201.9000
8	M32 x 1.5	8 x 5	31	8	40	M32BR-H8-5	1.112.3201.5000
8	M40 x 1.5	8 x 6	37	8	50	M40BR-H8-6	1.112.4001.7000
9	M50 x 1.5	9 x 8	37	9	57	M50BR-H9-8	1.112.5001.0000
25	M50 x 1.5	25 x 5	37	9	57	M50BR-H25-5	1.112.5001.4000

M加長型多孔金屬電纜固定頭

Multiple-entry Metal Cable Glands Metric Length Type

→ M-Length

CE | IP68 | RoHS | REACH

材料：	鍍鎳黃銅	Material:	Nickel-plated brass
固定連接組件：	采用UL認可的尼龍材料	Fixture material:	PA (NYLON), UL 94 V-2
防水圈：	丁腈橡膠（可選EPDM，硅橡膠，TPV等）	Seal:	NBR (optional material EPDM, Silicone Rubber , TPV)
O型圈：	EPDM（可選硅橡膠，TPV，氟橡膠等）	O-Ring:	EPDM (optional material, Silicone Rubber, TPV,FPM)
工作溫度：	-40℃至100℃	Working temperature:	-40℃ to 100℃
孔數：	可根據要求定做	Number of holes：	Could be customized.

如需其他材料，請垂詢！Other material upon request.
O型圈默認預裝！ All O rings are pre-assembled as standard.

■ PROFILE

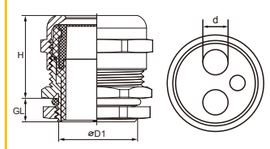

No. of Holes	Thread ØD1	No. of Holes X d mm	H mm	GL mm	mm	Beisit No.	Article No.
1	M20S x 1.5	1 x 5	23	10	22	M20SBRL-H1-5	1.112.2001.5100
1	M20S x 1.5	1 x 8	23	10	22	M20SBRL-H1-8	1.112.2001.6100
1	M20B x 1.5	1 x 7.5	24	10	24	M20BBRL-H1-7.5	1.112.2031.5100
1	M20B x 1.5	1 x 9	24	10	24	M20BBRL-H1-9	1.112.2031.4100
1	M25 x 1.5	1 x 6	25	12	30	M25BRL-H1-6	1.112.2501.4800
1	M25 x 1.5	1 x 7.5	25	12	30	M25BRL-H1-7.5	1.112.2501.9100
1	M25 x 1.5	1 x 10	25	12	30	M25BRL-H1-10	1.112.2501.7800
1	M40 x 1.5	1 x 33	37	15	50	M40BRL-H1-33	1.112.4001.5100
2	M12 x 1.5	2 x 2.5	19	10	14	M12BRL-H2-2.5	1.112.1201.2100
2	M12 x 1.5	2 x 2.8	19	10	14	M12BRL-H2-2.8	1.112.1201.5100
2	M16S x 1.5	2 x 3	21	10	17/19	M16SBRL-H2-3	1.112.1601.4100
2	M16B x 1.5	2 x 4	22	10	20	M16BBRL-H2-4	1.112.1631.0100
2	M20S x 1.5	2 x 5	23	10	22	M20SBRL-H2-5	1.112.2001.0100
2	M20B x 1.5	2 x 6	24	10	24	M20BBRL-H2-6	1.112.2001.7100
2	M20B x 1.5	2 x 6.7	24	10	24	M20BBRL-H2-6.7	1.112.2031.0100
2	M25 x 1.5	2 x 2.8	25	12	30	M25BRL-H2-2.8	1.112.2501.7100
2	M25 x 1.5	2 x 4.4	25	12	30	M25BRL-H2-4.4	1.112.2501.5100
2	M25 x 1.5	2 x 5.7	25	12	30	M25BRL-H2-5.7	1.112.2501.8700
2	M25 x 1.5	5+8	25	12	30	M25BRL-H2-(5+8)	1.112.2501.8800
2	M25 x 1.5	2 x 6	25	12	30	M25BRL-H2-6	1.112.2501.7100
2	M25 x 1.5	2 x 6.3	25	12	30	M25BRL-H2-6.3	1.112.2501.6100
2	M25 x 1.5	2 x 8	25	12	30	M25BRL-H2-8	1.112.2501.0100
2	M32 x 1.5	2 x 4.5	31	12	40	M32BRL-H2-4.5	1.112.3201.4100
3	M12 x 1.5	3 x 1.5	19	10	14	M12BRL-H3-1.5	1.112.1201.4100
3	M16S x 1.5	3 x 3	21	10	17/19	M16SBRL-H3-3	1.112.1601.5100
3	M20S x 1.5	3 x 4	23	10	22	M20SBRL-H3-4	1.112.2001.7100
3	M25 x 1.5	3 x 4.5	25	12	30	M25BRL-H3-4.5	1.112.2501.8900
3	M25 x 1.5	3 x 6	25	12	30	M25BRL-H3-6	1.112.2501.8100
3	M25 x 1.5	3 x 7	25	12	30	M25BRL-H3-7	1.112.2501.3100
3	M32 x 1.5	1x6.7+2x10.2	31	12	40	M32BRL-H3-(6.7+10.2)	1.112.3201.5100
3	M32 x 1.5	1x7.6+2x11.7	31	12	40	M32BRL-H3-(7.6+11.7)	1.112.3201.6100
3	M63 x 1.5	3 x 6.5	49	15	64/68	M63BRL-H3-6.5	1.112.6301.0100
4	M16S x 1.5	4 x 2	21	10	17/19	M16SBRL-H4-2	1.112.1601.4100
4	M25 x 1.5	4 x 5	25	12	30	M25BRL-H4-5	1.112.2501.8100
4	M25 x 1.5	4 x 6	25	12	30	M25BRL-H4-6	1.112.2501.4100
4	M32 x 1.5	4 x 7	31	12	40	M32BRL-H4-7	1.112.3201.0100
4	M32 x 1.5	2x5+2x8	31	12	40	M32BRL-H4-(2x5+2x8)	1.112.3201.4100
4	M32 x 1.5	4 x 8	31	12	40	M32BRL-H4-8	1.112.3201.7100
4	M40 x 1.5	4 x 10	37	15	50	M40BRL-H4-10	1.112.4001.6100
5	M25 x 1.5	5 x 4	25	12	30	M25BRL-H5-4	1.112.2501.9800
6	M20S x 1.5	6 x 2.5	23	10	22	M20SBRL-H6-2.5	1.112.2001.8100
6	M20S x 1.5	6 x 3.2	23	10	22	M20SBRL-H6-3.2	1.112.2001.4100
6	M32 x 1.5	6 x 6	31	12	40	M32BRL-H6-6	1.112.3201.9100
8	M32 x 1.5	8 x 5	31	12	40	M32BR-H8-5	1.112.3201.5100
8	M40 x 1.5	8 x 6	37	15	50	M40BRL-H8-6	1.112.4001.7100
9	M50 x 1.5	9 x 8	37	15	57	M50BRL-H9-8	1.112.5001.0100
25	M50 x 1.5	25 x 5	37	15	57	M50BRL-H25-5	1.112.5001.4100

PG型多孔金屬電纜固定頭

Multiple-entry Metal Cable Glands-PG Type

→ PG

CE | IP68 | RoHS | REACH

材料：	鍍鎳黃銅	Material:	Nickel-plated brass
固定連接組件：	采用UL認可的尼龍材料	Fixture material:	PA (NYLON), UL 94 V-2
防水圈：	丁腈橡膠（可選EPDM，硅橡膠，TPV等）	Seal:	NBR (optional material EPDM, Silicone Rubber , TPV)
O型圈：	EPDM（可選硅橡膠，TPV，氟橡膠等）	O-Ring:	EPDM (optional material, Silicone Rubber, TPV,FPM)
工作溫度：	-40℃至100℃	Working temperature:	-40℃ to 100℃
孔數：	可根據要求定做	Number of holes：	Could be customized.

如需其他材料，請垂詢！Other material upon request.
O型圈默認預裝！ All O rings are pre-assembled as standard.

■ PROFILE

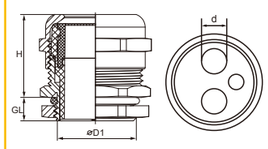

No. of Holes	Thread ØD1	No. of Holes x d mm	H mm	GL mm	mm	Beisit No.	Article No.
1	PG 13.5	1 x 5	23	6.5	22	P13.5BR-H1-5	1.112.1301.0200
1	PG 13.5	1 x 8	23	6.5	22	P13.5BR-H1-8	1.112.1301.4200
1	PG 16	1 x 7.5	24	6.5	24	P16BR-H1-7.5	1.112.1601.4200
1	PG 16	1 x 9	24	6.5	24	P16BR-H1-9	1.112.1601.5200
1	PG 21	1 x 6	25	7	30	P21BR-H1-6	1.112.2101.5200
1	PG 21	1 x 7.5	25	7	30	P21BR-H1-7.5	1.112.2101.0200
1	PG 21	1 x 10	25	7	30	P21BR-H1-10	1.112.2101.4200
1	PG 36	1 x 33	37	8	50	P36BR-H1-33	1.112.3601.4200
2	PG 7	2 x 2.5	19	5	14	P07BR-H2-2.5	1.112.0701.2200
2	PG 7	2 x 2.8	19	5	14	P07BR-H2-2.8	1.112.0701.5200
2	PG 9	2 x 3	21	6	17	P09BR-H2-3	1.112.0901.4200
2	PG 11	2 x 4	22	6	20	P11BR-H2-4	1.112.1101.0200
2	PG 13.5	2 x 5	23	6.5	22	P13.5BR-H2-5	1.112.1301.5200
2	PG 16	2 x 6	24	6.5	24	P16BR-H2-6	1.112.1601.7200
2	PG 16	2 x 6.7	24	6.5	24	P16BR-H2-6.7	1.112.1601.0200
2	PG 21	2 x 2.8	25	7	30	P21BR-H2-2.8	1.112.2101.4200
2	PG 21	2 x 4.4	25	7	30	P21BR-H2-4.4	1.112.2101.5200
2	PG 21	2 x 5.7	25	7	30	P21BR-H2-5.7	1.112.2101.7200
2	PG 21	5+8	25	7	30	P21BR-H2-(5+8)	1.112.2101.8200
2	PG 21	2 x 6	25	7	30	P21BR-H2-6	1.112.2101.9200
2	PG 21	2 x 6.3	25	7	30	P21BR-H2-6.3	1.112.2101.4700
2	PG 21	2 x 8	25	7	30	P21BR-H2-8	1.112.2101.4800
2	PG 29	2 x 4.5	31	8	40	P29BR-H2-4.5	1.112.2901.0200
3	PG 7	3 x 1.5	19	5	14	P07BR-H3-1.5	1.112.0701.4200
3	PG 9	3 x 3	21	6	17	P09BR-H3-3	1.112.0901.5200
3	PG 13.5	3 x 4	23	6.5	22	P13.5BR-H3-4	1.112.1301.6200
3	PG 21	3 x 4.5	25	7	30	P21BR-H3-4.5	1.112.2101.4900
3	PG 21	3 x 6	25	7	30	P21BR-H3-6	1.112.2101.5700
3	PG 21	3 x 7	25	7	30	P21BR-H3-7	1.112.2101.5800
3	PG 29	1x6.7+2x10.2	31	8	40	P29BR-H3-(6.7+10.2)	1.112.2901.4200
3	PG 29	1x7.6+2x11.7	31	8	40	P29BR-H3-(7.6+11.7)	1.112.2901.5200
3	PG 48	3 x 6.5	38	10	64	P48BR-H3-6.5	1.112.4801.0200
4	PG 9	4 x 2	21	6	17	P09BR-H4-2	1.112.0901.4200
4	PG 21	4 x 5	25	7	30	P21BR-H4-5	1.112.2101.6200
4	PG 21	4 x 6	25	7	30	P21BR-H4-6	1.112.2101.6700
4	PG 29	4 x 7	31	8	40	P29BR-H4-7	1.112.2901.6200
4	PG 29	2x5+2x8	31	8	40	P29BR-H4-(2x5+2x8)	1.112.2901.4200
4	PG 29	4 x 8	31	8	40	P29BR-H4-8	1.112.2901.7200
4	PG 36	4 x 10	37	8	50	P36BR-H4-10	1.112.3601.5200
5	PG 21	5 x 4	25	7	30	P21BR-H5-4	1.112.2101.6800
6	PG 13.5	6 x 2.5	23	6.5	22	P13.5BR-H6-2.5	1.112.1301.8200
6	PG 13.5	6 x 3.2	23	6.5	22	P13.5BR-H6-3.2	1.112.1301.4200
6	PG 29	6 x 6	31	8	40	P29BR-H6-6	1.112.2901.9200
8	PG 29	8 x 5	31	8	40	P29BR-H8-5	1.112.2901.5200
8	PG 36	8 x 6	37	8	50	P36BR-H8-6	1.112.3601.0200
9	PG 42	9 x 8	37	9	57	P42BR-H9-8	1.112.4201.0200
25	PG 42	25 x 5	37	9	57	P42BR-H25-5	1.112.4201.4200

PG加長型多孔金屬電纜固定頭

Multiple-entry Metal Cable Glands PG Length Type

→ PG-Length

CE | IP68 | RoHS | REACH

材料：	鍍鎳黃銅	Material:	Nickel-plated brass
固定連接組件：	采用UL認可的尼龍材料	Fixture material:	PA (NYLON), UL 94 V-2
防水圈：	丁腈橡膠（可選EPDM，硅橡膠，TPV等）	Seal:	NBR (optional material EPDM, Silicone Rubber , TPV)
O型圈：	EPDM（可選硅橡膠，TPV，氟橡膠等）	O-Ring:	EPDM (optional material, Silicone Rubber, TPV,FPM)
工作溫度：	-40℃至100℃	Working temperature:	-40℃ to 100℃
孔數：	可根據要求定做	Number of holes：	Could be customized.

如需其他材料，請垂詢！Other material upon request.
O型圈默認預裝！ All O rings are pre-assembled as standard.

■ PROFILE

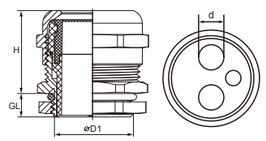

No. of Holes	Thread ØD1	No. of Holes x d mm	H mm	GL mm	mm	Beisit No.	Article No.
1	PG 13.5	1 x 5	23	10	22	P13.5BRL-H1-5	1.112.1301.0300
1	PG 13.5	1 x 8	23	10	22	P13.5BRL-H1-8	1.112.1301.4300
1	PG 16	1 x 7.5	24	10	24	P16BRL-H1-7.5	1.112.1601.4300
1	PG 16	1 x 9	24	10	24	P16BRL-H1-9	1.112.1601.5300
1	PG 21	1 x 6	25	12	30	P21BRL-H1-6	1.112.2101.5300
1	PG 21	1 x 7.5	25	12	30	P21BRL-H1-7.5	1.112.2101.0300
1	PG 21	1 x 10	25	12	30	P21BRL-H1-10	1.112.2101.4300
1	PG 36	1 x 33	37	15	50	P36BRL-H1-33	1.112.3601.4300
2	PG 7	2 x 2.5	19	10	14	P07BRL-H2-2.5	1.112.0701.2300
2	PG 7	2 x 2.8	19	10	14	P07BRL-H2-2.8	1.112.0701.5300
2	PG 9	2 x 3	21	10	17	P09BRL-H2-3	1.112.0901.4300
2	PG 11	2 x 4	22	10	20	P11BRL-H2-4	1.112.1101.0300
2	PG 13.5	2 x 5	23	10	22	P13.5BRL-H2-5	1.112.1301.5300
2	PG 16	2 x 6	24	10	24	P16BRL-H2-6	1.112.1601.7300
2	PG 16	2 x 6.7	24	10	24	P16BRL-H2-6.7	1.112.1601.0300
2	PG 21	2 x 2.8	25	12	30	P21BRL-H2-2.8	1.112.2101.4300
2	PG 21	2 x 4.4	25	12	30	P21BRL-H2-4.4	1.112.2101.5300
2	PG 21	2 x 5.7	25	12	30	P21BRL-H2-5.7	1.112.2101.7300
2	PG 21	5+8	25	12	30	P21BRL-H2-(5+8)	1.112.2101.8300
2	PG 21	2 x 6	25	12	30	P21BRL-H2-6	1.112.2101.9300
2	PG 21	2 x 6.3	25	12	30	P21BRL-H2-6.3	1.112.2101.7700
2	PG 21	2 x 8	25	12	30	P21BRL-H2-8	1.112.2101.7800
2	PG 29	2 x 4.5	31	12	40	P29BRL-H2-4.5	1.112.2901.0300
3	PG 7	3 x 1.5	19	10	14	P07BRL-H3-1.5	1.112.0701.4300
3	PG 9	3 x 3	21	10	17	P09BRL-H3-3	1.112.0901.5300
3	PG 13.5	3 x 4	23	10	22	P13.5BRL-H3-4	1.112.1301.6300
3	PG 21	3 x 4.5	25	12	30	P21BRL-H3-4.5	1.112.2101.7900
3	PG 21	3 x 6	25	12	30	P21BRL-H3-6	1.112.2101.8700
3	PG 21	3 x 7	25	12	30	P21BRL-H3-7	1.112.2101.8800
3	PG 29	1x6.7+2x10.2	31	12	40	P29BRL-H3-(6.7+10.2)	1.112.2901.4300
3	PG 29	1x7.6+2x11.7	31	12	40	P29BRL-H3-(7.6+11.7)	1.112.2901.5300
3	PG 48	3 x 6.5	38	15	64	P48BRL-H3-6.5	1.112.4801.0300
4	PG 9	4 x 2	21	10	17	P09BRL-H4-2	1.112.0901.4300
4	PG 21	4 x 5	25	12	30	P21BRL-H4-5	1.112.2101.6300
4	PG 21	4 x 6	25	12	30	P21BRL-H4-6	1.112.2101.9700
4	PG 29	4 x 7	31	12	40	P29BRL-H4-7	1.112.2901.6300
4	PG 29	2x5+2x8	31	12	40	P29BRL-H4-(2x5+2x8)	1.112.2901.4300
4	PG 29	4 x 8	31	12	40	P29BRL-H4-8	1.112.2901.7300
4	PG 36	4 x 10	37	15	50	P36BRL-H4-10	1.112.3601.5300
5	PG 21	5 x 4	25	12	30	P21BRL-H5-4	1.112.2101.9800
6	PG 13.5	6 x 2.5	23	10	22	P13.5BRL-H6-2.5	1.112.1301.8300
6	PG 13.5	6 x 3.2	23	10	22	P13.5BRL-H6-3.2	1.112.1301.4300
6	PG 29	6 x 6	31	12	40	P29BRL-H6-6	1.112.2901.9300
8	PG 29	8 x 5	31	12	40	P29BRL-H8-5	1.112.2901.5300
8	PG 36	8 x 6	37	15	50	P36BRL-H8-6	1.112.3601.0300
9	PG 42	9 x 8	37	15	57	P42BRL-H9-8	1.112.4201.0300
25	PG 42	25 x 5	37	15	57	P42BRL-H25-5	1.112.4201.4300

NPT型多孔金屬電纜固定頭
Multiple-entry Metal Cable Glands-NPT Type

BEISIT®

→ NPT CE | IP68 | RoHS | REACH

材料： 鍍鎳黃銅
固定連接組件： 采用UL認可的尼龍材料
防水圈： 丁腈橡膠（可選EPDM，硅橡膠，TPV等）
O型圈： EPDM（可選硅橡膠，TPV，氟橡膠等）
工作温度： -40℃至100℃
孔數： 可根據要求定做

Material: Nickel-plated brass
Fixture material: PA (NYLON), UL 94 V-2
Seal: NBR (optional material EPDM, Silicone Rubber , TPV)
O-Ring: EPDM (optional material, Silicone Rubber, TPV,FPM)
Working temperature: -40℃ to 100℃
Number of holes： Could be customized.

如需其他材料，請垂詢！Other material upon request.
O型圈默認預裝！ All O rings are pre-assembled as standard.

PROFILE

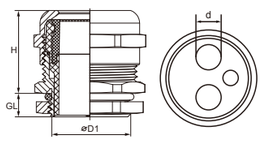

No. of Holes	Thread ØD1	No. of Holes x d mm	H mm	GL mm	mm	Beisit No.	Article No.
1	1/2"NPT	1 x 5	23	13	22	N1/2"BR-H1-5	1.112.1201.0400
1	1/2"NPT	1 x 8	23	13	22	N1/2"BR-H1-8	1.112.1201.4400
1	1/2"NPT/E	1 x 7.5	24	13	24	N1/2"EBR-H1-7.5	1.112.1231.0400
1	1/2"NPT/E	1 x 9	24	13	24	N1/2"EBR-H1-9	1.112.1231.4400
1	3/4"NPT	1 x 6	25	13	30	N3/4"BR-H1-6	1.112.3401.5400
1	3/4"NPT	1 x 7.5	25	13	30	N3/4"BR-H1-7.5	1.112.3401.0400
1	3/4"NPT	1 x 10	25	13	30	N3/4"BR-H1-10	1.112.3401.4400
1	1 1/2"NPT	1 x 33	37	20	50	N1 1/2"BR-H1-33	1.112.3201.0400
2	1/4"NPT	1 x 2.5	19	13	14	N114BR-H2-2.5	1.112.1401.2400
2	1/4"NPT	1 x 2.8	19	13	14	N114BR-H2-2.8	1.112.1401.5400
2	3/8"NPT	2 x 3	21	15	17/19	N3/8"BR-H2-3	1.112.3801.0400
2	1/2"NPT	2 x 5	23	13	22	N1/2"BR-H2-5	1.112.1201.5400
2	1/2"NPT/E	2 x 6	24	13	24	N1/2"EBR-H2-6	1.112.1601.7400
2	1/2"NPT/E	2 x 6.7	24	13	24	N1/2"EBR-H2-6.7	1.112.1231.5400
2	3/4"NPT	2 x 2.8	25	13	30	N3/4"BR-H2-2.8	1.112.3401.4400
2	3/4"NPT	2 x 4.4	25	13	30	N3/4"BR-H2-4.4	1.112.3401.5400
2	3/4"NPT	2 x 5.7	25	13	30	N3/4"BR-H2-5.7	1.112.3401.7400
2	3/4"NPT	5+8	25	13	30	N3/4"BR-H2-(5+8)	1.112.3401.8400
2	3/4"NPT	2 x 6	25	13	30	N3/4"BR-H2-6	1.112.3401.9400
2	3/4"NPT	2 x 6.3	25	13	30	N3/4"BR-H2-6.3	1.112.3401.4700
2	3/4"NPT	2 x 8	25	13	30	N3/4"BR-H2-8	1.112.3401.4800
2	1"NPT	2 x 4.5	29	15	40	N1"BR-H2-4.5	1.112.1001.0400
2	1 1/4"NPT	2 x 4.5	31	17	44	N1 1/4"BR-H3-4.5	1.112.5401.0400
3	3/8"NPT	3 x 3	21	15	17/19	N3/8"BR-H3-3	1.112.3801.4400
3	3/4"NPT	3 x 4	23	13	22	N1/2"BR-H3-4	1.112.1201.6400
3	3/4"NPT	3 x 4.5	25	13	30	N3/4"BR-H3-4.5	1.112.3401.4900
3	3/4"NPT	3 x 6	25	13	30	N3/4"BR-H3-6	1.112.3401.5700
3	3/4"NPT	3 x 7	25	13	30	N3/4"BR-H3-7	1.112.3401.5800
3	1"NPT	1x6.7+2x10.2	29	15	40	N1"BR-H3-（6.7+10.2）	1.112.1001.4400
3	1 1/4"NPT	1x6.7+2x10.2	31	17	44	N1 1/4"BR-H3-（6.7+10.2）	1.112.5401.4400
3	1"NPT	1x7.6+2x11.7	29	15	40	N1"BR-H3-（7.6+11.7）	1.112.1001.5400
3	1 1/4"NPT	1x7.6+2x11.7	31	17	44	N1 1/4"BR-H3-（7.6+11.7）	1.112.5401.5400
4	3/8"NPT	4 x 2	21	15	17/19	N3/8"BR-H4-2	1.112.3801.4400
4	3/4"NPT	4 x 5	25	13	30	N3/4"BR-H4-5	1.112.3401.6400
4	3/4"NPT	4 x 6	25	13	30	N3/4"BR-H4-6	1.112.3401.6700
4	1"NPT	4 x 7	29	15	40	N1"BR-H4-7	1.112.1001.6400
4	1"NPT	2x5+2x8	29	15	40	N1"BR-H4-(2x5+2x8)	1.112.1001.4400
4	1"NPT	4 x 8	29	15	40	N1"BR-H4-8	1.112.1001.7400
4	1 1/4"NPT	4 x 7	31	17	44	N1 1/4"BR-H4-7	1.112.5401.6400
4	1 1/4"NPT	2x5+2x8	31	17	44	N1 1/4"BR-H4-(2x5+2x8)	1.112.5401.4400
4	1 1/2"NPT	4 x 10	37	20	50	N1 1/2"BR-H4-10	1.112.3201.4400
5	3/4"NPT	5 x 4	25	13	30	N3/4"BR-H5-4	1.112.3401.6800
6	1/2"NPT	6 x 2.5	23	13	22	N1/2"BR-H6-2.5	1.112.1301.8400
6	1/2"NPT	6 x 3.2	23	13	22	N1/2"BR-H6-3.2	1.112.1201.4400
6	1"NPT	6 x 6	29	15	40	N1"BR-H6-6	1.112.1001.9400
6	1 1/4"NPT	6 x 6	31	17	44	N1 1/4"BR-H6-6	1.112.5401.9400
8	1"NPT	8 x 5	29	15	40	N1"BR-H8-5	1.112.1001.5400
8	1 1/4"NPT	8 x 5	31	17	44	N1 1/4"BR-H8-5	1.112.5401.5400
8	1 1/2"NPT	8 x 6	37	20	50	N1 1/2"BR-H8-6	1.112.3201.5400

G(PF)型多孔金屬電纜固定頭
Multiple-entry Metal Cable Glands-G(PF) Type

BEISIT®

→ G(PF) CE | IP68 | RoHS | REACH

材料： 鍍鎳黃銅
固定連接組件： 采用UL認可的尼龍材料
防水圈： 丁腈橡膠（可選EPDM，硅橡膠，TPV等）
O型圈： EPDM（可選硅橡膠，TPV，氟橡膠等）
工作温度： -40℃至100℃
孔數： 可根據要求定做

Material: Nickel-plated brass
Fixture material: PA (NYLON), UL 94 V-2
Seal: NBR (optional material EPDM, Silicone Rubber , TPV)
O-Ring: EPDM (optional material, Silicone Rubber, TPV,FPM)
Working temperature: -40℃ to 100℃
Number of holes： Could be customized.

如需其他材料，請垂詢！Other material upon request.
O型圈默認預裝！ All O rings are pre-assembled as standard.

PROFILE

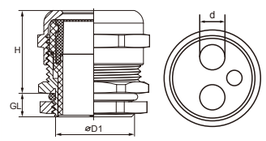

No. of Holes	Thread ØD1	No. of Holes x d mm	H mm	GL mm	mm	Beisit No.	Article No.
1	G1/2"S	1 x 5	23	9	22	G1/2"SBR-H1-5	1.112.1201.0500
1	G1/2"S	1 x 8	23	9	22	G1/2"SBR-H1-8	1.112.1201.4500
1	G1/2"B	1 x 7.5	24	9	24	G1/2"BBR-H1-7.5	1.112.1231.0500
1	G1/2"B	1 x 9	24	9	24	G1/2"BBR-H1-9	1.112.1231.5500
1	G3/4"	1 x 6	25	12	30	G3/4"BR-H1-6	1.112.3401.0800
1	G3/4"	1 x 7.5	25	12	30	G3/4"BR-H1-7.5	1.112.3401.4500
1	G3/4"	1 x 10	25	12	30	G3/4"BR-H1-10	1.112.3401.0500
1	G1 1/4"	1 x 33	37	15	50	G1 1/4"BR-H1-33	1.112.5401.0500
2	G1/4"	2 x 2.5	19	8	14	G1/4"BR-H2-2.5	1.112.1401.2500
2	G1/4"	2 x 2.8	19	8	14	G1/4"BR-H2-2.5	1.112.1401.5500
2	G3/8"	2 x 3	21	9	17/19	G3/8"BR-H2-3	1.112.3801.0500
2	G1/2"S	2 x 5	23	9	22	G1/2"SBR-H2-5	1.112.1201.5500
2	G1/2"B	2 x 6	24	13	24	G1/2"BBR-H2-6	1.112.1601.7500
2	G1/2"B	2 x 6.7	24	13	24	G1/2"BBR-H2-6.7	1.112.1231.4500
2	G3/4"	2 x 2.8	25	12	30	G3/4"BR-H2-2.8	1.112.3401.4500
2	G3/4"	2 x 4.4	25	12	30	G3/4"BR-H2-4.4	1.112.3401.5500
2	G3/4"	2 x 5.7	25	12	30	G3/4"BR-H2-5.7	1.112.3401.7500
2	G3/4"	5+8	25	12	30	G3/4"BR-H2-5-8	1.112.3401.8500
2	G3/4"	2 x 6	25	12	30	G3/4"BR-H2-6	1.112.3401.9500
2	G3/4"	2 x 6.3	25	12	30	G3/4"BR-H2-6.3	1.112.3401.4700
2	G3/4"	2 x 8	25	12	30	G3/4"BR-H2-8	1.112.3401.4800
2	G1"	2 x 4.5	31	12	40	G1"BR-H2-4.5	1.112.1001.0500
3	G3/8"	3 x 3	21	9	17/19	G3/8"BR-H3-3	1.112.3801.4500
3	G1/2"S	3 x 4	23	9	22	G1/2"SBR-H3-4	1.112.1201.6500
3	G3/4"	3 x 4.5	25	12	30	G3/4"BR-H3-4.5	1.112.3401.4900
3	G3/4"	3 x 6	25	12	30	G3/4"BR-H3-6	1.112.3401.5700
3	G3/4"	3 x 7	25	12	30	G3/4"BR-H3-7	1.112.3401.5800
3	G1"	1x6.7+2x10.2	31	12	40	G1"BR-H3-（6.7+10.2）	1.112.1001.4500
3	G1"	1x7.6+2x11.7	31	12	40	G1"BR-H3-（7.6+11.7）	1.112.1001.5500
3	G2"	3 x 6.5	38	15	64/68	G2"BR-H3-6.5	1.112.2001.0500
4	G3/8"	4 x 2	21	9	17/19	G3/8"BR-H4-2	1.112.3801.4500
4	G3/4"	4 x 5	25	12	30	G3/4"BR-H4-5	1.112.3401.6500
4	G3/4"	4 x 6	25	12	30	G3/4"BR-H4-6	1.112.3401.6700
4	G1"	4 x 7	31	12	40	G1"BR-H4-7	1.112.1001.6500
4	G1"	2x5+2x8	31	12	40	G1"BR-H4-(2x5+2x8)	1.112.1001.4500
4	G1"	4 x 8	31	12	40	G1"BR-H4-8	1.112.1001.7500
4	G1 1/4"	4 x 10	37	15	50	G1 1/4"BR-H4-10	1.112.5401.4500
5	G1"	5 x 4	31	12	40	G1"BR-H5-4	1.112.3401.6800
5	G1/2"	6 x 2.5	23	9	22	G1/2"BR-H6-2.5	1.112.1301.8400
6	G1/2"	6 x 3.2	23	9	22	G1/2"BR-H6-3.2	1.112.1201.4500
6	G1"	6 x 6	31	12	40	G1"BR-H6-6	1.112.1001.9500
8	G1"	8 x 5	31	12	40	G1"BR-H8-5	1.112.1001.5500
8	G1 1/4"	8 x 6	37	15	50	G1 1/4"BR-H8-6	1.112.5401.5500
9	G1 1/2"	9 x 8	37	15	57	G1 1/2"BR-H9-8	1.112.3201.0500
25	G1 1/2"	25 x 5	37	15	57	G1 1/2"BR-H25-5	1.112.3201.4500

M型扁孔金屬電纜固定頭

Metric Type Metal Cable Glands for Flat Cable and ASI-Bus Cable

→ M

CE | IP68 | RoHS | REACH

材料：	鍍鎳黃銅	Material:	Nickel-plated brass
固定連接組件：	采用UL認可的尼龍材料	Fixture material:	PA (NYLON), UL 94 V-2
防水圈：	丁腈橡膠（可選EPDM，硅橡膠，TPV等）	Seal:	NBR (optional material EPDM, Silicone Rubber , TPV)
O型圈：	EPDM（可選硅橡膠，TPV，氟橡膠等）	O-Ring:	EPDM (optional material, Silicone Rubber, TPV,FPM)
工作温度：	-40℃至100℃	Working temperature:	-40℃ to 100℃
孔數：	可根據要求定做	Number of holes：	Could be customized.

如需其他材料，請垂詢！Other material upon request.
O型圈默認預裝！ All O rings are pre-assembled as standard.

■ PROFILE

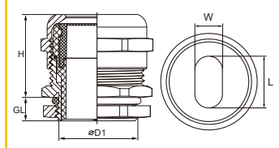

No. of Holes	Thread ØD1	No. of Holes X W*L mm	H mm	GL mm	mm	Beisit No.	Article No.
1	M20B x 1.5	1 x（4.0*12.0）	24	6	24	M20BBR-H1-（4.0*12.0）	1.113.2001.4000
1	M20B x 1.5	1 x（6.0*12.6）	24	6	24	M20BBR-H1-（6.0*12.6）	1.113.2001.5000
1	M20B x 1.5	1 x（6.6*14）	24	6	24	M20BBR-H1-（6.6*14）	1.113.2031.4000
1	M25 x 1.5	1 x（6.0*14.0）	25	7	30	M25BR-H1-（6.0*14.0）	1.113.2501.9000
1	M25 x 1.5	1 x（7.2*13.0）	25	7	30	M25BR-H1-（7.2*13.0）	1.113.2501.0000
1	M25 x 1.5	1 x（8.0*15.0）	25	7	30	M25BR-H1-（8.0*15.0）	1.113.2501.4000
1	M25 x 1.5	1 x（9.6*18.2）	25	7	30	M25BR-H1-（9.6*18.2）	1.113.2501.5000
1	M32 x 1.5	1 x（11.0*22.5）	31	8	40	M32BR-H1-（11.0*22.5）	1.113.3201.0000
2	M25 x 1.5	2 x（Φ8.5+7*10）	25	7	30	M25BR-H2-（Φ8.5+5.0*8.6）	1.113.2501.6000
2	M25 x 1.5	2 x（5.0*8.6）	25	7	30	M25BR-H2-（5.0*8.6）	1.113.2501.7000
2	M25 x 1.5	2 x（6.2*11.5）	25	7	30	M25BR-H2-（6.2*11.5）	1.113.2501.8000

M加長型扁孔金屬電纜固定頭

Metric-Length Metal Cable Glands for Flat Cable and ASI-Bus Cable

→ M-Length

CE | IP68 | RoHS | REACH

No. of Holes	Thread ØD1	No. of Holes X W*L mm	H mm	GL mm	mm	Beisit No.	Article No.
1	M20B x 1.5	1 x（4.0*12.0）	24	10	24	M20BBRL-H1-（4.0*12.0）	1.113.2001.4100
1	M20B x 1.5	1 x（6.0*12.6）	24	10	24	M20BBRL-H1-（6.0*12.6）	1.113.2001.5100
1	M20B x 1.5	1 x（6.6*14）	24	10	24	M20BBRL-H1-（6.6*14）	1.113.2031.4100
1	M25 x 1.5	1 x（6.0*14.0）	25	12	30	M25BRL-H1-（6.0*14.0）	1.113.2501.9100
1	M25 x 1.5	1 x（7.2*13.0）	25	12	30	M25BRL-H1-（7.2*13.0）	1.113.2501.0100
1	M25 x 1.5	1 x（8.0*15.0）	25	12	30	M25BRL-H1-（8.0*15.0）	1.113.2501.4100
1	M25 x 1.5	1 x（9.6*18.2）	25	12	30	M25BRL-H1-（9.6*18.2）	1.113.2501.5100
1	M32 x 1.5	1 x（11.0*22.5）	31	12	40	M32BRL-H1-（11.0*22.5）	1.113.3201.0100
2	M25 x 1.5	2 x（Φ8.5+7*10）	25	12	30	M25BRL-H2-（Φ8.5+5.0*8.6）	1.113.2501.6100
2	M25 x 1.5	2 x（5.0*8.6）	25	12	30	M25BRL-H2-（5.0*8.6）	1.113.2501.7100
2	M25 x 1.5	2 x（6.2*11.5）	25	12	30	M25BRL-H2-（6.2*11.5）	1.113.2501.8100

PG型扁孔金屬電纜固定頭

PG Type Metal Cable Glands for Flat Cable and ASI-Bus Cable

→ PG

CE | IP68 | RoHS | REACH

材料：	鍍鎳黃銅	Material:	Nickel-plated brass
固定連接組件：	采用UL認可的尼龍材料	Fixture material:	PA (NYLON), UL 94 V-2
防水圈：	丁腈橡膠（可選EPDM，硅橡膠，TPV等）	Seal:	NBR (optional material EPDM, Silicone Rubber , TPV)
O型圈：	EPDM（可選硅橡膠，TPV，氟橡膠等）	O-Ring:	EPDM (optional material, Silicone Rubber, TPV,FPM)
工作温度：	-40℃至100℃	Working temperature:	-40℃ to 100℃
孔數：	可根據要求定做	Number of holes：	Could be customized.

如需其他材料，請垂詢！Other material upon request.
O型圈默認預裝！ All O rings are pre-assembled as standard.

■ PROFILE

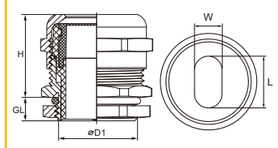

No. of Holes	Thread ØD1	No. of Holes X W*L mm	H mm	GL mm	mm	Beisit No.	Article No.
1	PG 16	1 x（4.0*12.0）	24	6	24	P16BR-H1-（4.0*12.0）	1.113.1601.4200
1	PG 16	1 x（6.0*12.6）	24	6	24	P16BR-H1-（6.0*12.6）	1.113.1601.5200
1	PG 16	1 x（6.6*14）	24	6	24	P16BR-H1-（6.6*14）	1.113.1631.4200
1	PG 21	1 x（6.0*14.0）	25	7	30	P21BR-H1-（6.0*14.0）	1.113.2101.9200
1	PG 21	1 x（7.2*13.0）	25	7	30	P21BR-H1-（7.2*13.0）	1.113.2101.0200
1	PG 21	1 x（8.0*15.0）	25	7	30	P21BR-H1-（8.0*15.0）	1.113.2101.4200
1	PG 21	1 x（9.6*18.2）	25	7	30	P21BR-H1-（9.6*18.2）	1.113.2101.5200
1	PG 29	1 x（11.0*22.5）	31	8	40	P29BR-H1-（11.0*22.5）	1.113.2901.0200
2	PG 21	2 x（Φ8.5+7*10）	25	7	30	P21BR-H2-（Φ8.5+5.0*8.6）	1.113.2101.6200
2	PG 21	2 x（5.0*8.6）	25	7	30	P21BR-H2-（5.0*8.6）	1.113.2101.7200
2	PG 21	2 x（6.2*11.5）	25	7	30	P21BR-H2-（6.2*11.5）	1.113.2101.8200

PG加長型扁孔金屬電纜固定頭

PG-Length Metal Cable Glands for Flat Cable and ASI-Bus Cable

→ PG-Length

CE | IP68 | RoHS | REACH

No. of Holes	Thread ØD1	No. of Holes X W*L mm	H mm	GL mm	mm	Beisit No.	Article No.
1	PG 16	1 x（4.0*12.0）	24	10	24	P16BRL-H1-（4.0*12.0）	1.113.1601.4300
1	PG 16	1 x（6.0*12.6）	24	10	24	P16BRL-H1-（6.0*12.6）	1.113.1601.5300
1	PG 16	1 x（6.6*14）	24	10	24	P16BRL-H1-（6.6*14）	1.113.1631.4300
1	PG 21	1 x（6.0*14.0）	25	12	30	P21BRL-H1-（6.0*14.0）	1.113.2101.9300
1	PG 21	1 x（7.2*13.0）	25	12	30	P21BRL-H1-（7.2*13.0）	1.113.2101.0300
1	PG 21	1 x（8.0*15.0）	25	12	30	P21BRL-H1-（8.0*15.0）	1.113.2101.4300
1	PG 21	1 x（9.6*18.2）	25	12	30	P21BRL-H1-（9.6*18.2）	1.113.2101.5300
1	PG 29	1 x（11.0*22.5）	31	12	40	P29BRL-H1-（11.0*22.5）	1.113.2901.0300
2	PG 21	2 x（Φ8.5+7*10）	25	12	30	P21BRL-H2-（Φ8.5+5.0*8.6）	1.113.2101.6300
2	PG 21	2 x（5.0*8.6）	25	12	30	P21BRL-H2-（5.0*8.6）	1.113.2101.7300
2	PG 21	2 x（6.2*11.5）	25	12	30	P21BRL-H2-（6.2*11.5）	1.113.2101.8300

NPT型扁孔金屬電纜固定頭
Metal Cable Glands-NPT Type for Flat Cable and ASI-Bus Cable

→ NPT CE | IP68 | RoHS | REACH

材料：	鍍鎳黃銅	Material:	Nickel-plated brass
固定連接組件：	采用UL認可的尼龍材料	Fixture material:	PA (NYLON), UL 94 V-2
防水圈：	丁腈橡膠（可選EPDM，硅橡膠，TPV等）	Seal:	NBR (optional material EPDM, Silicone Rubber , TPV)
O型圈：	EPDM（可選硅橡膠，TPV，氟橡膠等）	O-Ring:	EPDM (optional material, Silicone Rubber, TPV,FPM)
工作温度：	-40℃至100℃	Working temperature:	-40℃ to 100℃
孔數：	可根據要求定做	Number of holes：	Could be customized.

如需其他材料，請垂詢！Other material upon request.
O型圈默認預裝！ All O rings are pre-assembled as standard.

PROFILE

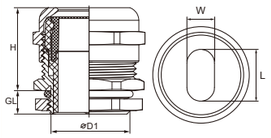

No. of Holes	Thread ⌀D1	No. of Holes X W*L mm	H mm	GL mm	mm	Beisit No.	Article No.
1	1/2"NPT/E	1 x (4.0*12.0)	24	13	24	N1/2"EBRL-H1- (4.0*12.0)	1.113.1201.4400
1	1/2"NPT/E	1 x (6.0*12.6)	24	13	24	N1/2"EBRL-H1- (6.0*12.6)	1.113.1201.5400
1	1/2"NPT/E	1 x (6.6*14)	24	13	24	N1/2"EBR-H1- (6.6*14)	1.113.1231.4400
1	3/4"NPT	1 x (6.0*14.0)	25	13	30	N3/4"BR-H1- (6.0*14.0)	1.113.3401.9400
1	3/4"NPT	1 x (7.2*13.0)	25	13	30	N3/4"BR-H1- (7.2*13.0)	1.113.3401.0400
1	3/4"NPT	1 x (8.0*15.0)	25	13	30	N3/4"BR-H1- (8.0*15.0)	1.113.3401.4400
1	3/4"NPT	1 x (9.6*18.2)	25	13	30	N3/4"BR-H1- (9.6*18.2)	1.113.3401.5400
1	1"NPT	1 x (11.0*22.5)	29	15	40	N1"BR-H1- (11.0*22.5)	1.113.1001.0400
1	1 1/4"NPT	1 x (11.0*22.5)	31	17	44	N1 1/4"BR-H1- (11.0*22.5)	1.113.5401.0400
2	3/4"NPT	2 x (Φ8.5+7*10)	25	13	30	N3/4"BR-H2- (Φ8.5+5.0*8.6)	1.113.3401.6400
2	3/4"NPT	2 x (5.0*8.6)	25	13	30	N3/4"BR-H2- (5.0*8.6)	1.113.3401.7400
2	3/4"NPT	2 x (6.2*11.5)	25	13	30	N3/4"BR-H2- (6.2*11.5)	1.113.3401.8400

G(PF)型扁孔金屬電纜固定頭
Metal Cable Glands-G(PF) Type for Flat Cable and ASI-Bus Cable

→ G(PF) CE | IP68 | RoHS | REACH

No. of Holes	Thread ⌀D1	No. of Holes X W*L mm	H mm	GL mm	mm	Beisit No.	Article No.
1	G1/2"B	1 x (4.0*12.0)	24	9	24	G12BBRL-H1- (4.0*12.0)	1.113.1201.4500
1	G1/2"B	1 x (6.0*12.6)	24	9	24	G12BBRL-H1- (6.0*12.6)	1.113.1201.5500
1	G1/2"B	1 x (6.6*14)	24	9	24	G12BBR-H1- (6.6*14)	1.113.1231.4500
1	G3/4"	1 x (6.0*14.0)	25	12	30	G3/4"BR-H1- (6.0*14.0)	1.113.3401.9500
1	G3/4"	1 x (7.2*13.0)	25	12	30	G3/4"BR-H1- (7.2*13.0)	1.113.3401.0500
1	G3/4"	1 x (8.0*15.0)	25	12	30	G3/4"BR-H1- (8.0*15.0)	1.113.3401.4500
1	G3/4"	1 x (9.6*18.2)	25	12	30	G3/4"BR-H1- (9.6*18.2)	1.113.3401.5500
1	G1 "	1 x (11.0*22.5)	31	12	40	G1"BR-H1- (11.0*22.5)	1.113.1001.0500
2	G3/4"	2 x (Φ8.5+7*10)	25	12	30	G3/4"BR-H2- (Φ8.5+5.0*8.6)	1.113.3401.6500
2	G3/4"	2 x (5.0*8.6)	25	12	30	G3/4"BR-H2- (5.0*8.6)	1.113.3401.7500
2	G3/4"	2 x (6.2*11.5)	25	12	30	G3/4"BR-H2- (6.2*11.5)	1.113.3401.8500

M型屏蔽金屬電纜固定頭 S型
Metric Type EMC Metal Cable Glands-Spring Type

→ M cULus | cULus | CE | IP68 | RoHS | REACH

材料：	鍍鎳黃銅	Material:	Nickel-plated brass
彈黃材料：	不銹鋼	Spring:	Stainless steel
固定連接組件：	采用UL認可的尼龍材料	Fixture material:	PA (NYLON), UL 94 V-2
防水圈：	硅橡膠	Seal:	Silicone Rubber
O型圈：	硅橡膠	O-Ring:	Silicone Rubber
工作温度：	-40℃至100℃	Working temperature:	-40℃ to 100℃

PROFILE

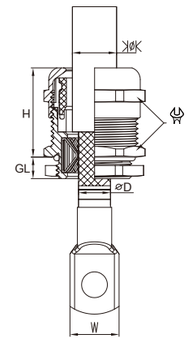

Thread ⌀D1	⌀K mm	⌀D mm	H mm	GL mm	mm	W mm	Beisit No.	Article No.
M 12 x 1.5	3-6.5	3.5-4.5	19	6.5	14	6	M1207BR-EMC-S	1.130.1201.0000
M 12 x 1.5	2-5	3.5-4.5	19	6.5	14	6	M1205BR-EMC-S	1.130.1201.2000
M 16 x 1.5	4-8	3.5-5.5	21	6	17/19	8	M1608BR-EMC-S	1.130.1601.0000
M 16 x 1.5	2-6	3.5-5.5	21	6	17/19	8	M1606BR-EMC-S	1.130.1601.2000
M 16 x 1.5	5-10	3.5-5.5	22	6	20	9	M1610BR-EMC-S	1.130.1631.0000
M 20 x 1.5	6-12	6-11	23	6	22	12	M2012BR-EMC-S	1.130.2001.0000
M 20 x 1.5	5-9	6-11	23	6	22	12	M2009BR-EMC-S	1.130.2001.2000
M 20 x 1.5	10-14	6-11	24	6	24	13	M2014BR-EMC-S	1.130.2031.0000
M 25 x 1.5	13-18	9-14	29	7	30	17	M2518BR-EMC-S	1.130.2501.0000
M 25 x 1.5	9-16	9-14	29	7	30	17	M2516BR-EMC-S	1.130.2501.2000
M 32 x 1.5	18-25	16-19	31	8	40	23	M3225BR-EMC-S	1.130.3201.0000
M 32 x 1.5	13-20	16-19	31	8	40	23	M3220BR-EMC-S	1.130.3201.2000
M 40 x 1.5	22-32	19.5-24	37	8	50	30	M4032BR-EMC-S	1.130.4001.0000
M 40 x 1.5	20-26	19.5-24	37	8	50	30	M4026BR-EMC-S	1.130.4001.2000
M 50 x 1.5	32-38	27.5-33	37	9	57	37	M5038BR-EMC-S	1.130.5001.0000
M 50 x 1.5	25-31	27.5-33	37	9	57	37	M5031BR-EMC-S	1.130.5001.2000
M 63 x 1.5	37-44	31-35	38	10	64/68	44	M6344BR-EMC-S	1.130.6301.0000
M 63 x 1.5	29-35	31-35	38	10	64/68	44	M6335BR-EMC-S	1.130.6301.2000
M 75 x 1.5	48-56	46-53	40	15	81		M7556BR-EMC-S	1.130.7501.0000
M 75 x 1.5	41-48	46-53	40	15	81		M7548BR-EMC-S	1.130.7501.2000
M 85 x 2.0	62-70	60-67	42	15	95		M8570BR-EMC-S	1.130.8501.0000
M 85 x 2.0	54-64	60-67	42	15	95		M8564BR-EMC-S	1.130.8501.2000

專利產品仿冒必究 Patented product.
可爲客户特殊定制 Special Customization is available.

M加長型屏蔽金屬電纜固定頭 S型

Metric-Length Type EMC Metal Cable Glands-Spring Type

→ M-Length | IP68 | RoHS | REACH

材料:	鍍鎳黃銅	Material:	Nickel-plated brass
彈簧材料:	不銹鋼	Spring:	Stainless steel
固定連接組件:	采用UL認可的尼龍材料	Fixture material:	PA (NYLON), UL 94 V-2
防水圈:	硅橡膠	Seal:	Silicone Rubber
O型圈:	硅橡膠	O-Ring:	Silicone Rubber
工作温度:	-40℃至100℃	Working temperature:	-40℃ to 100℃

■ PROFILE

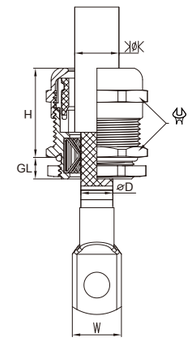

Thread ⌀D1	⌀K mm	⌀D mm	H mm	GL mm	mm	W mm	Beisit No.	Article No.
M 12 x 1.5	3-6.5	3.5-4.5	19	10	14	6	M1207BRL-EMC-S	1.130.1201.0100
M 12 x 1.5	2-5	3.5-4.5	19	10	14	6	M1205BRL-EMC-S	1.130.1201.2100
M 16 x 1.5	4-8	3.5-5.5	21	10	17/19	8	M1608BRL-EMC-S	1.130.1601.0100
M 16 x 1.5	2-6	3.5-5.5	21	10	17/19	8	M1606BRL-EMC-S	1.130.1601.2100
M 16 x 1.5	5-10	3.5-5.5	22	10	20	9	M1610BRL-EMC-S	1.130.1631.0100
M 20 x 1.5	6-12	6-11	23	10	22	12	M2012BRL-EMC-S	1.130.2001.0100
M 20 x 1.5	5-9	6-11	23	10	22	12	M2009BRL-EMC-S	1.130.2001.2100
M 20 x 1.5	10-14	6-11	24	10	24	13	M2014BRL-EMC-S	1.130.2031.0100
M 25 x 1.5	13-18	9-14	29	12	30	17	M2518BRL-EMC-S	1.130.2501.0100
M 25 x 1.5	9-16	9-14	29	12	30	17	M2516BRL-EMC-S	1.130.2501.2100
M 32 x 1.5	18-25	16-19	31	12	40	23	M3225BRL-EMC-S	1.130.3201.0100
M 32 x 1.5	13-20	16-19	31	12	40	23	M3220BRL-EMC-S	1.130.3201.2100
M 40 x 1.5	22-32	19.5-24	37	15	50	30	M4032BRL-EMC-S	1.130.4001.0100
M 40 x 1.5	20-26	19.5-24	37	15	50	30	M4026BRL-EMC-S	1.130.4001.2100
M 50 x 1.5	32-38	27.5-33	37	15	57	37	M5038BRL-EMC-S	1.130.5001.0100
M 50 x 1.5	25-31	27.5-33	37	15	57	37	M5031BRL-EMC-S	1.130.5001.2100
M 63 x 1.5	37-44	31-35	38	15	64/68	44	M6344BRL-EMC-S	1.130.6301.0100
M 63 x 1.5	29-35	31-35	38	15	64/68	44	M6335BRL-EMC-S	1.130.6301.2100
M 75 x 1.5	48-56	46-53	40	20	81		M7556BRL-EMC-S	1.130.7501.0100
M 75 x 1.5	41-48	46-53	40	20	81		M7548BRL-EMC-S	1.130.7501.2100
M 85 x 2.0	62-70	60-67	42	20	95		M8570BRL-EMC-S	1.130.8501.0100
M 85 x 2.0	54-64	60-67	42	20	95		M8564BRL-EMC-S	1.130.8501.2100

專利產品仿冒必究 Patented product.
可爲客户特殊定制 Special Customization is available.

PG型屏蔽金屬電纜固定頭 S型

PG Type EMC Metal Cable Glands-Spring Type

→ PG | IP68 | RoHS | REACH

材料:	鍍鎳黃銅	Material:	Nickel-plated brass
彈簧材料:	不銹鋼	Spring:	Stainless steel
固定連接組件:	采用UL認可的尼龍材料	Fixture material:	PA (NYLON), UL 94 V-2
防水圈:	硅橡膠	Seal:	Silicone Rubber
O型圈:	硅橡膠	O-Ring:	Silicone Rubber
工作温度:	-40℃至100℃	Working temperature:	-40℃ to 100℃

■ PROFILE

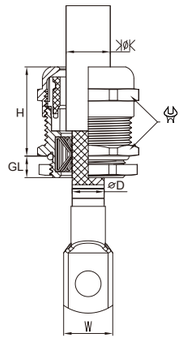

Thread ⌀D1	⌀K mm	⌀D mm	H mm	GL mm	mm	W mm	Beisit No.	Article No.
PG 7	3-6.5	3.5-4.5	19	5	14	6	P0707BR-EMC-S	1.130.0701.0200
PG 7	2-5	3.5-4.5	19	5	14	6	P0705BR-EMC-S	1.130.0701.2200
PG 9	4-8	3.5-5.5	21	6	17	8	P0908BR-EMC-S	1.130.0901.0200
PG 9	2-6	3.5-5.5	21	6	17	8	P0906BR-EMC-S	1.130.0901.2200
PG 11	5-10	3.5-5.5	22	6	20	9	P1110BR-EMC-S	1.130.1101.0200
PG 11	3-7	3.5-5.5	22	6	20	9	P1107BR-EMC-S	1.130.1101.2200
PG 13.5	6-12	6-11	23	6.5	22	12	P13512BR-EMC-S	1.130.1301.0200
PG 13.5	5-9	6-11	23	6.5	22	12	P13509BR-EMC-S	1.130.1301.2200
PG 16	10-14	6-11	24	6.5	24	13	P1614BR-EMC-S	1.130.1601.0200
PG 16	7-12	6-11	24	6.5	24	13	P1612BR-EMC-S	1.130.1601.2200
PG 21	13-18	9-14	29	7	30	17	P2118BR-EMC-S	1.130.2101.0200
PG 21	9-16	9-14	29	7	30	17	P2116BR-EMC-S	1.130.2101.2200
PG 29	18-25	16-19	31	8	40	23	P2925BR-EMC-S	1.130.2901.0200
PG 29	13-20	16-19	31	8	40	23	P2920BR-EMC-S	1.130.2901.2200
PG 36	22-32	19.5-24	37	8	50	30	P3632BR-EMC-S	1.130.3601.0200
PG 36	20-26	19.5-24	37	8	50	30	P3626BR-EMC-S	1.130.3601.2200
PG 42	32-38	27.5-33	37	9	57	37	P4238BR-EMC-S	1.130.4201.0200
PG 42	25-31	27.5-33	37	9	57	37	P4231BR-EMC-S	1.130.4201.2200
PG 48	37-44	31-35	38	10	64	44	P4844BR-EMC-S	1.130.4801.0200
PG 48	29-35	31-35	38	10	64	44	P4835BR-EMC-S	1.130.4801.2200

專利產品仿冒必究 Patented product.
可爲客户特殊定制 Special Customization is available.

PG加長型屏蔽金屬電纜固定頭 S型

PG-Length Type EMC Metal Cable Glands-Spring Type

→ PG-Length

IP68 RoHS REACH

材料:	鍍鎳黃銅	Material:	Nickel-plated brass
彈簧材料:	不銹鋼	Spring:	Stainless steel
固定連接組件:	采用UL認可的尼龍材料	Fixture material:	PA (NYLON), UL 94 V-2
防水圈:	硅橡膠	Seal:	Silicone Rubber
O型圈:	硅橡膠	O-Ring:	Silicone Rubber
工作溫度:	-40℃至100℃	Working temperature:	-40℃ to 100℃

■ PROFILE

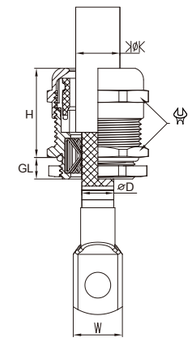

Thread ⌀D1	⌀K mm	⌀D mm	H mm	GL mm	mm	W mm	Beisit No.	Article No.
PG 7	3-6.5	3.5-4.5	19	10	14	6	P0707BRL-EMC-S	1.130.0701.0300
PG 7	2-5	3.5-4.5	19	10	14	6	P0705BRL-EMC-S	1.130.0701.2300
PG 9	4-8	3.5-5.5	21	10	17	8	P0908BRL-EMC-S	1.130.0901.0300
PG 9	2-6	3.5-5.5	21	10	17	8	P0906BRL-EMC-S	1.130.0901.2300
PG 11	5-10	3.5-5.5	22	10	20	9	P1110BRL-EMC-S	1.130.1101.0300
PG 11	3-7	3.5-5.5	22	10	20	9	P1107BRL-EMC-S	1.130.1101.2300
PG 13.5	6-12	6-11	23	10	22	12	P13512BRL-EMC-S	1.130.1301.0300
PG 13.5	5-9	6-11	23	10	22	12	P13509BRL-EMC-S	1.130.1301.2300
PG 16	10-14	6-11	24	10	24	13	P1614BRL-EMC-S	1.130.1601.0300
PG 16	7-12	6-11	24	10	24	13	P1612BRL-EMC-S	1.130.1601.2300
PG 21	13-18	9-14	29	12	30	17	P2118BRL-EMC-S	1.130.2101.0300
PG 21	9-16	9-14	29	12	30	17	P2116BRL-EMC-S	1.130.2101.2300
PG 29	18-25	16-19	31	12	40	23	P2925BRL-EMC-S	1.130.2901.0300
PG 29	13-20	16-19	31	12	40	23	P2920BRL-EMC-S	1.130.2901.2300
PG 36	22-32	19.5-24	37	15	50	30	P3632BRL-EMC-S	1.130.3601.0300
PG 36	20-26	19.5-24	37	15	50	30	P3626BRL-EMC-S	1.130.3601.2300
PG 42	32-38	27.5-33	37	15	57	37	P4238BRL-EMC-S	1.130.4201.0300
PG 42	25-31	27.5-33	37	15	57	37	P4231BRL-EMC-S	1.130.4201.2300
PG 48	37-44	31-35	38	15	64	44	P4844BRL-EMC-S	1.130.4801.0300
PG 48	29-35	31-35	38	15	64	44	P4835BRL-EMC-S	1.130.4801.2300

專利產品仿冒必究 Patented product.
可爲客户特殊定制 Special Customization is available.

NPT型屏蔽金屬電纜固定頭 S型

NPT Type EMC Metal Cable Glands-Spring Type

→ NPT

IP68 RoHS REACH

材料:	鍍鎳黃銅	Material:	Nickel-plated brass
彈簧材料:	不銹鋼	Spring:	Stainless steel
固定連接組件:	采用UL認可的尼龍材料	Fixture material:	PA (NYLON), UL 94 V-2
防水圈:	硅橡膠	Seal:	Silicone Rubber
O型圈:	硅橡膠	O-Ring:	Silicone Rubber
工作溫度:	-40℃至100℃	Working temperature:	-40℃ to 100℃

■ PROFILE

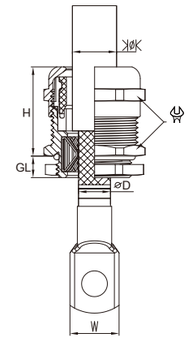

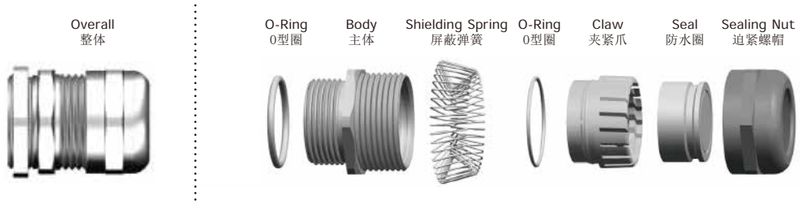

Thread ⌀D1	⌀K mm	⌀D mm	H mm	GL mm	mm	W mm	Beisit No.	Article No.
1/4"NPT	3-6.5	3.5-4.5	19	13	14	6	N1407BR-EMC-S	1.130.1401.0400-0
1/4"NPT	2-5	3.5-4.5	19	13	14	6	N1405BR-EMC-S	1.130.1401.2400-0
3/8"NPT	5-10	3.5-5.5	22	15	20	9	N3810BR-EMC-S	1.130.3801.0400-0
3/8"NPT	3-7	3.5-5.5	22	15	20	9	N3807BR-EMC-S	1.130.3801.2400-0
1/2"NPT	6-12	6-12	23	13	22	12	N1212BR-EMC-S	1.130.1201.0400-0
1/2"NPT	5-9	6-12	23	13	22	12	N1209BR-EMC-S	1.130.1201.2400-0
1/2"NPT/E	10-14	6-12	24	13	24	13	N1214BR-EMC-S	1.130.1231.0400-0
1/2"NPT/E	7-12	6-11	24	13	24	13	N12712BR-EMC-S	1.130.1231.2400-0
3/4"NPT	13-18	9-14	25	13	30	17	N3418BR-EMC-S	1.130.3401.0400-0
3/4"NPT	9-16	9-14	25	13	30	17	N3416BR-EMC-S	1.130.3401.2400-0
1"NPT	18-25	16-19	31	15	40	23	N10025BR-EMC-S	1.130.1001.0400-0
1"NPT	13-20	16-19	31	15	40	23	N10020BR-EMC-S	1.130.1001.2400-0
1-1/4"NPT	18-25	16-19	31	17	40/44	23	N11425BR-EMC-S	1.130.5401.0400-0
1-1/4"NPT	13-20	16-19	31	17	40/44	23	N11420BR-EMC-S	1.130.5401.2400-0
1-1/2"NPT	22-32	19.5-24	37	20	50	30	N11232BR-EMC-S	1.130.3201.0400-0
1-1/2"NPT	20-26	19.5-24	37	20	50	30	N11226BR-EMC-S	1.130.3201.2400-0
2"NPT	37-44	31-35	38	21	64	44	N20044BR-EMC-S	1.130.2001.0400-0
2"NPT	29-35	31-35	38	21	64	44	N20035BR-EMC-S	1.130.2001.2400-0

專利產品仿冒必究 Patented product.

G(PF)型屏蔽金屬電纜固定頭 S型
G(PF) Type EMC Metal Cable Glands-Spring Type

→ G(PF) | IP68 | RoHS | REACH

材料:	鍍鎳黃銅	Material:	Nickel-plated brass
彈簧材料:	不銹鋼	Spring:	Stainless steel
固定連接組件:	采用UL認可的尼龍材料	Fixture material:	PA (NYLON), UL 94 V-2
防水圈:	硅橡膠	Seal:	Silicone Rubber
O型圈:	硅橡膠	O-Ring:	Silicone Rubber
工作温度:	-40℃至100℃	Working temperature:	-40℃ to 100℃

■ PROFILE

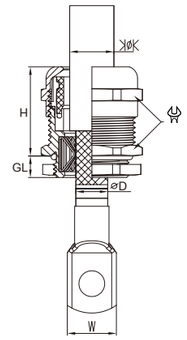

Thread ØD1	Ø mm	Ø D mm	H mm	GL mm	mm	W mm	Beisit No.	Article No.
G(PF)1/4"	3-6.5	3.5-4.5	19	8	14	6	G1407BR-EMC-S	1.130.1401.0500
G(PF)1/4"	2-5	3.5-4.5	19	8	14	6	G1405BR-EMC-S	1.130.1401.2500
G(PF)3/8"	5-10	3.5-5.5	22	9	20	9	G3810BR-EMC-S	1.130.3801.0500
G(PF)3/8"	3-7	3.5-5.5	22	9	20	9	G3807BR-EMC-S	1.130.3801.2500
G(PF)1/2"	10-14	6-12	24	9	24	13	G1214BR-EMC-S	1.130.1201.0500
G(PF)1/2"	7-12	6-12	24	9	24	13	G1212BR-EMC-S	1.130.1201.2500
G(PF)3/4"	13-18	9-14	25	12	30	17	G3418BR-EMC-S	1.130.3401.0500
G(PF)3/4"	9-16	9-14	25	12	30	17	G3416BR-EMC-S	1.130.3401.2500
G(PF)1"	18-25	16-19	31	12	40	23	G10025BR-EMC-S	1.130.1001.0500
G(PF)1"	13-20	16-19	31	12	40	23	G10020BR-EMC-S	1.130.1001.2500
G(PF)1 1/4"	22-32	19.5-24	37	15	50	30	G11432BR-EMC-S	1.130.5401.0500
G(PF)1 1/4"	20-26	19.5-24	37	15	50	30	G11426BR-EMC-S	1.130.5401.2500
G(PF)1 1/2"	32-38	27.5-33	37	15	57	37	G11238BR-EMC-S	1.130.3201.0500
G(PF)1 1/2"	25-31	27.5-33	37	15	57	37	G11231BR-EMC-S	1.130.3201.2500
G(PF)2"	37-44	31-35	38	15	64	44	G20044BR-EMC-S	1.130.2001.0500
G(PF)2"	29-35	31-35	38	15	64	44	G20035BR-EMC-S	1.130.2001.2500

專利產品仿冒必究 Patented product.

M型屏蔽金屬電纜固定頭 S型/新能源汽車專用
Metric Type EMC Metal Cable Gland-Spring Type /NEV Only

→ M | IP68 | RoHS | REACH

材料:	鍍鎳黃銅	Material:	Nickel-plated brass
彈簧材料:	不銹鋼	Spring:	Stainless steel
防水圈:	硅橡膠	Seal:	Silicone Rubber
O型圈:	硅橡膠	O-Ring:	Silicone Rubber
工作温度:	-40℃至100℃	Working temperature:	-40℃ to 100℃

■ PROFILE

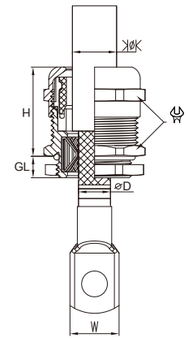

Thread Ø D1	綫纜 mm²	Ø mm	Ø D mm	H mm	GL mm	mm	W mm	Beisit No.	Article No.
M25 x 1.5	25	13-18	9-14	29	7	30	17	M2518BR-EMC-S	1.130.2501.0031
M25 x 1.5	25	9-16	9-14	29	7	30	17	M2516BR-EMC-S	1.130.2501.2031
M25 x 1.5	35	13-18	11-13.5	29	7	30	17	M2518BBR-EMC-S	1.130.2591.4031
M25 x 1.5	35	9-16	11-13.5	29	7	30	17	M2516BBR-EMC-S	1.130.2591.5031
M27 x 2	35	13-18	9-14	29	7	30	17	M2718BR-EMC-S	1.130.2791.0031
M32 x 1.5	35	9-16	9.5-14.5	27	8	30/34	17	M3216BR-EMC-S	8.130.3271.2031
M25 x 1.5	50	14-19	14-18	34	7	30	19	M2519BR-EMC-S	1.130.2571.0041
M25 x 1.5	50	14-19	14-18	34	12	30	19	M2519BRL-EMC-S	1.130.2571.6131
M27 x 2	50	13-18	13-16	43.5	8	30	19	M2718BR-EMC-S-J	8.130.2771.0031
M32 x 1.5	50	14-21	13-20	35	8	34	22	M3222BR-EMC-S-G	1.130.3281.8031
M32 x 1.5	70	13-18	13-18	35	8	34	22	M3218BR-EMC-S-G	1.130.3271.7031
M32 x 1.5	70	14-21	15-20	35	8	34	22	M3221BR-EMC-S	1.130.3271.6031
M32 x 1.5	70	14-21	15.5-20	35	8	34	22	M3222BBR-EMC-S	1.130.3291.7031
M32 x 1.5	70	18-25	16-19	31	8	40	23	M3225BR-EMC-S	1.130.3201.0031
M32 x 1.5	70	13-20	14.5-20	31	8	40	23	M3220BR-EMC-S	1.130.3201.2031
M36 x 2	70	13-20	15-20	35	10	40	22	M3620BBR-EMC-S	8.130.3601.2031

專利產品仿冒必究 Patented product.
可爲客户特殊定制 Special Customization is available.

M型大鎖緊範圍屏蔽金屬電纜固定頭 S型/新能源汽車專用

Metric Type Wide Clamping Range EMC Glands-Spring Type/NEV Only

BEISIT®

→ M

CE | IP68 | RoHS | REACH

材料:	鍍鎳黃銅	Material:	Nickel-plated brass
彈黃材料:	不銹鋼	Spring:	Stainless steel
防水圈:	硅橡膠	Seal:	Silicone Rubber
O型圈:	硅橡膠	O-Ring:	Silicone Rubber
工作溫度:	-40℃至125℃	Working temperature:	-40℃ to 125℃

■ PROFILE

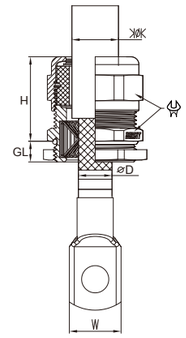

Overall 整体

Lock Nut 六角螺母 | O-Ring 0型圈 | Body 主体 | Shielding Spring 屏蔽弹簧 | Seal 防水圈 | Washer 垫片 | Sealing Nut 迫紧螺帽

Thread ⌀ D1	綫纜 mm²	⌀k mm	⌀D mm	H mm	GL mm	mm	W mm	Beisit No.	Article No.
M25 x 1.5	25	9-16	9.5-14.5	38	7	30	17	M2516BR-EMC-S-WCR	1.132.2501.2031
M25 x 1.5	35	12-18	11-16	38	7	30	19	M2518SBR-EMC-S-WCR	1.132.2501.0041
M25 x 1.5	50	12-18	13-16	38	7	30	19	M2518BR-EMC-S-WCR	1.132.2501.0031
M27 x 2	50	12-18	13-16	45	8	30	19	M2718BR-EMC-S-WCR-D	8.132.2791.0031
M32 x 1.5	50	16-20	13.5-16.5	36	8	34	20	M3222BR-EMC-S-WCR	1.132.3201.0031
M32 x 1.5	50	16-20	12.5-15.5	32	8	34	20	M3222BR-EMC-S-WCR-G	1.132.3291.0031
M33 x 2	50	16-20	13-16	32	10	34/36	20	M3322BR-EMC-S-WCR	1.132.3301.0031
M36 x 2	50	16-20	13-18	35	10	34/40	21	M3620BR-EMC-S-WCR	1.132.3601.0031
M30 x 2	70	16-20	14.5-19.5	36	8	34	22	M3022BR-EMC-S-WCR	1.132.3001.0031
M32 x 1.5	70	17-21	15.5-20	33	8	36	23.5	M3224BR-EMC-S-WCR	8.132.3271.0031
M36 x 2	70	16-20	15-20	35	10	34/40	22	M3620BBR-EMC-S-WCR	1.132.3691.0031
M32 x 1.5	95	20-25	18-25	41	8	40	26.5	M3225BR-EMC-S-WCR	1.132.3201.4031
M36 x 2	95	20-25	18-25	36	10	40	26.5	M3627BR-EMC-S-WCR	1.132.3671.0031
M40 x 1.5	120	20-25	18-25	36	10	40/43	26.5	M4027BR-EMC-S-WCR	1.132.4071.0031
M40 x 1.5	150	22-27	20-32	49	8	50	26.5	M4032BR-EMC-S-WCR	1.140.4061.0011

專利產品仿冒必究 Patented product.
可爲客户特殊定制 Special Customization is available.

M型大鎖緊範圍屏蔽金屬電纜固定頭 S型/新能源汽車專用
Metric Type Wide Clamping Range EMC Glands-Spring Type/NEV Only
BEISIT®
→ M
CE | IP68 | RoHS | REACH
材料: 鍍鎳黃銅 Material: Nickel-plated brass
彈黃材料: 不銹鋼 Spring: Stainless steel
防水圈: 硅橡膠 Seal: Silicone Rubber
O型圈: 硅橡膠 O-Ring: Silicone Rubber
工作溫度: -40℃至125℃ Working temperature: -40℃ to 125℃
■ PROFILE

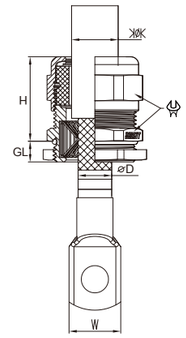

Overall 整体

Lock Nut 六角螺母 | O-Ring 0型圈 | Body 主体 | Shielding Spring 屏蔽弹簧 | Seal 防水圈 | Sealing Nut 迫紧螺帽

Thread ⌀ D1	綫纜 mm²	⌀k mm	⌀D mm	H mm	GL mm	mm	W mm	Beisit No.	Article No.
M25 x 1.5	25	12-15	9-14	27	7	30	17	M2515BR-EMC-S-25	1.132.2591.4011
M25 x 1.5	35	12-15	11-15	27	7	30	19	M2515BR-EMC-S-35	8.130.2571.0011
M25 x 1.5	50	15-18	13-16	27	7	30	19	M2518BR-EMC-S-50	8.130.2501.0011
M32 x 1.5	50	16-18	13-15	26	8	34	22	M3218BR-EMC-S-50	8.130.3219.0011
M32 x 1.5	70	16-20	15.5-20	26.5	8	36	23	M3220BR-EMC-S-70	8.130.3291.4011

專利產品仿冒必究 Patented product.
可爲客户特殊定制 Special Customization is available.

M型多孔屏蔽金屬電纜固定頭
Metric Type Multi-Entry Metal Cable Glands EMC-S type

→ M | CE | IP68 | RoHS | REACH

材料：	鍍鎳黃銅	Material:	Nickel-plated brass
密封圈：	硅橡膠	Sealing:	Silicone Rubber
O型圈：	硅橡膠	O Ring:	Silicone Rubber
工作溫度：	-40℃至125℃	Working temperature:	-40℃ to 125℃

■ PROFILE

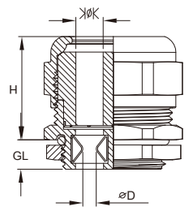

Thread ØD1	ØK mm	ØD mm	H mm	GL mm	SW mm	Beisit No.	Article No.
M25 x 1.5	2x6.5	3.2-5.5	24.5	7	30	BST-M25BR-H2-6.5-EMC	1.135.2501.4011
M25 x 1.5	3x6.5	3.2-5.5	24.5	7	30	BST-M25BR-H3-6.5-EMC	1.135.2501.5011

备注：以上THREAD.Φ.Shield.H.GL.W尺寸可根据客户定制,*表示没有现货
REMARK：Dimension for Thread.Φ.Shield.H.GL.W can be customized， * means Stock is not available

M型屏蔽金屬電纜固定頭 R型
Metric Type EMC Metal Cable Glands-Ring Type

→ M | CE | IP68 | RoHS | REACH

材料：	鍍鎳黃銅	Material:	Nickel-plated brass
防水圈：	丁腈橡膠(可定制耐候橡膠)	Seal:	NBR（EPDM upon request）
O型圈：	耐候橡膠(可定制硅橡膠)	O-Ring:	EPDM（Silicone upon request）
工作溫度：	-40℃至100℃	Working temperature:	-40℃ to 100℃

■ PROFILE

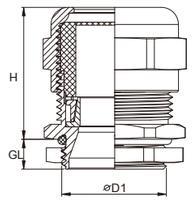

Thread ØD1	ØK mm	H mm	GL mm	mm	Beisit No.	Article No.
M12 x 1.5	3-6.5	23	6.5	17	M1207BR-EMC-R	1.131.1201.0000
M12 x 1.5	2-5	23	6.5	17	M1205BR-EMC-R	1.131.1201.2000
M16 x 1.5	4-8	25	6	20	M1608BR-EMC-R	1.131.1601.0000
M16 x 1.5	2-6	25	6	20	M1606BR-EMC-R	1.131.1601.2000
M16 x 1.5	5-10	25	6	20	M1610BR-EMC-R	1.131.1601.4000
M16 x 1.5	3-7	25	6	20	M1607BR-EMC-R	1.131.1601.5000
M20 x 1.5	6-12	28	6	24	M2012BR-EMC-R	1.131.2001.0000
M20 x 1.5	5-9	28	6	24	M2009BR-EMC-R	1.131.2001.2000
M20 x 1.5	10-14	28	6	24	M2014BR-EMC-R	1.131.2001.4000
M25 x 1.5	13-18	30	7	30	M2518BR-EMC-R	1.131.2501.0000
M25 x 1.5	9-16	30	7	30	M2516BR-EMC-R	1.131.2501.2000
M32 x 1.5	18-21	36	8	34	M3221BR-EMC-R	1.131.3201.0000
M32 x 1.5	13-20	36	8	34	M3220BR-EMC-R	1.131.3201.2000
M40 x 1.5	20-28	39	8	50	M4028BR-EMC-R	1.131.4001.0000
M40 x 1.5	18-26	39	8	50	M4026BR-EMC-R	1.131.4001.2000
M50 x 1.5	30-35.5	41	9	57	M5035BR-EMC-R	1.131.5001.0000
M50 x 1.5	25-31	41	9	57	M5031BR-EMC-R	1.131.5001.2000

M加長型屏蔽金屬電纜固定頭 R型

Metric-Length Type EMC Metal Cable Glands-Ring Type

→ M-Length

CE | IP68 | RoHS | REACH

材料： 鍍鎳黃銅
防水圈： 丁腈橡膠(可定制耐候橡膠)
O型圈： 耐候橡膠(可定制硅橡膠)
工作温度： -40℃至100℃

Material: Nickel-plated brass
Seal: NBR（EPDM upon request)
O-Ring: EPDM （Silicone upon request)
Working temperature: -40℃ to 100℃

■ PROFILE

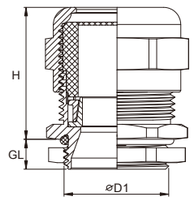



Thread ⌀D1	⌀ mm	H mm	GL mm	mm	Beisit No.	Article No.
M12 x 1.5	3-6.5	23	10	17	M1207BRL-EMC-R	1.131.1201.0100
M12 x 1.5	2-5	23	10	17	M1205BRL-EMC-R	1.131.1201.2100
M16 x 1.5	4-8	25	10	20	M1608BRL-EMC-R	1.131.1601.0100
M16 x 1.5	2-6	25	10	20	M1606BRL-EMC-R	1.131.1601.2100
M16 x 1.5	5-10	25	10	20	M1610BRL-EMC-R	1.131.1601.4100
M16 x 1.5	3-7	25	10	20	M1607BRL-EMC-R	1.131.1601.5100
M20 x 1.5	6-12	28	10	24	M2012BRL-EMC-R	1.131.2001.0100
M20 x 1.5	5-9	28	10	24	M2009BRL-EMC-R	1.131.2001.2100
M20 x 1.5	10-14	28	10	24	M2014BRL-EMC-R	1.131.2001.4100
M25 x 1.5	13-18	30	12	30	M2518BRL-EMC-R	1.131.2501.0100
M25 x 1.5	9-16	30	12	30	M2516BRL-EMC-R	1.131.2501.2100
M32 x 1.5	18-21	36	12	34	M3221BRL-EMC-R	1.131.3201.0100
M32 x 1.5	13-20	36	12	34	M3220BRL-EMC-R	1.131.3201.2100
M40 x 1.5	20-28	39	15	50	M4028BRL-EMC-R	1.131.4001.0100
M40 x 1.5	18-26	39	15	50	M4026BRL-EMC-R	1.131.4001.2100
M50 x 1.5	30-35.5	41	15	57	M5035BRL-EMC-R	1.131.5001.0100
M50 x 1.5	25-31	41	15	57	M5031BRL-EMC-R	1.131.5001.2100

PG型屏蔽金屬電纜固定頭 R型

PG Type EMC Metal Cable Glands-Ring Type

→ PG

CE | IP68 | RoHS | REACH

材料： 鍍鎳黃銅
防水圈： 丁腈橡膠(可定制耐候橡膠)
O型圈： 耐候橡膠(可定制硅橡膠)
工作温度： -40℃至100℃

Material: Nickel-plated brass
Seal: NBR（EPDM upon request)
O-Ring: EPDM （Silicone upon request)
Working temperature: -40℃ to 100℃

■ PROFILE

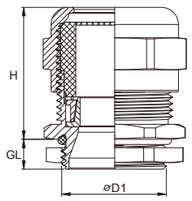

Thread ⌀D1	⌀ mm	H mm	GL mm	mm	Beisit No.	Article No.
PG 7	3-6.5	23	6.5	17	P707BR-EMC-R	1.131.0701.0200
PG 7	2-5	23	6.5	17	P705BR-EMC-R	1.131.0701.2200
PG 9	4-8	25	6	20	P908BR-EMC-R	1.131.0901.0200
PG 9	2-6	25	6	20	P906BR-EMC-R	1.131.0901.2200
PG 11	5-10	25	6	20	P1110BR-EMC-R	1.131.1101.0200
PG 11	3-7	25	6	20	P1107BR-EMC-R	1.131.1101.2200
PG 13.5	6-12	28	6	24	P13512BR-EMC-R	1.131.1311.0200
PG 13.5	5-9	28	6	24	P13509BR-EMC-R	1.131.1311.2200
PG 16	10-14	28	6	24	P1614BR-EMC-R	1.131.1601.0200
PG 16	7-12	28	6	24	P1612BR-EMC-R	1.131.1601.2200
PG 21	13-18	30	7	30	P2118BR-EMC-R	1.131.2101.0200
PG 21	9-16	30	7	30	P2116BR-EMC-R	1.131.2101.2200
PG 29	18-21	36	8	34	P2921BR-EMC-R	1.131.2901.0200
PG 29	13-20	36	8	34	P2920BR-EMC-R	1.131.2901.2200
PG 36	20-28	39	8	50	P3628BR-EMC-R	1.131.3601.0200
PG 36	18-26	39	8	50	P3626BR-EMC-R	1.131.3601.2200
PG 42	30-35.5	41	9	57	P4235BR-EMC-R	1.131.4201.0200
PG 42	25-31	41	9	57	P4231BR-EMC-R	1.131.4201.2200

PG加長型屏蔽金屬電纜固定頭 R型

PG-Length Type EMC Metal Cable Glands-Ring Type

→ PG-Length CE IP68 RoHS REACH

材料： 鍍鎳黃銅
防水圈： 丁腈橡膠(可定制耐候橡膠)
O型圈： 耐候橡膠(可定制硅橡膠)
工作溫度： -40℃至100℃

Material: Nickel-plated brass
Seal: NBR（EPDM upon request)
O-Ring: EPDM （Silicone upon request)
Working temperature: -40℃ to 100℃

PROFILE

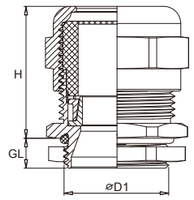

Thread ⌀D1	⌀k mm	H mm	GL mm	mm	Beisit No.	Article No.
PG 7	3-6.5	23	10	17	P707BRL-EMC-R	1.131.0701.0300
PG 7	2-5	23	10	17	P705BRL-EMC-R	1.131.0701.2300
PG 9	4-8	25	10	20	P908BRL-EMC-R	1.131.0901.0300
PG 9	2-6	25	10	20	P906BRL-EMC-R	1.131.0901.2300
PG 11	5-10	25	10	20	P1110BRL-EMC-R	1.131.1101.0300
PG 11	3-7	25	10	20	P1107BRL-EMC-R	1.131.1101.2300
PG 13.5	6-12	28	10	24	P13512BRL-EMC-R	1.131.1311.0300
PG 13.5	5-9	28	10	24	P13509BRL-EMC-R	1.131.1311.2300
PG 16	10-14	28	10	24	P1614BRL-EMC-R	1.131.1601.0300
PG 16	7-12	28	10	24	P1612BRL-EMC-R	1.131.1601.2300
PG 21	13-18	30	12	30	P2118BRL-EMC-R	1.131.2101.0300
PG 21	9-16	30	12	30	P2116BRL-EMC-R	1.131.2101.2300
PG 29	18-21	36	12	34	P2921BRL-EMC-R	1.131.2901.0300
PG 29	13-20	36	12	34	P2920BRL-EMC-R	1.131.2901.2300
PG 36	20-28	39	15	50	P3628BRL-EMC-R	1.131.3601.0300
PG 36	18-26	39	15	50	P3626BRL-EMC-R	1.131.3601.2300
PG 42	30-35.5	41	15	57	P4235BRL-EMC-R	1.131.4201.0300
PG 42	25-31	41	15	57	P4231BRL-EMC-R	1.131.4201.2300

NPT型屏蔽金屬電纜固定頭 R型

NPT Type EMC Metal Cable Glands-Ring Type

→ NPT CE IP68/IP69K RoHS REACH

材料： 鍍鎳黃銅
防水圈： 丁腈橡膠(可定制耐候橡膠)
O型圈： 耐候橡膠(可定制硅橡膠)
工作溫度： -40℃至100℃

Material: Nickel-plated brass
Seal: NBR（EPDM upon request)
O-Ring: EPDM （Silicone upon request)
Working temperature: -40℃ to 100℃

PROFILE

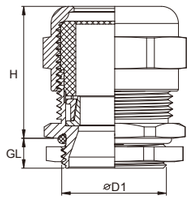

Thread ⌀D1	⌀k mm	H mm	GL mm	mm	Beisit No.	Article No.
1/4"NPT	3-6.5	18	13	17	N1407BR-EMC-R	1.131.1401.0400
1/4"NPT	2-5	18	13	17	N1405BR-EMC-R	1.131.1401.2400
3/8"NPT	5-10	21	15	20	N3810BR-EMC-R	1.131.3801.0400
3/8"NPT	3-7	21	15	20	N3807BR-EMC-R	1.131.3801.2400
1/2"NPT	6-12	23	13	22	N12612BR-EMC-R	1.131.1201.0400
1/2"NPT	5-9	23	13	22	N1209BR-EMC-R	1.131.1201.2400
1/2"NPT/E	10-14	24	13	24	N1214BR-EMC-R	1.131.1231.0400
1/2"NPT/E	7-12	24	13	24	N12712BR-EMC-R	1.131.1231.2400
3/4"NPT	13-18	25	13	30	N3418BR-EMC-R	1.131.3401.0400
3/4"NPT	9-16	25	13	30	N3416BR-EMC-R	1.131.3401.2400
1"NPT	18-21	29	15	40	N10021BR-EMC-R	1.131.1001.0400
1"NPT	13-20	29	15	40	N10020BR-EMC-R	1.131.1001.2400
1-1/4"NPT	18-21	31	17	44	N11421BR-EMC-R	1.131.5401.0400
1-1/4"NPT	13-20	31	17	44	N11420BR-EMC-R	1.131.5401.2400
1-1/2"NPT	20-28	37	20	50	N11228BR-EMC-R	1.131.3201.0400
1-1/2"NPT	18-26	37	20	50	N11226BR-EMC-R	1.131.3201.2400
2"NPT	30-35.5	40	21	64	N20035BR-EMC-R	1.131.2001.0400
2"NPT	25-31	40	21	64	N20031BR-EMC-R	1.131.2001.2400

G(PF)型屏蔽金屬電纜固定頭 R型

G(PF) Type EMC Metal Cable Glands-Ring Type

BEISIT®

→ G(PF) CE | IP68 | RoHS | REACH

材料：	鍍鎳黃銅	Material:	Nickel-plated brass
防水圈：	丁腈橡膠(可定制耐候橡膠)	Seal:	NBR（EPDM upon request）
O型圈：	耐候橡膠(可定制硅橡膠)	O-Ring:	EPDM（Silicone upon request）
工作溫度：	-40℃至100℃	Working temperature:	-40℃ to 100℃

■ PROFILE

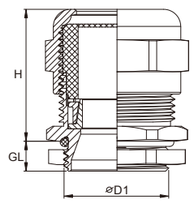

Thread ØD1	⌀ mm	H mm	GL mm	mm	Beisit No.	Article No.
G(PF)1/4"	3-6.5	23	8	14	G1407BR-EMC-R	1.131.1401.0500
G(PF)1/4"	2-5	23	8	14	G1405BR-EMC-R	1.131.1401.2500
G(PF)3/8"	5-10	25	9	20	G3810BR-EMC-R	1.131.3801.0500
G(PF)3/8"	3-7	25	9	20	G3807BR-EMC-R	1.131.3801.2500
G(PF)1/2"	10-14	28	9	24	G1214BR-EMC-R	1.131.1201.0500
G(PF)1/2"	7-12	28	9	24	G1212BR-EMC-R	1.131.1201.2500
G(PF)3/4"	13-18	30	12	30	G3418BR-EMC-R	1.131.3401.0500
G(PF)3/4"	9-16	30	12	30	G3416BR-EMC-R	1.131.3401.2500
G(PF)1"	18-21	36	12	40	G10021BR-EMC-R	1.131.1001.0500
G(PF)1"	13-20	36	12	40	G10020BR-EMC-R	1.131.1001.2500
G(PF)1 1/4"	20-28	39	15	50	G11428BR-EMC-R	1.131.5401.0500
G(PF)1 1/4"	18-26	39	15	50	G11426BR-EMC-R	1.131.5401.2500
G(PF)1 1/2"	30-35.5	41	15	57	G11235BR-EMC-R	1.131.3201.0500
G(PF)1 1/2"	25-31	41	15	57	G11231BR-EMC-R	1.131.3201.2500

M復合型電纜固定頭

Metric Type Composite Cable Glands

BEISIT®

→ M CE | IP68 | RoHS | REACH

材料：	采用UL認可的尼龍材料 黃銅鍍鎳	Material:	PA (NYLON), UL 94 V-2 Nickel-plated brass
防水圈：	硅橡膠	Seal:	Silicone Rubber
O型圈：	硅橡膠	O-Ring:	Silicone Rubber
工作溫度：	-40℃至125℃	Working temperature:	-40℃ to125℃
顏色種類：	灰色、黑色， 其他顏色可定做	Color:	Grey(RAL7035), Black(RAL9005), other colors customized.
材料種類：	V0或F1可定做	Material options:	V0, or F1 can be offered upon request.

■ PROFILE

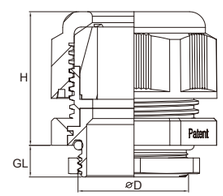

Thread ØD1	⌀ mm	H mm	GL mm	mm	Beisit No. RAL9005 •	Article No.
* M12 x 1.5	4-6.5	21	6.5	19	BST-M1207B-BRT	1.116.1203.0011
* M12 x 1.5	3-5	21	6.5	19	BST-M1205B-BRT	1.116.1203.2011
* M16 x 1.5	8-10	25	6	22	BST-M1610B-BRT	1.116.1633.0011
* M16 x 1.5	6-8	25	6	22	BST-M1608B-BRT	1.116.1633.2011
M20 x 1.5	12-14	29	6	27	BST-M2014B-BRT	1.116.2033.0011
M20 x 1.5	10-12	29	6	27	BST-M2012B-BRT	1.116.2033.2011
M25 x 1.5	16-18	32	7	33	BST-M2518B-BRT	1.116.2503.0011
M25 x 1.5	13-16	32	7	33	BST-M2516B-BRT	1.116.2503.2011
M32 x 1.5	21-25	39	8	42	BST-M3225B-BRT	1.116.3203.0011
M32 x 1.5	17-21	39	8	42	BST-M3221B-BRT	1.116.3203.2011
M32 x 1.5	14-18	39	8	42	BST-M3218B-BRT	1.116.3273.0011
* M40 x 1.5	26-32	45	8	53	BST-M4032B-BRT	1.116.4003.0011
* M40 x 1.5	22-26	45	8	53	BST-M4026B-BRT	1.116.4003.2011
* M50 x 1.5	34-38	48	9	60	BST-M5038B-BRT	1.116.5003.0011
* M50 x 1.5	27-31	48	9	60	BST-M5031B-BRT	1.116.5003.2011
* M63 x 1.5	39-44	49	10	68	BST-M6344B-BRT	1.116.6303.0011
* M63 x 1.5	30-35	49	10	68	BST-M6335B-BRT	1.116.6303.2011

备注：以上THREAD.Φ.Shield.H.GL.W尺寸可根据客户定制,*表示没有现货
REMARK：Dimension for Thread.Φ.Shield.H.GL.W can be customized， * means Stock is not available

M復合型屏蔽電纜固定頭
Metric Type Composite EMC Cable Glands-S Type

→ M CE | IP68 | RoHS | REACH

材料： 采用UL認可的尼龍材料
黃銅鍍鎳
防水圈： 硅橡膠
O型圈： 硅橡膠
工作溫度： -40℃至125℃
顏色種類： 灰色、黑色，
其他顏色可定做
材料種類： V0或F1可定做

Material: PA (NYLON), UL 94 V-2
Nickel-plated brass
Seal: Silicone Rubber
O-Ring: Silicone Rubber
Working temperature: -40℃ to125℃
Color: Grey(RAL7035), Black(RAL9005), other colors customized.
Material options: V0, or F1 can be offered upon request.

PROFILE

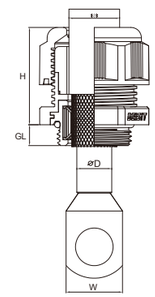

Thread ØD1	ØK mm	ØD mm	H mm	GL mm	Φ mm	W mm	Beisit No. RAL9005	Article No.
* M12 x 1.5	4-6.5	3.5-4.5	21	6.5	19	6	BST-M1207B-BRT-EMC-S	1.134.1203.0011
* M12 x 1.5	3-5	3.5-4.5	21	6.5	19	6	BST-M1205B-BRT-EMC-S	1.134.1203.2011
* M16 x 1.5	8-10	3.5-5.5	25	6	22	9	BST-M1610B-BRT-EMC-S	1.134.1633.0011
* M16 x 1.5	6-8	3.5-5.5	25	6	22	8	BST-M1608B-BRT-EMC-S	1.134.1633.2011
M20 x 1.5	12-14	6-11	29	6	27	13	BST-M2014B-BRT-EMC-S	1.134.2033.0011
M20 x 1.5	10-12	6-11	29	6	27	12	BST-M2012B-BRT-EMC-S	1.134.2033.2011
M25 x 1.5	15-18	9-14	32	7	33	17	BST-M2518B-BRT-EMC-S	1.134.2503.0011
M25 x 1.5	13-16	9-14	32	7	33	17	BST-M2516B-BRT-EMC-S	1.134.2503.2011
M25 x 1.5	15-18	11-13.5	32	7	33	17	BST-M2518BB-BRT-EMC-S	1.134.2583.0011
M25 x 1.5	13-16	11-13.5	32	7	33	17	BST-M2516BB-BRT-EMC-S	1.134.2583.2011
M25 x 1.5	15-18	14-18	32	7	33	19	BST-M2519B-BRT-EMC-S	1.134.2573.0011
M32 x 1.5	14-18	9.5-14.5	39	8	42	23	BST-M3218B-BRT-EMC-S	1.134.3293.2011
M32 x 1.5	17-21	13-20	39	8	42	23	BST-M3222B-BRT-EMC-S	1.134.3273.0011
M32 x 1.5	17-21	15.5-20	39	8	42	23	BST-M3222BB-BRT-EMC-S	1.134.3283.0011
M32 x 1.5	21-25	14.5-20	39	8	42	23	BST-M3225B-BRT-EMC-S	1.134.3203.0011
M32 x 1.5	17-21	14.5-20	39	8	42	23	BST-M3221B-BRT-EMC-S	1.134.3203.2011
M36 x 2.0	17-21	15-20	39	10	42	23	BST-M3621B-BRT-EMC-S	1.134.3603.0011
* M40 x 1.5	26-32	24-30	45	8	53	30	BST-M4032B-BRT-EMC-S	1.134.4003.0011
* M40 x 1.5	22-26	24-30	45	8	53	30	BST-M4026B-BRT-EMC-S	1.134.4003.2011
* M50 x 1.5	34-38	28-35	48	9	60	37	BST-M5038B-BRT-EMC-S	1.134.5003.0011
* M50 x 1.5	27-31	28-35	48	9	60	37	BST-M5031B-BRT-EMC-S	1.134.5003.2011
* M63 x 1.5	39-44	33-41	49	10	68	44	BST-M6344B-BRT-EMC-S	1.134.6303.0011
* M63 x 1.5	30-35	33-41	49	10	68	44	BST-M6335B-BRT-EMC-S	1.134.6303.2011

备注：以上THREAD.Φ.Shield.H.GL.W尺寸可根据客户定制,*表示没有现货
REMARK：Dimension for Thread.Φ.Shield.H.GL.W can be customized， * means Stock is not available

大鎖緊範圍金屬電纜固定頭
Metric/PG Type Metal Cable Glands With Wide Clamping Range

→ M/PG cULus | IP68 | RoHS | REACH

材料： 鍍鎳黃銅
防水圈： 硅橡膠(可定制耐候橡膠)
O型圈： 耐候橡膠(可定制硅橡膠)
工作溫度： -40℃至125℃

Material: Nickel-plated brass
Spring: Silicone（EPDM upon request)
O-Ring: EPDM（Silicone upon request)
Working temperature: -40℃ to 125℃

PROFILE

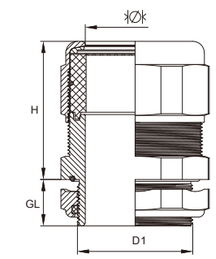

Thread ØD1	ØK mm	H mm	GL mm	Φ mm	Beisit No.	Article No.
M20 x 1.5	11-14	28	6	24	M201114BR-WCR	1.140.2001.1011
M20 x 1.5	5-14	35	10	30	M2014BR-WCR	1.140.2081.1011
M20 x 1.5	9-16	35	10	30	M2016BR-WCR	1.140.2061.3011
M25 x 1.5	9-16	35	7	30	M2516BR-WCR	1.140.2501.3011
M25 x 1.5	13-18	35	7	30	M2518BR-WCR	1.140.2501.1011
M32 x 1.5	16-20	36	8	34	M3220BR-WCR	1.140.3201.3011
M32 x 1.5	17-21	32.5	8	36	M3221BR-WCR	1.140.3271.1011
M32 x 1.5	15-25	46	15	40	M3225BR-WCR	1.140.3291.1011
M32 x 1.5	25-28	34	8	40	M3228BR-WCR	1.140.3291.0011
M40 x 1.5	20-32	49	15	50	M4032BR-WCR	1.140.4061.1011
M50 x 1.5	20-35	60	20	60	M5035BR-WCR	1.140.5001.1011
M50 x 1.5	26-42.3	60	20	60	M5043BR-WCR	1.140.5091.1011
M63 x 1.5	35-50	60	20	68	M6350BR-WCR	1.140.6301.1011
M85 x 2	54-64	62	15	95	M8564BR-WCR	1.140.8501.0011
PG 16	11-14	28	6	24	P161114BR-WCR	1.140.1601.1211
PG 16	5-14	35	10	30	P1614BR-WCR	1.140.1671.1211
PG 16	9-16	35	10	30	P1616BR-WCR	1.140.1601.3211
PG 21	9-16	35	7	30	P2116BR-WCR	1.140.2101.3211
PG 21	13-18	35	7	30	P2118BR-WCR	1.140.2101.1211
PG 29	15-25	46	15	40	P2927BR-WCR	1.140.2901.1211
PG 36	20-32	49	15	50	P3632BR-WCR	1.140.3601.1211
PG 42	20-35	60	20	60	P4235BR-WCR	1.140.4271.1211
PG 42	26-42.3	60	20	60	P4243BR-WCR	1.140.4201.1211
PG 42	28-45	61	20	64	P4245BR-WCR	1.140.4201.0211
PG 48	35-50	60	20	68	P4850BR-WCR	1.140.4801.1211

專利產品仿冒必究 Patented product. 可爲客户特殊定制 Special Customization is available. 六角螺母可互換無止退結構

雙鎖緊金屬電纜固定頭
Metric/PG Type Brass Cable Glands With Centric Strain Relief

→ M/PG CE | IP68 | RoHS | REACH

材料：	鍍鎳黃銅	Material:	Nickel-plated brass
防水圈：	耐候橡膠，硅膠	Seal:	EPDM, Silicone
O型圈：	耐候橡膠	O-Ring:	EPDM
工作溫度：	-40℃至125℃	Working temperature:	-40℃ to 125℃

■ PROFILE

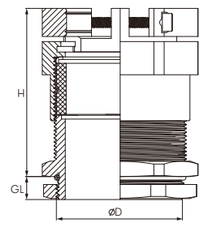



Thread ØD1	⌀ mm	H mm	GL mm	mm	Beisit No.	Article No.
M25 x 1.5	9-16	45	7	30	M2516BR-CSR	1.150.2501.2000
M25 x 1.5	13-18	45	7	30	M2518BR-CSR	1.150.2501.0000
M32 x 1.5	16-20	46	8	34	M3220BR-CSR	1.150.3201.2000
M32 x 1.5	17-21	42.5	8	36	M3221BR-CSR	1.150.3271.0000
M32 x 1.5	15-25	56	15	40	M3225BR-CSR	1.150.3201.0000
M40 x 1.5	20-32	59	15	50	M4032BR-CSR	1.150.1001.0000
M50 x 1.5	20-35	70	20	60	M5035BR-CSR	1.150.5001.2000
M50 x 1.5	32-36	58	13	57/60	M5036BR-CSR	1.151.5001.2031
M50 x 1.5	35-39	58	13	57/60	M5039BR-CSR	1.151.5031.2031
M50 x 1.5	26-42.3	70	20	60	M5043BR-CSR	1.150.5001.0000
M63 x 1.5	35-50	70	20	68	M6350BR-CSR	1.150.6301.0000
PG 21	9-16	45	7	30	P2116BR-CSR	1.150.2101.2200
PG 21	13-18	45	7	30	P2118BR-CSR	1.150.2101.0200
PG 29	15-25	56	15	40	P2927BR-CSR	1.150.2901.0200
PG 36	20-32	59	15	50	P3632BR-CSR	1.150.3601.0200
PG 42	20-35	70	20	60	P4235BR-CSR	1.150.4201.2200
PG 42	26-42.3	70	20	60	P4243BR-CSR	1.150.4201.0200
PG 48	35-50	70	20	68	P4850BR-CSR	1.150.4801.0200

專利產品仿冒必究 Patented product. 可爲客户特殊定制 Special Customization is available.

M型防折彎金屬電纜固定頭
Metric Type Metal Cable Glands with Bend-protection

→ M CE | IP68 | RoHS | REACH

材料：	鍍鎳黃銅	Material:	Nickel-plated brass
固定連接組件：	采用UL認可的尼龍材料	Fixture material:	PA (NYLON), UL 94 V-2
防水圈：	丁腈橡膠（可選EPDM，硅橡膠，TPV等）	Seal:	NBR (optional material EPDM, Silicone Rubber , TPV)
O型圈：	EPDM（可選硅橡膠，TPV，氟橡膠等）	O-Ring:	EPDM (optional material, Silicone Rubber, TPV,FPM)
工作溫度：	-40℃至100℃	Working temperature:	-40℃ to 100℃

如需其他材料，請垂詢！Other material upon request.
O型圈默認預裝！ All O rings are pre-assembled as standard.

■ PROFILE

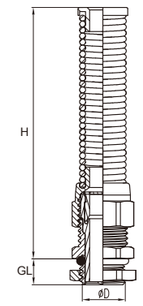

Thread ØD1	⌀ mm	H mm	GL mm	mm	Beisit No.	Article No.
M12 x 1.5	3-6.5	55	6.5	14	M1207BRSR	1.111.1201.0000
M12 x 1.5	2-5	55	6.5	14	M1205BRSR	1.111.1201.2000
M16 x 1.5	4-8	66	6	17/19	M1608BRSR	1.111.1601.0000
M16 x 1.5	2-6	66	6	17/19	M1606BRSR	1.111.1601.2000
M16 x 1.5	5-10	77	6	20	M1610BRSR	1.111.1631.0000
M20 x 1.5	6-12	88	6	22	M2012BRSR	1.111.2001.0000
M20 x 1.5	5-9	88	6	22	M2009BRSR	1.111.2001.2000
M20 x 1.5	10-14	98	6	24	M2014BRSR	1.111.2031.0000
M25 x 1.5	13-18	111	7	30	M2518BRSR	1.111.2501.0000
M25 x 1.5	9-16	111	7	30	M2516BRSR	1.111.2501.2000
M32 x 1.5	18-25	133	8	40	M3225BRSR	1.111.3201.0000
M32 x 1.5	13-20	133	8	40	M3220BRSR	1.111.3201.2000
M40 x 1.5	22-32	133	8	50	M4032BRSR	1.111.4001.0000
M40 x 1.5	20-26	133	8	50	M4026BRSR	1.111.4001.2000
M50 x 1.5	32-38	144	9	57	M5038BRSR	1.111.5001.0000
M50 x 1.5	25-31	144	9	57	M5031BRSR	1.111.5001.2000
M63 x 1.5	37-44	144	10	64/68	M6344BRSR	1.111.6301.0000
M63 x 1.5	29-35	144	10	64/68	M6335BRSR	1.111.6301.2000

PG型防折彎金屬電纜固定頭

PG Type Metal Cable Glands with Bend-protection

BEISIT®

→ PG

CE | IP68 | RoHS | REACH

材料：	鍍鎳黃銅	Material:	Nickel-plated brass
固定連接組件：	采用UL認可的尼龍材料	Fixture material:	PA (NYLON), UL 94 V-2
防水圈：	丁腈橡膠（可選EPDM，硅橡膠，TPV等）	Seal:	NBR (optional material EPDM, Silicone Rubber , TPV)
O型圈：	EPDM（可選硅橡膠，TPV，氟橡膠等）	O-Ring:	EPDM (optional material, Silicone Rubber, TPV,FPM)
工作溫度：	-40℃至100℃	Working temperature:	-40℃ to 100℃

如需其他材料，請垂詢！Other material upon request.
O型圈默認預裝！ All O rings are pre-assembled as standard.

■ PROFILE

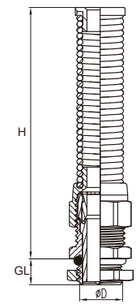

Thread ØD1	mm	H mm	GL mm	mm	Beisit No.	Article No.
PG 7	3-6.5	55	5	14	P0707BRSR	1.111.0701.0200
PG 7	2-5	55	5	14	P0705BRSR	1.111.0701.2200
PG 9	4-8	66	6	17	P0908BRSR	1.111.0901.0200
PG 9	2-6	66	6	17	P0906BRSR	1.111.0901.2200
PG 11	5-10	77	6	20	P1110BRSR	1.111.1101.0200
PG 13.5	6-12	88	6.5	22	P13512BRSR	1.111.1301.0200
PG 13.5	5-9	88	6.5	22	P13509BRSR	1.111.1301.2200
PG 16	10-14	98	6.5	24	P1614BRSR	1.111.1601.0200
PG 21	13-18	111	7	30	P2118BRSR	1.111.2101.0200
PG 21	9-16	111	7	30	P2116BRSR	1.111.2101.2200
PG 29	18-25	133	8	40	P2925BRSR	1.111.2901.0200
PG 29	13-20	133	8	40	P2920BRSR	1.111.2901.2200
PG 36	22-32	133	8	50	P3632BRSR	1.111.3601.0200
PG 36	20-26	133	8	50	P3626BRSR	1.111.3601.2200
PG 42	32-38	144	9	57	P4238BRSR	1.111.4201.0200
PG 42	25-31	144	9	57	P4231BRSR	1.111.4201.2200
PG 48	37-44	144	10	64	P4844BRSR	1.111.4801.0200
PG 48	29-35	144	10	64	P4835BRSR	1.111.4801.2200

M型雙鎖緊防折彎金屬電纜固定頭

Metric Type Metal Cable Glands with Bend-protection and Centric Strain Relief

BEISIT®

→ M

CE | IP68 | RoHS | REACH

材料：	鍍鎳黃銅	Material:	Nickel-plated brass
防水圈：	硅橡膠（可定制耐候橡膠）	Seal:	Silicone(EPDM upon request)
O型圈：	硅橡膠（可定制耐候橡膠）	O-Ring:	Silicone,(EPDM upon request)
工作溫度：	-40℃至125℃	Working temperature:	-40℃ to 125℃

如需其他材料，請垂詢！Other material upon request.
O型圈默認預裝！ All O rings are pre-assembled as standard.

■ PROFILE

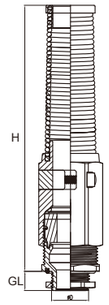

Thread ØD1	mm	H mm	GL mm	mm	Beisit No.	Article No.
M20 x 1.5	5-14	138	10	30	M2014BRSR-CSR	1.152.2001.1011
M25 x 1.5	9-16	138	7	30	M2516BRSR-CSR	1.152.2501.1011
M25 x 1.5	13-18	138	7	30	M2518BRSR-CSR	1.152.2501.3011
M32 x 1.5	17-21	155	8	36	M3221BRSR-CSR	1.152.3201.1011
M32 x 1.5	15-25	160	15	40	M3225BRSR-CSR	1.152.3201.3011
M40 x 1.5	20-32	170	15	50	M4032BRSR-CSR	1.152.4001.1011
M50 x 1.5	20-35	200	20	60	M5035BRSR-CSR	1.152.5001.1011
M50 x 1.5	26-42.3	200	20	60	M5043BRSR-CSR	1.152.5001.3011
M63 x 1.5	35-50	210	20	70	M6350BRSR-CSR	1.152.6301.1011

Technical Appendix
Standard Industrial
Multi-Entry
EMC
Special Applications
Ex e
Accessories
Conduit System
Enclosure System

PG型雙鎖緊防折彎金屬電纜固定頭

PG Type Metal Cable Glands with Bend-protection and Centric Strain Relief

BEISIT®

→ PG

CE | IP68 | RoHS | REACH

材料：	鍍鎳黃銅	Material:	Nickel-plated brass
防水圈：	硅橡膠（可定制耐候橡膠）	Seal:	Silicone(EPDM upon request)
O型圈：	硅橡膠（可定制耐候橡膠）	O-Ring:	Silicone,(EPDM upon request)
工作溫度：	-40℃至125℃	Working temperature:	-40℃ to 125℃

如需其他材料，請垂詢！Other material upon request.
O型圈默認預裝！ All O rings are pre-assembled as standard.

■ PROFILE

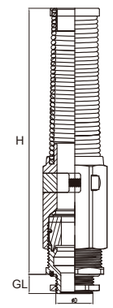

Thread ⌀D1	⌀D mm	H mm	GL mm	mm	Beisit No.	Article No.
PG 16	5-14	138	10	30	P1614BRSR-CSR	1.152.1601.1211
PG 21	9-16	138	7	30	P2116BRSR-CSR	1.152.2101.1211
PG 21	13-18	138	7	30	P2118BRSR-CSR	1.152.2101.3211
PG 29	15-25	160	15	40	P2927BRSR-CSR	1.152.2901.3211
PG 36	20-32	170	15	50	P3632BRSR-CSR	1.152.3601.1211
PG 42	20-35	200	20	60	P4235BRSR-CSR	1.152.4201.1211
PG 42	26-42.3	200	20	60	P4243BRSR-CSR	1.152.4201.3211
PG 48	35-50	210	20	70	P4850BRSR-CSR	1.152.4801.1211

填料函

Stuffing Glands

BEISIT®

→ M

CE | IP68 | RoHS

材料：	鍍鎳黃銅	Material:	Nickel-plated brass
防水圈：	硅橡膠	Seal:	Silicone Rubber
O型圈：	硅橡膠	O-Ring:	Silicone Rubber
工作溫度：	-40℃至125℃	Working temperature:	-40℃ to 125℃

■ PROFILE

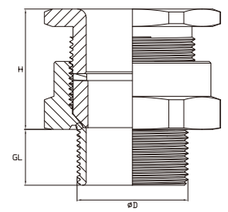

Thread ⌀D1	⌀D mm	H mm	GL mm	mm	Beisit No.	Article No.
M16x1.5	3-8	30	15	24	M1608BR-SB	1.117.1601.0111
M20x1.5	3-8	30	15	27	M2008BR-SB	1.117.2001.0111
M20x1.5	6-12	30	15	27	M2012BR-SB	1.117.2001.5111
M20x1.5	9-14	30	15	27	M2014BR-SB	1.117.2001.6111
M25x1.5	14-20	39	15	36	M2520BR-SB	1.117.2501.0111
M32x1.5	20-26.5	31	15	41	M3227BR-SB	1.117.3201.0111
M40x1.5	25-32	41	15	50	M4032BR-SB	1.117.4001.0111
M50x1.5	31-38	42	15	60	M5038BR-SB	1.117.5001.0111
M50x1.5	36-44	42	15	60	M5044BR-SB	1.117.5001.5111
M63x1.5	42-50	44	15	75	M6350BR-SB	1.117.6301.0111
M63x1.5	48-55	44	15	75	M6355BR-SB	1.117.6301.5111
M75x1.5	54-62	47	15	90	M7562BR-SB	1.117.7501.0111
M75x1.5	61-68	51	15	90	M7568BR-SB	1.117.7501.5111
M90x1.5	67-80	53	24	108	M9080BR-SB	1.117.9001.0111
★ 非常規螺紋 Non-Standard Thread						
M20x1.5	6-11	34.7	16	24/25	M2011BR-SB	1.117.2001.7111
M20x1.5	10-14	33.2	16	30	M2014BR-SB	1.117.2001.8111
M32x1.5	13-18	34.5	16	46	M3218BR-SR	1.117.3201.5111

平口接頭
Super Power Metal Cable Glands

BEISIT®

→ M

CE | IP68 | RoHS

材料：	鍍鎳黃銅	Material:	Nickel-plated brass
防水圈：	硅橡膠	Seal:	Silicone Rubber
O型圈：	硅橡膠	O-Ring:	Silicone Rubber
工作温度：	-40℃至125℃	Working temperature:	-40℃ to 125℃

■ PROFILE

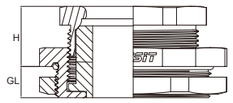

Thread ⌀D1	⌀D mm	H mm	GL mm	mm	Beisit No.	Article No.
M36x1.5	22.5-23.5	12.5	5	36/40	M3623BR-ECOM	8.114.3601.0011
M40x1.5	21-23.5	16	5	40/43	M4023BR-ECOM	8.114.4001.0011
M50x1.5	16-18	19	10	43/55	M5018BR-ECOM	8.114.5001.0011

可爲客户特殊定制　Special Customization is available.

防爆分類
Explosion Proof Classification

BEISIT®

Zones IEC/CENELEC/ATEX

Group Ⅰ　Mining
·M1 high degree of safety EPL Ma　　·M2 high degree of safety EPL Mb

Group Ⅱ　Non-Mining
·1 very high degree of safety
·Gas (Zone 0,1,2)EPL Ga　　·Dust(Zone 20,21,22)EPL Da

·2 high degree of safety
·Gas (Zone 0,1,2) EPL Gb　　·Dust(Zone 21,22) EPL Db

·3 normal degree of safety
·Gas (Zone 2) EPL Gc　　·Dust(Zone 22) EPL Dc

Gases and Dust

Gas
ⅡA　Propane　　ⅡB　Ethylene　　ⅡC　Hydrogene

Dust
ⅢA　Combustible dust　　ⅢB　Non-conductive dust　　ⅢC　Conductive dust

Temperatur Classes

Temperature class	Highest permissible surface temperature of the operating facility	Lgnition temperature of combustible materials
T1	450℃	＞450℃
T2	300℃	＞300℃ ＜450℃
T3	200℃	＞200℃ ＜300℃
T4	135℃	＞135℃ ＜200℃
T5	100℃	＞100℃ ＜200℃
T6	85℃	＞85 ℃ ＜100℃

Technical Appendix
Standard Industrial
Multi-Entry
EMC
Special Applications
Ex e
Accessories
Conduit System
Enclosure System

M型防爆電纜固定頭
Metric Type Ex Nylon Cable Glands

BEISIT®

→ M | Ex | RoHS | IP68 | CE | REACH

材料：	采用UL認可的尼龍材料	Material:	PA (NYLON), UL 94 V-2
防水圈：	硅橡膠	Seal:	Silicone Rubber
O型圈：	硅橡膠	O Ring:	Silicone Rubber
工作溫度：	-20~80℃	Working temperature:	-20℃ to 80℃
阻燃等級：	V2（UL94），不含鹵素、磷、鎘，通過RoHS測試，抗UV，通過抗老化測試	Flammability rating:	V2（UL94）
		Other Features:	Halogen-Free, not containing any Cadmium Phosphorus. UV-Resistance,Anti-aging
防爆等級：	Ex eb ⅡC Gb/ Ex tD A21 IP68	Marking:	Ex eb ⅡC Gb/ Ex tD A21 IP68

PROFILE

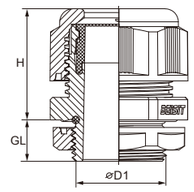

Thread ⌀D1	mm	H mm	GL mm	mm	Beisit No. RAL7035	Article No. RAL7035	Beisit No. RAL9005	Article No. RAL9005
NCG-M12 x 1.5	3-6.5	21	8	15	Ex-M1207	5.210.1201.1011	Ex-M1207B	5.210.1203.1011
NCG-M16 x 1.5	6-8	22	8	19	Ex-M1608	5.210.1601.1011	Ex-M1608B	5.210.1603.1011
NCG-M16 x 1.5	5-10	25	8	22	Ex-M1610	5.210.1631.1011	Ex-M1610B	5.210.1633.1011
NCG-M20 x 1.5	6-12	27	9	24	Ex-M2012	5.210.2001.1011	Ex-M2012B	5.210.2003.1011
NCG-M20 x 1.5	10-14	28	9	27	Ex-M2014	5.210.2031.1011	Ex-M2014B	5.210.2033.1011
NCG-M25 x 1.5	13-18	31	11	33	Ex-M2518	5.210.2501.1011	Ex-M2518B	5.210.2503.1011
NCG-M32 x 1.5	18-25	37	11	42	Ex-M3225	5.210.3201.1011	Ex-M3225B	5.210.3203.1011
NCG-M40 x 1.5	22-32	48	13	53	Ex-M4032	5.210.4001.1011	Ex-M4032B	5.210.4003.1011
NCG-M50 x 1.5	32-38	49	13	60	Ex-M5038	5.210.5001.1011	Ex-M5038B	5.210.5003.1011
NCG-M63 x 1.5	37-44	49	14	65/68	Ex-M6344	5.210.6301.1011	Ex-M6344B	5.210.6303.1011

專利產品 Patented product.

M加長型防爆電纜固定頭
Metric-Length Type Ex Nylon Cable Glands

BEISIT®

→ M-Length | Ex | RoHS | IP68 | CE | REACH

材料：	采用UL認可的尼龍材料	Material:	PA (NYLON), UL 94 V-2
防水圈：	硅橡膠	Seal:	Silicone Rubber
O型圈：	硅橡膠	O Ring:	Silicone Rubber
工作溫度：	-20~80℃	Working temperature:	-20℃ to 80℃
阻燃等級：	V2（UL94），不含鹵素、磷、鎘，通過RoHS測試，抗UV，通過抗老化測試	Flammability rating:	V2（UL94）
		Other Features:	Halogen-Free, not containing any Cadmium Phosphorus. UV-Resistance,Anti-aging
防爆等級：	Ex eb ⅡC Gb/ Ex tD A21 IP68	Marking:	Ex eb ⅡC Gb/ Ex tD A21 IP68

PROFILE

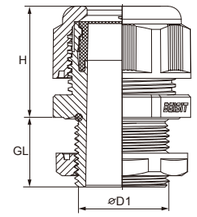

Thread ⌀D1	mm	H mm	GL mm	mm	Beisit No. RAL7035	Article No. RAL7035	Beisit No. RAL9005	Article No. RAL9005
NCG-M12 x 1.5	3-6.5	21	15	15	Ex-M1207L	5.210.1201.1111	Ex-M1207BL	5.210.1203.1111
NCG-M16 x 1.5	6-8	22	15	19	Ex-M1608L	5.210.1601.1111	Ex-M1608BL	5.210.1603.1111
NCG-M16 x 1.5	5-10	25	15	22	Ex-M1610L	5.210.1631.1111	Ex-M1610BL	5.210.1633.1111
NCG-M20 x 1.5	6-12	27	15	24	Ex-M2012L	5.210.2001.1111	Ex-M2012BL	5.210.2003.1111
NCG-M20 x 1.5	10-14	28	15	27	Ex-M2014L	5.210.2031.1111	Ex-M2014BL	5.210.2033.1111
NCG-M25 x 1.5	13-18	31	15	33	Ex-M2518L	5.210.2501.1111	Ex-M2518BL	5.210.2503.1111
NCG-M32 x 1.5	18-25	37	15	42	Ex-M3225L	5.210.3201.1111	Ex-M3225BL	5.210.3203.1111
NCG-M40 x 1.5	22-32	48	18	53	Ex-M4032L	5.210.4001.1111	Ex-M4032BL	5.210.4003.1111
NCG-M50 x 1.5	32-38	49	18	60	Ex-M5038L	5.210.5001.1111	Ex-M5038BL	5.210.5003.1111
NCG-M63 x 1.5	37-44	49	18	65/68	Ex-M6344L	5.210.6301.1111	Ex-M6344BL	5.210.6303.1111

專利產品 Patented product.

PG型防爆電纜固定頭
PG Type Ex Nylon Cable Glands

BEISIT®

→ PG

Ex | RoHS | IP68 | CE | REACH

材料：	采用UL認可的尼龍材料	Material:	PA (NYLON), UL 94 V-2
防水圈：	硅橡膠	Seal:	Silicone Rubber
O型圈：	硅橡膠	O Ring:	Silicone Rubber
工作溫度：	-20～80℃	Working temperature:	-20℃ to 80℃
阻燃等級：	V2（UL94），不含鹵素、磷、鎘，通過RoHS測試，抗UV，通過抗老化測試	Flammability rating:	V2（UL94）
		Other Features:	Halogen-Free, not containing any Cadmium Phosphorus. UV-Resistance,Anti-aging
防爆等級：	Ex eb ⅡC Gb/ Ex tD A21 IP68	Marking:	Ex eb ⅡC Gb/ Ex tD A21 IP68

■ PROFILE

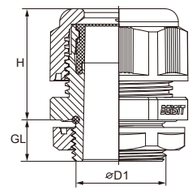

Thread ⌀D1	⌀k mm	H mm	GL mm	mm	Beisit No. RAL7035	Article No. RAL7035	Beisit No. RAL9005	Article No. RAL9005
NCG-PG 7	3-6.5	21	8	15	Ex-P0707	5.210.0701.1211	Ex-P0707B	5.210.0703.1211
NCG-PG 9	6-8	22	8	19	Ex-P0908	5.210.0901.1211	Ex-P0908B	5.210.0903.1211
NCG-PG 11	5-10	25	8	22	Ex-P1110	5.210.1101.1211	Ex-P1110B	5.210.1103.1211
NCG-PG 13.5	6-12	27	9	24	Ex-P13512	5.210.1301.1211	Ex-P13512B	5.210.1303.1211
NCG-PG 16	10-14	28	10	27	Ex-P1614	5.210.1601.1211	Ex-P1614B	5.210.1603.1211
NCG-PG 21	13-18	31	11	33	Ex-P2118	5.210.2101.1211	Ex-P2118B	5.210.2103.1211
NCG-PG 29	18-25	37	11	42	Ex-P2925	5.210.2901.1211	Ex-P2925B	5.210.2903.1211
NCG-PG 36	22-32	48	13	53	Ex-P3632	5.210.3601.1211	Ex-P3632B	5.210.3603.1211
NCG-PG 42	32-38	49	13	60	Ex-P4238	5.210.4201.1211	Ex-P4238B	5.210.4203.1211
NCG-PG 48	37-44	49	14	65	Ex-P4844	5.210.4801.1211	Ex-P4844B	5.210.4803.1211

專利產品 Patented product.

PG加長型防爆電纜固定頭
PG-Length Type Ex Nylon Cable Glands

BEISIT®

→ PG-Length

Ex | RoHS | IP68 | CE | REACH

材料：	采用UL認可的尼龍材料	Material:	PA (NYLON), UL 94 V-2
防水圈：	硅橡膠	Seal:	Silicone Rubber
O型圈：	硅橡膠	O Ring:	Silicone Rubber
工作溫度：	-20～80℃	Working temperature:	-20℃ to 80℃
阻燃等級：	V2（UL94），不含鹵素、磷、鎘，通過RoHS測試，抗UV，通過抗老化測試	Flammability rating:	V2（UL94）
		Other Features:	Halogen-Free, not containing any Cadmium Phosphorus. UV-Resistance,Anti-aging
防爆等級：	Ex eb ⅡC Gb/ Ex tD A21 IP68	Marking:	Ex eb ⅡC Gb/ Ex tD A21 IP68

■ PROFILE

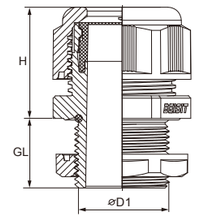

Thread ⌀D1	⌀k mm	H mm	GL mm	mm	Beisit No. RAL7035	Article No. RAL7035	Beisit No. RAL9005	Article No. RAL9005
NCG-PG 7	3-6.5	21	15	15	Ex-P0707L	5.210.0701.1311	Ex-P0707BL	5.210.0703.1311
NCG-PG 9	6-8	22	15	19	Ex-P0908L	5.210.0901.1311	Ex-P0908BL	5.210.0903.1311
NCG-PG 11	5-10	25	15	22	Ex-P1110L	5.210.1101.1311	Ex-P1110BL	5.210.1103.1311
NCG-PG 13.5	6-12	27	15	24	Ex-P13512L	5.210.1301.1311	Ex-P13512BL	5.210.1303.1311
NCG-PG 16	10-14	28	15	27	Ex-P1614L	5.210.1601.1311	Ex-P1614BL	5.210.1603.1311
NCG-PG 21	13-18	31	15	33	Ex-P2118L	5.210.2101.1311	Ex-P2118BL	5.210.2103.1311
NCG-PG 29	18-25	37	18	42	Ex-P2925L	5.210.2901.1311	Ex-P2925BL	5.210.2903.1311
NCG-PG 36	22-32	48	18	53	Ex-P3632L	5.210.3601.1311	Ex-P3632BL	5.210.3603.1311
NCG-PG 42	32-38	49	18	60	Ex-P4238L	5.210.4201.1311	Ex-P4238BL	5.210.4203.1311
NCG-PG 48	37-44	49	18	65	Ex-P4844L	5.210.4801.1311	Ex-P4844BL	5.210.4803.1311

專利產品 Patented product.

NPT型防爆電纜固定頭
NPT Type Ex Nylon Cable Glands

BEISIT®

→ NPT | Ex | RoHS | IP68 | CE | REACH

材料：	采用UL認可的尼龍材料	Material:	PA (NYLON), UL 94 V-2
防水圈：	硅橡膠	Seal:	Silicone Rubber
O型圈：	硅橡膠	O Ring:	Silicone Rubber
工作溫度：	-20～80℃	Working temperature:	-20℃ to 80℃
阻燃等級：	V2（UL94），不含鹵素、磷、鎘，通過RoHS測試，抗UV，通過抗老化測試	Flammability rating:	V2（UL94）
		Other Features:	Halogen-Free, not containing any Cadmium Phosphorus. UV-Resistance,Anti-aging
防爆等級：	Ex eb ⅡC Gb/ Ex tD A21 IP68	Marking:	Ex eb ⅡC Gb/ Ex tD A21 IP68

PROFILE

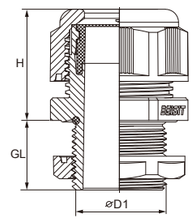

Thread ⌀D1	⌀ mm	H mm	GL mm	mm	Beisit No. RAL7035	Article No. RAL7035	Beisit No. RAL9005	Article No. RAL9005
NCG-3/8'NPT	6-8	22	15	22	Ex-N3808	5.210.3801.1411	Ex-N3808B	5.210.3803.1411
NCG-1/2'NPT	6-12	27	13	24	Ex-N12612	5.210.1201.1411	Ex-N12612B	5.210.1203.1411
NCG-1/2'NPT/E	10-14	28	13	27	Ex-N1214	5.210.1231.1411	Ex-N1214B	5.210.1233.1411
NCG-3/4'NPT	13-18	31	14	33	Ex-N3418	5.210.3401.1411	Ex-N3418B	5.210.3403.1411
NCG-1'NPT	18-25	37	19	42	Ex-N10025	5.210.1001.1411	Ex-N10025B	5.210.1003.1411
NCG-1 1/4'NPT	18-25	39	16	42/46	Ex-N11425	5.210.5401.1411	Ex-N11425B	5.210.5403.1411
NCG-1 1/2'NPT	22-32	48	20	53	Ex-N11232	5.210.3201.1411	Ex-N11232B	5.210.3203.1411

專利產品　Patented product.

M型防爆圓形堵塞件
Metric Type Ex Nylon Screw Plugs

BEISIT®

→ M | Ex | RoHS | IP68 | CE | REACH

材料：	采用UL認可的尼龍材料	Material:	PA (NYLON), UL 94 V-2
O型圈：	硅橡膠	O Ring:	Silicone Rubber
工作溫度：	-20～80℃	Working temperature:	-20℃ to 80℃
阻燃等級：	V2（UL94），不含鹵素、磷、鎘，通過RoHS測試 抗UV，通過抗老化測試	Flammability rating:	V2（UL94）
		Other Features:	Halogen-Free, not containing any Cadmium Phosphorus. UV-Resistance,Anti-aging
防爆等級：	Ex eb ⅡC Gb/ Ex tD A21 IP68	Marking:	Ex eb ⅡC Gb/ Ex tD A21 IP68

PROFILE

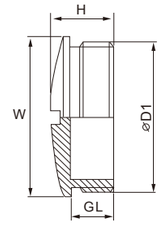

Thread ⌀D1	GL mm	H mm	W mm	Beisit No. RAL7035	Article No. RAL7035	Beisit No. RAL9005	Article No. RAL9005
NSP-M12 x 1.5	8.5	12.5	15	Ex-SPM1209	5.284.1201.4031	Ex-SPM1209B	5.284.1203.4031
NSP-M16 x 1.5	8.5	13	19	Ex-SPM1609	5.284.1601.4031	Ex-SPM1609B	5.284.1603.4031
NSP-M20 x 1.5	9	13	25	Ex-SPM2009	5.284.2001.4031	Ex-SPM2009B	5.284.2003.4031
NSP-M25 x 1.5	10.5	15.5	30	Ex-SPM2511	5.284.2501.4031	Ex-SPM2511B	5.284.2503.4031
NSP-M32 x 1.5	10.5	16	38	Ex-SPM3211	5.284.3201.4031	Ex-SPM3211B	5.284.3203.4031
NSP-M40 x 1.5	11.5	16	46	Ex-SPM4012	5.284.4001.4031	Ex-SPM4012B	5.284.4003.4031
NSP-M50 x 1.5	13.5	18	56	Ex-SPM5014	5.284.5001.4031	Ex-SPM5014B	5.284.5003.4031
NSP-M63 x 1.5	14	19	68	Ex-SPM6314	5.284.6301.4031	Ex-SPM6314B	5.284.6303.4031

PG型防爆圓形堵塞件
PG Type Ex Nylon Screw Plugs

BEISIT®

→ PG Ex RoHS IP68 CE REACH

材料： 采用UL認可的尼龍材料
O型圈： 硅橡膠
工作溫度： -20~80℃
阻燃等級： V2（UL94),不含鹵素、磷、鎘，通過RoHS測試
抗UV，通過抗老化測試
防爆等級： Ex eb ⅡC Gb/ Ex tD A21 IP68

Material: PA (NYLON), UL 94 V-2
O Ring: Silicone Rubber
Working temperature: -20℃ to 80℃
Flammability rating: V2（UL94)
Other Features: Halogen-Free, not containing any Cadmium Phosphorus. UV-Resistance,Anti-aging
Marking: Ex eb ⅡC Gb/ Ex tD A21 IP68

PROFILE

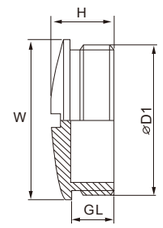

Thread ⌀D1	GL mm	H mm	W mm	Beisit No. RAL7035	Article No. RAL7035	Beisit No. RAL9005	Article No. RAL9005
NSP-PG 7	8.5	12.5	15	Ex-SPP0709	5.284.0701.4231	Ex-SPP0709B	5.284.0703.4231
NSP-PG 9	8.5	13	19	Ex-SPP0909	5.284.0901.4231	Ex-SPP0909B	5.284.0903.4231
NSP-PG 11	9	13	22	Ex-SPP1109	5.284.1101.4231	Ex-SPP1109B	5.284.1103.4231
NSP-PG 13.5	9	13	25	Ex-SPP1309	5.284.1301.4231	Ex-SPP1309B	5.284.1303.4231
NSP-PG 16	10.5	15	27	Ex-SPP1611	5.284.1601.4231	Ex-SPP1611B	5.284.1603.4231
NSP-PG 21	10.5	15.5	33	Ex-SPP2111	5.284.2101.4231	Ex-SPP2111B	5.284.2103.4231
NSP-PG 29	11.5	16	44	Ex-SPP2912	5.284.2901.4231	Ex-SPP2912B	5.284.2903.4231
NSP-PG 36	13.5	18	55	Ex-SPP3614	5.284.3601.4231	Ex-SPP3614B	5.284.3603.4231
NSP-PG 42	13.5	18.5	62	Ex-SPP4214	5.284.4201.4231	Ex-SPP4214B	5.284.4203.4231
NSP-PG 48	14.5	19.5	68	Ex-SPP4815	5.284.4801.4231	Ex-SPP4815B	5.284.4803.4231

M型防爆金屬電纜固定頭
Metric Type Ex Metal Cable Glands

BEISIT®

→ M Ex RoHS IP68 CE REACH

材料： 鍍鎳黃銅
固定連接組件： 采用UL認可的尼龍材料
防水圈： 硅橡膠
O型圈： 硅橡膠
工作溫度： -20~80℃
防爆等級： Ex eb ⅡC Gb/ Ex tD A21 IP68

Material: Nlickel-Plated Brass
Fixture material: PA (NYLON), UL 94 V-2
Seal: Silicone Rubber
O Ring: Silicone Rubber
Working temperature: -20℃ to 80℃
Marking: Ex eb ⅡC Gb/ Ex tD A21 IP68

PROFILE

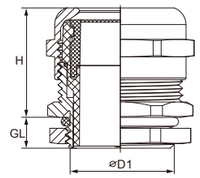

Thread ⌀D1	⌀ mm	H mm	GL mm	mm	Beisit No.	Article No.
MCG-M12 x 1.5	3-6.5	19	6.5	14	Ex-M1207BR	5.110.1201.1011
MCG-M16 x 1.5	4-8	21	6	17/19	Ex-M1608BR	5.110.1601.1011
MCG-M16 x 1.5	5-10	22	6	20	Ex-M1610BR	5.110.1631.1011
MCG-M20 x 1.5	6-12	23	6	22	Ex-M2012BR	5.110.2001.1011
MCG-M20 x 1.5	10-14	24	6	24	Ex-M2014BR	5.110.2031.1011
MCG-M25 x 1.5	13-18	25	7	30	Ex-M2518BR	5.110.2501.1011
MCG-M32 x 1.5	18-25	31	8	40	Ex-M3225BR	5.110.3201.1011
MCG-M40 x 1.5	22-32	37	8	50	Ex-M4032BR	5.110.4001.1011
MCG-M50 x 1.5	32-38	37	9	57	Ex-M5038BR	5.110.5001.1011
MCG-M63 x 1.5	37-44	38	10	64/68	Ex-M6344BR	5.110.6301.1011

專利產品 Patented product.

M加長型防爆金屬電纜固定頭
Metric-Length Type Ex Metal Cable Glands

BEISIT®

→ M-Length

Ex | RoHS | IP68 | CE | REACH

材料:	鍍鎳黃銅	Material:	Nlickel-Plated Brass
固定連接組件:	采用UL認可的尼龍材料	Fixture material:	PA (NYLON), UL 94 V-2
防水圈:	硅橡膠	Seal:	Silicone Rubber
O型圈:	硅橡膠	O Ring:	Silicone Rubber
工作溫度:	-20~80℃	Working temperature:	-20℃ to 80℃
防爆等級:	Ex eb ⅡC Gb/ Ex tD A21 IP68	Marking:	Ex eb ⅡC Gb/ Ex tD A21 IP68

■ PROFILE

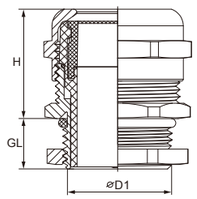

Thread ⌀D1	⌀ mm	H mm	GL mm	mm	Beisit No.	Article No.
MCG-M12 x 1.5	3-6.5	19	10	14	Ex-M1207BRL	5.110.1201.1111
MCG-M16 x 1.5	4-8	21	10	17/19	Ex-M1608BRL	5.110.1601.1111
MCG-M16 x 1.5	5-10	22	10	20	Ex-M1610BRL	5.110.1631.1111
MCG-M20 x 1.5	6-12	23	10	22	Ex-M2012BRL	5.110.2001.1111
MCG-M20 x 1.5	10-14	24	10	24	Ex-M2014BRL	5.110.2031.1111
MCG-M25 x 1.5	13-18	25	12	30	Ex-M2518BRL	5.110.2501.1111
MCG-M32 x 1.5	18-25	31	12	40	Ex-M3225BRL	5.110.3201.1111
MCG-M40 x 1.5	22-32	37	15	50	Ex-M4032BRL	5.110.4001.1111
MCG-M50 x 1.5	32-38	37	15	57	Ex-M5038BRL	5.110.5001.1111
MCG-M63 x 1.5	37-44	38	15	64/68	Ex-M6344BRL	5.110.6301.1111

專利產品 Patented product.

PG型防爆金屬電纜固定頭
PG Type Ex Metal Cable Glands

BEISIT®

→ PG

Ex | RoHS | IP68 | CE | REACH

材料:	鍍鎳黃銅	Material:	Nlickel-Plated Brass
固定連接組件:	采用UL認可的尼龍材料	Fixture material:	PA (NYLON), UL 94 V-2
防水圈:	硅橡膠	Seal:	Silicone Rubber
O型圈:	硅橡膠	O Ring:	Silicone Rubber
工作溫度:	-20~80℃	Working temperature:	-20℃ to 80℃
防爆等級:	Ex eb ⅡC Gb/ Ex tD A21 IP68	Marking:	Ex eb ⅡC Gb/ Ex tD A21 IP68

■ PROFILE

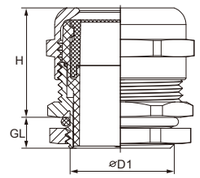

Thread ⌀D1	⌀ mm	H mm	GL mm	mm	Beisit No.	Article No.
MCG-PG 7	3-6.5	19	5	14	Ex-P0707BR	5.110.0701.1211
MCG-PG 9	4-8	21	6	17	Ex-P0908BR	5.110.0901.1211
MCG-PG 11	5-10	22	6	20	Ex-P1110BR	5.110.1101.1211
MCG-PG 13.5	6-12	23	6.5	22	Ex-P13512BR	5.110.1301.1211
MCG-PG 16	10-14	24	6.5	24	Ex-P1614BR	5.110.1601.1211
MCG-PG 21	13-18	25	7	30	Ex-P2118BR	5.110.2101.1211
MCG-PG 29	18-25	31	8	40	Ex-P2925BR	5.110.2901.1211
MCG-PG 36	22-32	37	8	50	Ex-P3632BR	5.110.3601.1211
MCG-PG 42	32-38	37	9	57	Ex-P4238BR	5.110.4201.1211
MCG-PG 48	37-44	38	10	64	Ex-P4844BR	5.110.4801.1211

專利產品 Patented product.

PG加長型防爆金屬電纜固定頭
PG-Length Type Ex Metal Cable Glands

BEISIT®

→ PG-Length

Ex | RoHS | IP68 | CE | REACH

材料:	鍍鎳黃銅	Material:	Nlickel-Plated Brass
固定連接組件:	采用UL認可的尼龍材料	Fixture material:	PA (NYLON), UL 94 V-2
防水圈:	硅橡膠	Seal:	Silicone Rubber
O型圈:	硅橡膠	O Ring:	Silicone Rubber
工作溫度:	-20~80℃	Working temperature:	-20℃ to 80℃
防爆等級:	Ex eb ⅡC Gb/ Ex tD A21 IP68	Marking:	Ex eb ⅡC Gb/ Ex tD A21 IP68

■ PROFILE

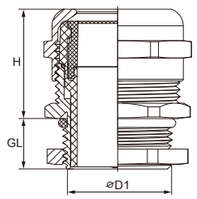

Thread ⌀D1	⌀ mm	H mm	GL mm	mm	Beisit No.	Article No.
MCG-PG 7	3-6.5	19	10	14	Ex-P0707BRL	5.110.0701.1311
MCG-PG 9	4-8	21	10	17	Ex-P0908BRL	5.110.0901.1311
MCG-PG 11	5-10	22	10	20	Ex-P1110BRL	5.110.1101.1311
MCG-PG 13.5	6-12	23	10	22	Ex-P13512BRL	5.110.1301.1311
MCG-PG 16	10-14	24	10	24	Ex-P1614BRL	5.110.1601.1311
MCG-PG 21	13-18	25	12	30	Ex-P2118BRL	5.110.2101.1311
MCG-PG 29	18-25	31	12	40	Ex-P2925BRL	5.110.2901.1311
MCG-PG 36	22-32	37	15	50	Ex-P3632BRL	5.110.3601.1311
MCG-PG 42	32-38	37	15	57	Ex-P4238BRL	5.110.4201.1311
MCG-PG 48	37-44	38	15	64	Ex-P4844BRL	5.110.4801.1311

專利產品 Patented product.

NPT型防爆金屬電纜固定頭
NPT Type Ex Metal Cable Glands

BEISIT®

→ NPT

Ex | RoHS | IP68 | CE | REACH

材料:	鍍鎳黃銅	Material:	Nlickel-Plated Brass
固定連接組件:	采用UL認可的尼龍材料	Fixture material:	PA (NYLON), UL 94 V-2
防水圈:	硅橡膠	Seal:	Silicone Rubber
O型圈:	硅橡膠	O Ring:	Silicone Rubber
工作溫度:	-20~80℃	Working temperature:	-20℃ to 80℃
防爆等級:	Ex eb ⅡC Gb/ Ex tD A21 IP68	Marking:	Ex eb ⅡC Gb/ Ex tD A21 IP68

■ PROFILE

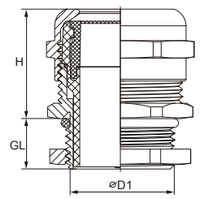

Thread ⌀D1	⌀ mm	H mm	GL mm	mm	Beisit No.	Article No.
MCG-3/8"NPT	4-8	21	15	17/19	Ex-N3808BR	5.110.3801.1411
MCG-1/2"NPT	6-12	23	13	22	Ex-N12612BR	5.110.1201.1411
MCG-1/2"NPT/E	10-14	24	13	24	Ex-N1214BR	5.110.1231.1411
MCG-3/4"NPT	13-18	25	13	30	Ex-N3418BR	5.110.3401.1411
MCG-1"NPT	18-25	31	15	40	Ex-N10025BR	5.110.1001.1411
MCG-1 1/4"NPT	18-25	31	17	44	Ex-N11425BR	5.110.5401.1411
MCG-1 1/2"NPT	22-32	37	20	50	Ex-N11232BR	5.110.3201.1411

專利產品 Patented product.

加强型NPT防爆金屬電纜固定頭
NPT Type Ex Metal Cable Glands-Reinforced Type

BEISIT®

→ NPT | Ex | RoHS | IP68 | CE | REACH

材料:	鍍鎳黃銅	Material:	Nlickel-Plated Brass
固定連接組件:	采用UL認可的尼龍材料	Fixture material:	PA (NYLON), UL 94 V-2
防水圈:	硅橡膠	Seal:	Silicone Rubber
O型圈:	硅橡膠	O Ring:	Silicone Rubber
工作温度:	-20~80℃	Working temperature:	-20℃ to 80℃
防爆等級:	Ex eb ⅡC Gb/ Ex tD A21 IP68	Marking:	Ex eb ⅡC Gb/ Ex tD A21 IP68

■ PROFILE

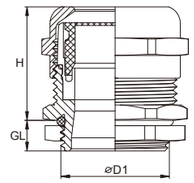

Thread ⌀D1	⌀ mm	H mm	GL mm	mm	Beisit No.	Article No.
MCG-3/8'NPT	4-8	21	15	17/19	Ex-N3808BR-R	5.120.3801.4411
MCG-1/2'NPT	6-12	23	13	22	Ex-N12612BR-R	5.120.1201.4411
MCG-1/2'NPT/E	10-14	24	13	24	Ex-N1214BR-R	5.120.1201.1411
MCG-3/4'NPT	13-18	25	13	30	Ex-N3418BR-R	5.120.3401.1411
MCG-1'NPT	18-25	31	15	40	Ex-N10025BR-R	5.120.1001.1411
MCG-1 1/4'NPT	18-25	31	17	44	Ex-N11425BR-R	5.120.5401.1411
MCG-1 1/2'NPT	22-32	37	20	50	Ex-N11232BR-R	5.120.3201.1411

專利產品 Patented product.

加强型M防爆金屬電纜固定頭
Metric Type Ex Metal Cable Glands-Reinforced Type

BEISIT®

→ M | Ex | RoHS | IP68 | CE | REACH

材料:	鍍鎳黃銅	Material:	Nlickel-Plated Brass
固定連接組件:	采用UL認可的尼龍材料	Fixture material:	PA (NYLON), UL 94 V-2
防水圈:	硅橡膠	Seal:	Silicone Rubber
O型圈:	硅橡膠	O Ring:	Silicone Rubber
工作温度:	-20~80℃	Working temperature:	-20℃ to 80℃
防爆等級:	Ex eb ⅡC Gb/ Ex tD A21 IP68	Marking:	Ex eb ⅡC Gb/ Ex tD A21 IP68

■ PROFILE

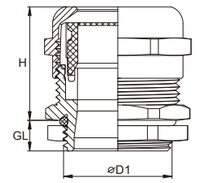

Thread ⌀D1	⌀ mm	H mm	GL mm	mm	Beisit No.	Article No.
MCG-M12 x 1.5	3-6.5	19	6.5	14	Ex-M1207BR-R	5.120.1201.1011
MCG-M16 x 1.5	4-8	21	6	17/19	Ex-M1608BR-R	5.120.1601.1011
MCG-M16 x 1.5	5-10	22	6	20	Ex-M1610BR-R	5.120.1631.1011
MCG-M20 x 1.5	6-12	23	6	22	Ex-M2012BR-R	5.120.2001.1011
MCG-M20 x 1.5	10-14	24	6	24	Ex-M2014BR-R	5.120.2031.1011
MCG-M25 x 1.5	13-18	25	7	30	Ex-M2518BR-R	5.120.2501.1011
MCG-M32 x 1.5	18-25	31	8	40	Ex-M3225BR-R	5.120.3201.1011
MCG-M40 x 1.5	22-32	37	8	50	Ex-M4032BR-R	5.120.4001.1011
MCG-M50 x 1.5	32-38	37	9	57	Ex-M5038BR-R	5.120.5001.1011
MCG-M63 x 1.5	37-44	38	10	64/68	Ex-M6344BR-R	5.120.6301.1011

專利產品 Patented product.

加强型M加長防爆金屬電纜固定頭
Metric-Length Type Ex Metal Cable Glands-Reinforced Type

BEISIT®

→ M-Length

Ex | RoHS | IP68 | CE | REACH

材料:	鍍鎳黃銅	Material:	Nlickel-Plated Brass
固定連接組件:	采用UL認可的尼龍材料	Fixture material:	PA (NYLON), UL 94 V-2
防水圈:	硅橡膠	Seal:	Silicone Rubber
O型圈:	硅橡膠	O Ring:	Silicone Rubber
工作温度:	-20~80℃	Working temperature:	-20℃ to 80℃
防爆等級:	Ex eb ⅡC Gb/ Ex tD A21 IP68	Marking:	Ex eb ⅡC Gb/ Ex tD A21 IP68

■ PROFILE

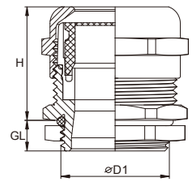

Thread ⌀D1	⌀ mm	H mm	GL mm	mm	Beisit No.	Article No.
MCG-M12 x 1.5	3-6.5	19	10	14	Ex-M1207BRL-R	5.120.1201.1111
MCG-M16 x 1.5	4-8	21	10	17/19	Ex-M1608BRL-R	5.120.1601.1111
MCG-M16 x 1.5	5-10	22	10	20	Ex-M1610BRL-R	5.120.1631.1111
MCG-M20 x 1.5	6-12	23	10	22	Ex-M2012BRL-R	5.120.2001.1111
MCG-M20 x 1.5	10-14	24	10	24	Ex-M2014BRL-R	5.120.2031.1111
MCG-M25 x 1.5	13-18	25	12	30	Ex-M2518BRL-R	5.120.2501.1111
MCG-M32 x 1.5	18-25	31	12	40	Ex-M3225BRL-R	5.120.3201.1111
MCG-M40 x 1.5	22-32	37	15	50	Ex-M4032BRL-R	5.120.4001.1111
MCG-M50 x 1.5	32-38	37	15	57	Ex-M5038BRL-R	5.120.5001.1111
MCG-M63 x 1.5	37-44	38	15	64/68	Ex-M6344BRL-R	5.120.6301.1111

專利產品 Patented product.

加强型PG防爆金屬電纜固定頭
PG Type Ex Metal Cable Glands-Reinforced Type

BEISIT®

→ PG

Ex | RoHS | IP68 | CE | REACH

材料:	鍍鎳黃銅	Material:	Nlickel-Plated Brass
固定連接組件:	采用UL認可的尼龍材料	Fixture material:	PA (NYLON), UL 94 V-2
防水圈:	硅橡膠	Seal:	Silicone Rubber
O型圈:	硅橡膠	O Ring:	Silicone Rubber
工作温度:	-20~80℃	Working temperature:	-20℃ to 80℃
防爆等級:	Ex eb ⅡC Gb/ Ex tD A21 IP68	Marking:	Ex eb ⅡC Gb/ Ex tD A21 IP68

■ PROFILE

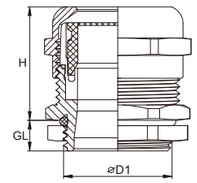

Thread ⌀D1	⌀ mm	H mm	GL mm	mm	Beisit No.	Article No.
MCG-PG 7	3-6.5	19	5	14	Ex-P0707BR-R	5.120.0701.1211
MCG-PG 9	4-8	21	6	17	Ex-P0908BR-R	5.120.0901.1211
MCG-PG 11	5-10	22	6	20	Ex-P1110BR-R	5.120.1101.1211
MCG-PG 13.5	6-12	23	6.5	22	Ex-P13512BR-R	5.120.1301.1211
MCG-PG 16	10-14	24	6.5	24	Ex-P1614BR-R	5.120.1601.1211
MCG-PG 21	13-18	25	7	30	Ex-P2118BR-R	5.120.2101.1211
MCG-PG 29	18-25	31	8	40	Ex-P2925BR-R	5.120.2901.1211
MCG-PG 36	22-32	37	8	50	Ex-P3632BR-R	5.120.3601.1211
MCG-PG 42	32-38	37	9	57	Ex-P4238BR-R	5.120.4201.1211
MCG-PG 48	37-44	38	10	64	Ex-P4844BR-R	5.120.4801.1211

專利產品 Patented product.

加强型PG加長防爆金屬電纜固定頭
PG-Length Type Ex Metal Cable Glands-Reinforced Type

BEISIT®

→ PG-Length

Ex | RoHS | IP68 | CE | REACH

材料:	鍍鎳黃銅	Material:	Nlickel-Plated Brass
固定連接組件:	采用UL認可的尼龍材料	Fixture material:	PA (NYLON), UL 94 V-2
防水圈:	硅橡膠	Seal:	Silicone Rubber
O型圈:	硅橡膠	O Ring:	Silicone Rubber
工作溫度:	-20~80℃	Working temperature:	-20℃ to 80℃
防爆等級:	Ex eb ⅡC Gb/ Ex tD A21 IP68	Marking:	Ex eb ⅡC Gb/ Ex tD A21 IP68

■ PROFILE

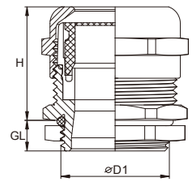

Thread ⌀D1	⌀ mm	H mm	GL mm	mm	Beisit No.	Article No.
MCG-PG 7	3-6.5	19	10	14	Ex-P0707BRL-R	5.120.0701.1311
MCG-PG 9	4-8	21	10	17	Ex-P0908BRL-R	5.120.0901.1311
MCG-PG 11	5-10	22	10	20	Ex-P1110BRL-R	5.120.1101.1311
MCG-PG 13.5	6-12	23	10	22	Ex-P13512BRL-R	5.120.1301.1311
MCG-PG 16	10-14	24	10	24	Ex-P1614BRL-R	5.120.1601.1311
MCG-PG 21	13-18	25	12	30	Ex-P2118BRL-R	5.120.2101.1311
MCG-PG 29	18-25	31	12	40	Ex-P2925BRL-R	5.120.2901.1311
MCG-PG 36	22-32	37	15	50	Ex-P3632BRL-R	5.120.3601.1311
MCG-PG 42	32-38	37	15	57	Ex-P4238BRL-R	5.120.4201.1311
MCG-PG 48	37-44	38	15	64	Ex-P4844BRL-R	5.120.4801.1311

專利產品 Patented product.

M型防爆金屬圓形堵塞件
Metric Type Ex Metal Round Screw Plugs

BEISIT®

→ M

Ex | RoHS | IP68 | CE | REACH

材料:	鍍鎳黃銅	Material:	Nlickel-Plated Brass
O型圈:	硅橡膠	O Ring:	Silicone Rubber
工作溫度:	-30~80℃	Working temperature:	-30℃ to 80℃
阻燃等級:	V2 (UL94),不含鹵素、磷、鎘,通過RoHS測試	Flammability rating:	V2 (UL94), Halogen free,no P.Cr.RoHs compliant
防爆等級:	Ex eb ⅡC Gb/ Ex tD A21 IP68	Marking:	Ex eb ⅡC Gb/ Ex tD A21 IP68

■ PROFILE

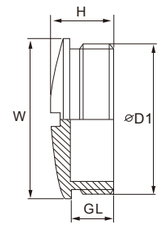

Thread ⌀D1	GL mm	H mm	W mm	Beisit No.	Article No.
MSP-M12 x 1.5	5	8	14	Ex-SPM1205BR	5.184.1201.4031
MSP-M16 x 1.5	6	9	18	Ex-SPM1606BR	5.184.1601.4031
MSP-M20 x 1.5	7	10	23	Ex-SPM2007BR	5.184.2001.4031
MSP-M25 x 1.5	7	10	28	Ex-SPM2507BR	5.184.2501.4031
MSP-M32 x 1.5	8	12	35	Ex-SPM3208BR	5.184.3201.4031
MSP-M40 x 1.5	9	15	44	Ex-SPM4009BR	5.184.4001.4031
MSP-M50 x 1.5	9	16	54	Ex-SPM5009BR	5.184.5001.4031
MSP-M63 x 1.5	10	16	67	Ex-SPM6310BR	5.184.6301.4031

PG型防爆金屬圓形堵塞件
PG Type Ex Metal Round Screw Plugs

BEISIT®

→ PG | Ex | RoHS | IP68 | CE | REACH

材料： 鍍鎳黃銅
O型圈： 硅橡膠
工作溫度： -30~80℃
防爆等級： Ex eb ⅡC Gb/ Ex tD A21 IP68

Material: Nlickel-Plated Brass
O Ring: Silicone Rubber
Working temperature: -30℃ to 80℃
Marking: Ex eb ⅡC Gb/ Ex tD A21 IP68

PROFILE

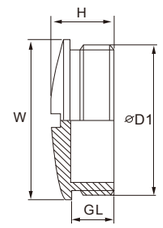

Thread ⌀D1	GL mm	H mm	W mm	Beisit No.	Article No.
MSP-PG 7	5	8	14	Ex-SPP0705BR	5.184.0701.4231
MSP-PG 9	6	9	17	Ex-SPP0906BR	5.184.0901.4231
MSP-PG 11	6	9	21	Ex-SPP1106BR	5.184.1101.4231
MSP-PG 13.5	7	10	23	Ex-SPP1307BR	5.184.1301.4231
MSP-PG 16	6.5	10	25	Ex-SPP1607BR	5.184.1601.4231
MSP-PG 21	7	11	30	Ex-SPP2107BR	5.184.2101.4231
MSP-PG 29	8	12	39	Ex-SPP2908BR	5.184.2901.4231
MSP-PG 36	9	15	50	Ex-SPP3609BR	5.184.3601.4231
MSP-PG 42	10	16	57	Ex-SPP4210BR	5.184.4201.4231
MSP-PG 48	10	16	64	Ex-SPP4810BR	5.184.4801.4231

M型防爆金屬六角形堵塞件
Metric Type Ex Metal Hexagon Screw Plugs

BEISIT®

→ M | Ex | RoHS | IP68 | CE | REACH

材料： 鍍鎳黃銅
O型圈： 硅橡膠
工作溫度： -30~80℃
防爆等級： Ex eb ⅡC Gb/ Ex tD A21 IP68

Material: Nlickel-Plated Brass
O Ring: Silicone Rubber
Working temperature: -30℃ to 80℃
Marking: Ex eb ⅡC Gb/ Ex tD A21 IP68

PROFILE

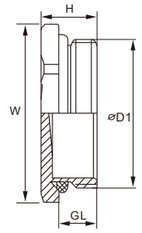

Thread ⌀D1	GL mm	H mm	mm	Beisit No.	Article No.
HSP-M12 x 1.5	5	8	14	Ex-HSPM1205BR	5.183.1201.4031-0
HSP-M16 x 1.5	6	9	18	Ex-HSPM1606BR	5.183.1601.4031-0
HSP-M18 x 1.5	6	9	20	Ex-HSPM1806BR	5.183.1801.4031-0
HSP-M20 x 1.5	7	10	22	Ex-HSPM2007BR	5.183.2001.4031-0
HSP-M22 x 1.5	7	10	25	Ex-HSPM2207BR	5.183.2201.4031-0
HSP-M25 x 1.5	7	10	29	Ex-HSPM2507BR	5.183.2501.4031-0
HSP-M27 x 1.5	8	11	30	Ex-HSPM2708BR	5.183.2701.4031-0
HSP-M32 x 1.5	8	11	36	Ex-HSPM3208BR	5.183.3201.4031-0
HSP-M40 x 1.5	9	12	45	Ex-HSPM4009BR	5.183.4001.4031-0
HSP-M50 x 1.5	9	15	55	Ex-HSPM5009BR	5.183.5001.4031-0
HSP-M63 x 1.5	10	16	70	Ex-HSPM6310BR	5.183.6301.4031-0

PG型防爆金屬六角形堵塞件
PG Type Ex Metal Hexagon Screw Plugs

→ PG

Ex | RoHS | IP68 | CE | REACH

材料： 鍍鎳黃銅
O型圈： 硅橡膠
工作溫度： -30~80℃
防爆等級： Ex eb ⅡC Gb/ Ex tD A21 IP68

Material: Nlickel-Plated Brass
O Ring: Silicone Rubber
Working temperature: -30℃ to 80℃
Marking: Ex eb ⅡC Gb/ Ex tD A21 IP68

■ PROFILE

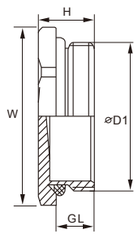

Thread ⌀D1	GL mm	H mm	mm	Beisit No.	Article No.
HSP-PG 7	5	8	14	Ex-HSPP0705BR	5.183.0701.4231-0
HSP-PG 9	6	9	17	Ex-HSPP0906BR	5.183.0901.4231-0
HSP-PG 11	6	9	20	Ex-HSPP1106BR	5.183.1101.4231-0
HSP-PG 13.5	7	10	22	Ex-HSPP1307BR	5.183.1301.4231-0
HSP-PG 16	7	10	24	Ex-HSPP1607BR	5.183.1601.4231-0
HSP-PG 21	7	11	30	Ex-HSPP2107BR	5.183.2101.4231-0
HSP-PG 29	8	12	40	Ex-HSPP2908BR	5.183.2901.4231-0
HSP-PG 36	9	15	50	Ex-HSPP3609BR	5.183.3601.4231-0
HSP-PG 42	10	16	60	Ex-HSPP4210BR	5.183.4201.4231-0
HSP-PG 48	10	16	64	Ex-HSPP4810BR	5.183.4801.4231-0

M型防爆金屬縮徑環
Metric Type Ex Metal Reducer

→ M

Ex | RoHS | IP68 | CE | REACH

材料： 鍍鎳黃銅
O型圈： 硅橡膠
工作溫度： -30~80℃
防爆等級： Ex eb ⅡC Gb/ Ex tD A21 IP68

Material: Nlickel-Plated Brass
O Ring: Silicone Rubber
Working temperature: -30℃ to 80℃
Marking: Ex eb ⅡC Gb/ Ex tD A21 IP68

■ PROFILE

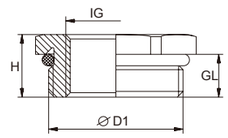

Thread ⌀D1	IG mm	GL mm	H mm	mm	Beisit No.	Article No.
MTR-M16 x 1.5	M12 x 1.5	5	8	17	Ex-M1612BRR	5.182.1601.4031-0
MTR-M20 x 1.5	M12 x 1.5	6	9	22	Ex-M2012BRR	5.182.2001.4031-0
MTR-M20 x 1.5	M16 x 1.5	6	9	22	Ex-M2016BRR	5.182.2001.5031-0
MTR-M25 x 1.5	M16 x 1.5	7	10	27	Ex-M2516BRR	5.182.2501.4031-0
MTR-M25 x 1.5	M20 x 1.5	7	10	27	Ex-M2520BRR	5.182.2501.5031-0
MTR-M32 x 1.5	M16 x 1.5	8	11	34	Ex-M3216BRR	5.182.3201.4031-0
MTR-M32 x 1.5	M20 x 1.5	8	11	34	Ex-M3220BRR	5.182.3201.5031-0
MTR-M32 x 1.5	M25 x 1.5	8	11	34	Ex-M3225BRR	5.182.3201.6031-0
MTR-M40 x 1.5	M20 x 1.5	8	12	43	Ex-M4020BRR	5.182.4001.4031-0
MTR-M40 x 1.5	M25 x 1.5	8	12	43	Ex-M4025BRR	5.182.4001.5031-0
MTR-M40 x 1.5	M32 x 1.5	8	12	43	Ex-M4032BRR	5.182.4001.6031-0
MTR-M50 x 1.5	M25 x 1.5	9	13	55	Ex-M5025BRR	5.182.5001.4031-0
MTR-M50 x 1.5	M32 x 1.5	9	13	55	Ex-M5032BRR	5.182.5001.5031-0
MTR-M50 x 1.5	M40 x 1.5	9	13	55	Ex-M5040BRR	5.182.5001.6031-0
MTR-M63 x 1.5	M32 x 1.5	10	14	65	Ex-M6332BRR	5.182.6301.4031-0
MTR-M63 x 1.5	M40 x 1.5	10	14	65	Ex-M6340BRR	5.182.6301.5031-0
MTR-M63 x 1.5	M50 x 1.5	10	14	65	Ex-M6350BRR	5.182.6301.6031-0

PG型防爆金屬縮徑環
PG Type Ex Metal Reducer

BEISIT®

→ PG

Ex | RoHS | IP68 | CE | REACH

材料： 鍍鎳黃銅
O型圈： 硅橡膠
工作溫度： -30~80℃
防爆等級： Ex eb ⅡC Gb/ Ex tD A21 IP68

Material: Nlickel-Plated Brass
O Ring: Silicone Rubber
Working temperature: -30℃ to 80℃
Marking: Ex eb ⅡC Gb/ Ex tD A21 IP68

■ PROFILE

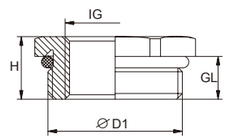

Thread ØD1	IG mm	GL mm	H mm	mm	Beisit No.	Article No.
MTR-PG 9	PG 7	6	8.8	17	Ex-P0907BRR	5.182.0901.4231-0
MTR-PG 11	PG 7	6	9	20	Ex-P1107BRR	5.182.1101.4231-0
MTR-PG 11	PG 9	6	9	20	Ex-P1109BRR	5.182.1101.5231-0
MTR-PG 13.5	PG 9	6.5	9.5	22	Ex-P13509BRR	5.182.1301.4231-0
MTR-PG 13.5	PG 11	6.5	9.5	22	Ex-P13511BRR	5.182.1301.5231-0
MTR-PG 16	PG 9	6.5	9.5	24	Ex-P1609BRR	5.182.1601.4231-0
MTR-PG 16	PG 11	6.5	9.5	24	Ex-P1611BRR	5.182.1601.5231-0
MTR-PG 16	PG 13.5	6.5	9.5	24	Ex-P16135BRR	5.182.1601.6231-0
MTR-PG 21	PG 11	7	10.3	30	Ex-P2111BRR	5.182.2101.4231-0
MTR-PG 21	PG 13.5	7	10.3	30	Ex-P21135BRR	5.182.2101.5231-0
MTR-PG 21	PG 16	7	10.3	30	Ex-P2116BRR	5.182.2101.6231-0
MTR-PG 29	PG 16	7	11.5	40	Ex-P2916BRR	5.182.2901.4231-0
MTR-PG 29	PG 21	7	11.5	40	Ex-P2921BRR	5.182.2901.5231-0
MTR-PG 36	PG 21	8	12.5	50	Ex-P3621BRR	5.182.3601.4231-0
MTR-PG 36	PG 29	8	12.5	50	Ex-P3629BRR	5.182.3601.5231-0
MTR-PG 42	PG 29	10	13.5	57	Ex-P4229BRR	5.182.4201.4231-0
MTR-PG 42	PG 36	10	13.5	57	Ex-P4236BRR	5.182.4201.5231-0
MTR-PG 48	PG 36	10	13.5	64	Ex-P4836BRR	5.182.4801.4231-0
MTR-PG 48	PG 42	10	13.5	64	Ex-P4842BRR	5.182.4801.5231-0

M-PG型/M-NPT型防爆金屬變徑環
Metric-PG Type / Metric-NPT Type Ex Metal Adapter

BEISIT®

→ M-PG/M-NPT

Ex | RoHS | IP68 | CE | REACH

材料： 鍍鎳黃銅
O型圈： 硅橡膠
工作溫度： -30~80℃
防爆等級： Ex eb ⅡC Gb/ Ex tD A21 IP68

Material: Nlickel-Plated Brass
O Ring: Silicone Rubber
Working temperature: -30℃ to 80℃
Marking: Ex eb ⅡC Gb/ Ex tD A21 IP68

■ PROFILE

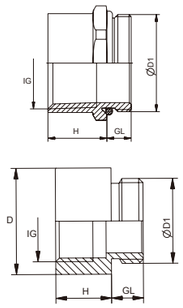

Thread ØD1	IG mm	GL mm	H mm	mm	Beisit No.	Article No.
MTR-M16 x 1.5	PG 9	6	10.5	20	Ex-M16P09BRA	5.180.1601.4031-0
MTR-M20 x 1.5	PG 11	6.5	12.5	22	Ex-M20P11BRA	5.180.2001.4031-0
MTR-M20 x 1.5	PG 13.5	6.5	12.5	22	Ex-M20P135BRA	5.180.2001.5031-0
MTR-M20 x 1.5	PG 16	6.5	12.5	24	Ex-M20P16BRA	5.180.2001.6031-0
MTR-M25 x 1.5	PG 16	6.5	12.5	28	Ex-M25P16BRA	5.180.2501.4031-0
MTR-M25 x 1.5	PG 21	6.5	14.5	30	Ex-M25P21BRA	5.180.2501.5031-0
MTR-M32 x 1.5	PG 29	7	16	40	Ex-M32P29BRA	5.180.3201.4031-0
MTR-M16 x 1.5	1/2"NPT	6	17	24	Ex-M16N12BRA	5.180.1601.5031-0
MTR-M20 x 1.5	1/2"NPT	6	17	24	Ex-M20N12BRA	5.180.2001.7031-0
MTR-M25 x 1.5	1/2"NPT	7	18	30	Ex-M25N12BRA	5.180.2501.6031-0
MTR-M25 x 1.5	3/4"NPT	7	19	30	Ex-M25N34BRA	5.180.2501.7031-0
MTR-M32 x 1.5	1"NPT	8	25	40	Ex-M32N100BRA	5.180.3201.5031-0
MTR-M32 x 1.5	1 1/4"NPT	8	25	46	Ex-M32N114BRA	5.180.3201.6031-0

PG-M型/PG-NPT型防爆金屬變徑環
PG-Metric Type / PG-NPT Type Ex Metal Adapter

BEISIT®

→ PG-M/PG-NPT Ex | RoHS | IP68 | CE | REACH

材料： 鍍鎳黃銅
O型圈： 硅橡膠
工作溫度： -30~80℃
防爆等級： Ex eb ⅡC Gb/ Ex tD A21 IP68

Material: Nlickel-Plated Brass
O Ring: Silicone Rubber
Working temperature: -30℃ to 80℃
Marking: Ex eb ⅡC Gb/ Ex tD A21 IP68

PROFILE

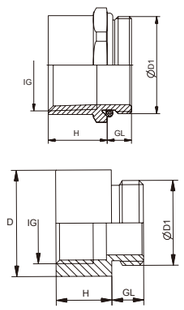

Thread ØD1	IG mm	GL mm	H mm	mm	Beisit No.	Article No.
MTR-PG 9	M16X1.5	6	10.5	20	Ex-P09M16BRA	5.180.0901.4231-0
MTR-PG 11	M20X1.5	6.5	12.5	22	Ex-P11M20BRA	5.180.1101.4231-0
MTR-PG 13.5	M20X1.5	6.5	12.5	22	Ex-P135M20BRA	5.180.1301.4231-0
MTR-PG 16	M25X1.5	6.5	14.5	27	Ex-P16M25BRA	5.180.1601.4231-0
MTR-PG 11	1/2"NPT	6	16.7	24	Ex-P11N12BRA	5.180.1101.5231-0
MTR-PG 13.5	1/2"NPT	6.5	17	24	Ex-P135N12BRA	5.180.1301.5231-0
MTR-PG 16	1/2"NPT	6.5	16.5	24	Ex-P16N12BRA	5.180.1601.5231-0
MTR-PG 21	1/2"NPT	7	18	30	Ex-P21N12BRA	5.180.2101.4231-0
MTR-PG 21	1"NPT	7	18	30	Ex-P21N34BRA	5.180.2101.5231-0
MTR-PG 29	1 1/4"NPT	8	20	40	Ex-P29N100BRA	5.180.2901.4231-0

M型防爆金屬擴徑環
Metric Type Ex Metal Enlarger

BEISIT®

→ M Ex | RoHS | IP68 | CE | REACH

材料： 鍍鎳黃銅
O型圈： 硅橡膠
工作溫度： -30~80℃
防爆等級： Ex eb ⅡC Gb/ Ex tD A21 IP68

Material: Nlickel-Plated Brass
O Ring: Silicone Rubber
Working temperature: -30℃ to 80℃
Marking: Ex eb ⅡC Gb/ Ex tD A21 IP68

PROFILE

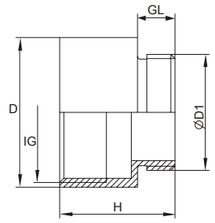

Thread ØD1	IG mm	GL mm	H mm	mm	Beisit No.	Article No.
MTE-M12 x 1.5	M16 x 1.5	5	15	18	Ex-M1216BRE	5.181.1201.4031-0
MTE-M16 x 1.5	M20 x 1.5	6	17.5	22	Ex-M1620BRE	5.181.1601.4031-0
MTE-M20 x 1.5	M25 x 1.5	6.5	19	27	Ex-M2025BRE	5.181.2001.4031-0
MTE-M25 x 1.5	M32 x 1.5	6.5	21	34	Ex-M2532BRE	5.181.2501.4031-0
MTE-M32 x 1.5	M40 x 1.5	7	23	42	Ex-M3240BRE	5.181.3201.4031-0
MTE-M40 x 1.5	M50 x 1.5	9	31	53	Ex-M4050BRE	5.181.4001.4031-0
MTE-M50 x 1.5	M63 x 1.5	9	31	66	Ex-M5063BRE	5.181.5001.4031-0

PG型防爆金屬擴徑環
PG Type Ex Metal Enlarger

BEISIT®

→ PG

Ex | RoHS | IP68 | CE | REACH

材料： 鍍鎳黃銅
O型圈： 硅橡膠
工作溫度： -30~80℃
防爆等級： Ex eb ⅡC Gb/ Ex tD A21 IP68

Material: Nlickel-Plated Brass
O Ring: Silicone Rubber
Working temperature: -30℃ to 80℃
Marking: Ex eb ⅡC Gb/ Ex tD A21 IP68

PROFILE

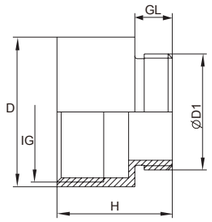

Thread ØD1	IG mm	GL mm	H mm	mm	Beisit No.	Article No.
MTE-PG 7	PG 9	5	15	17	Ex-P0709BRE	5.181.0701.4231-0
MTE-PG 9	PG 11	6	16.5	20	Ex-P0911BRE	5.181.0901.4231-0
MTE-PG 9	PG 13.5	6	17.5	22	Ex-P09135BRE	5.181.0901.5231-0
MTE-PG 11	PG 13.5	6	17.5	22	Ex-P11135BRE	5.181.1101.4231-0
MTE-PG 11	PG 16	6	18.5	24	Ex-P1116BRE	5.181.1101.5231-0
MTE-PG 11	PG 21	6	20.5	30	Ex-P1121BRE	5.181.1101.6231-0
MTE-PG 13.5	PG 16	6.5	19	24	Ex-P13516BRE	5.181.1301.4231-0
MTE-PG 13.5	PG 21	6.5	21	30	Ex-P13521BRE	5.181.1301.5231-0
MTE-PG 16	PG 21	6.5	21	30	Ex-P1621BRE	5.181.1601.4231-0
MTE-PG 16	PG 29	6.5	22.5	39	Ex-P1629BRE	5.181.1601.5231-0
MTE-PG 21	PG 29	7	23	39	Ex-P2129BRE	5.181.2101.4231-0
MTE-PG 29	PG 36	8	27.5	50	Ex-P2936BRE	5.181.2901.4231-0
MTE-PG 36	PG 42	9	31	57	Ex-P3642BRE	5.181.3601.4231-0
MTE-PG 42	PG 48	10	33	64	Ex-P4248BRE	5.181.4201.4231-0

PG型/M型/NPT/G(PF)型尼龍六角螺母
PG Type/Metric Type/NPT/G(PF) Type Nylon LockNuts

BEISIT®

→ PG/M/NPT/G(PF)

CE | RoHS

材料： 采用UL認可的尼龍材料
工作溫度： -40℃至100℃
顏色種類： 灰色、黑色，
其他顏色可定做
材料種類： V0或F1可定做

Material: PA (NYLON), UL 94 V-2
Working temperature: -40℃ to100℃
Color: Grey(RAL7035), Black(RAL9005), other colors customized.
Material options: V0, or F1 can be offered upon request.

PROFILE

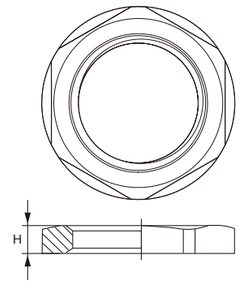

Thread	H mm	mm	Beisit No. RAL7035	Article No. RAL7035	Beisit No. RAL9005	Article No. RAL9005
PG 7	5	19	P07-LN	2.270.0701.03	P07-LNB	2.270.0703.03
PG 9	5	22	P09-LN	2.270.0901.03	P09-LNB	2.270.0903.03
PG 11	5	24	P11-LN	2.270.1101.03	P11-LNB	2.270.1103.03
PG 13.5	5.7	27	P13-LN	2.270.1301.03	P13-LNB	2.270.1303.03
PG 16	5.7	30	P16-LN	2.270.1601.03	P16-LNB	2.270.1603.03
PG 19	6	30	P19-LN	2.270.2401.01	P19-LNB	2.270.2403.01
PG 21	6	36	P21-LN	2.270.2101.03	P21-LNB	2.270.2103.03
PG 29	7	46	P29-LN	2.270.2901.03	P29-LNB	2.270.2903.03
PG 36	7.6	60	P36-LN	2.270.3601.03	P36-LNB	2.270.3603.03
PG 42	8	65	P42-LN	2.270.4201.03	P42-LNB	2.270.4203.03
PG 48	7.8	70	P48-LN	2.270.4801.03	P48-LNB	2.270.4803.03
M12 x 1.5	5	17	M12-LN	2.270.1201.01	M12-LNB	2.270.1203.01
M16 x 1.5	5	22	M16-LN	2.270.1601.01	M16-LNB	2.270.1603.01
M20 x 1.5	5.7	27	M20-LN	2.270.2001.01	M20-LNB	2.270.2003.01
M24 x 1.5	6	30	M24-LN	2.270.2401.01	M24-LNB	2.270.2403.01
M25 x 1.5	6	32	M25-LN	2.270.2501.01	M25-LNB	2.270.2503.01
M32 x 1.5	7	41	M32-LN	2.270.3201.01	M32-LNB	2.270.3203.01
M40 x 1.5	7	50	M40-LN	2.270.4001.01	M40-LNB	2.270.4003.01
M50 x 1.5	8.5	60	M50-LN	2.270.5001.01	M50-LNB	2.270.5003.01
M63 x 1.5	8	75	M63-LN	2.270.6301.01	M63-LNB	2.270.6303.01
M75 x 2	10	86	M75-LN	2.270.7501.01	M75-LNB	2.270.7503.01
3/8"NPT	6.8	24	N38-LN	2.270.3801.06	N38-LNB	2.270.3803.06
1/2"NPT	6	27	N12-LN	2.270.1201.06	N12-LNB	2.270.1203.06
3/4"NPT	6.5	32	N34-LN	2.270.3401.06	N34-LNB	2.270.3403.06
1"NPT	7	41	N100-LN	2.270.1001.06	N100-LNB	2.270.1003.06
1/4"NPT	5.5	19	N14-LN	2.270.1401.06	N14-LNB	2.270.1403.06
1 1/4"NPT	7	50	N114-LN	2.270.5401.06	N114-LNB	2.270.5403.06
1 1/2"NPT	7.6	60	N112-LN	2.270.3201.06	N112-LNB	2.270.3203.06
2"NPT	9	70	N200-LN	2.270.2001.06	N200-LNB	2.270.2003.06
G(PF)1/4"	5.5	19	G14-LN	2.270.1401.05	G14-LNB	2.270.1403.05
G(PF)3/8"	6.8	24	G38-LN	2.270.3801.05	G38-LNB	2.270.3803.05
G(PF)1/2"	6.5	27	G12-LN	2.270.1201.05	G12-LNB	2.270.1203.05
G(PF)3/4"	6.5	32	G34-LN	2.270.3401.05	G34-LNB	2.270.3403.05
G(PF)1"	7	41	G100-LN	2.270.1001.05	G100-LNB	2.270.1003.05
G(PF)1 1/4"	7.3	50	G114-LN	2.270.5401.05	G114-LNB	2.270.5403.05
G(PF)1 1/2"	8.5	60	G112-LN	2.270.3201.05	G112-LNB	2.270.3203.05
G(PF)2"	9	70	G200-LN	2.270.2001.05	G200-LNB	2.270.2003.05

Technical Appendix
Standard Industrial
Multi-Entry
EMC
Special Applications
Ex e
Accessories
Conduit System
Enclosure System

PG型/M/G(PF)型金屬六角螺母
PG Type/Metric Type/G(PF) Type Metal LockNuts

BEISIT®

→ PG/M/G(PF) CE RoHS

材料： 鍍鎳黃銅
工作溫度： -40℃至100℃

Material: Nickel-plated brass
Working temperature: -40℃ to 100℃

■ PROFILE

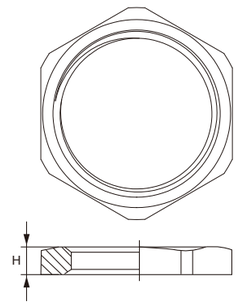

Thread	H mm	mm	Beisit No.	Article No.
PG 7	2.7	15	P07BR-LN	2.170.0701.03
PG 9	3	18	P09BR-LN	2.170.0901.03
PG 11	3	21	P11BR-LN	2.170.1101.03
PG 13.5	3	23	P13BR-LN	2.170.1301.03
PG 16	3	26	P16BR-LN	2.170.1601.03
PG 21	3.5	32	P21BR-LN	2.170.2101.03
PG 29	4	41	P29BR-LN	2.170.2901.03
PG 36	5	51	P36BR-LN	2.170.3601.03
PG 42	5	60	P42BR-LN	2.170.4201.03
PG 48	5.5	64	P48BR-LN	2.170.4801.03
M12 x 1.5	2.6	15	M 12BR-LN	2.170.1201.01
M16 x 1.5	2.8	19	M 16BR-LN	2.170.1601.01
M20 x 1.5	3.0	23	M 20BR-LN	2.170.2001.01
M25 x 1.5	3.5	29	M 25BR-LN	2.170.2501.01
M32 x 1.5	4	36	M 32BR-LN	2.170.3201.01
M40 x 1.5	4.5	45	M 40BR-LN	2.170.4001.01
M50 x 1.5	5.5	55	M 50BR-LN	2.170.5001.01
M63 x 1.5	6	70	M 63BR-LN	2.170.6301.01
G(PF)1/4"	4	17	G14BR-LN	2.170.1401.05
G(PF)3/8"	4.5	19	G38BR-LN	2.170.3801.05
G(PF)1/2"	5	24	G12BR-LN	2.170.1201.05
G(PF)3/4"	5	30	G34BR-LN	2.170.3401.05
G(PF)1"	6	40	G100BR-LN	2.170.1001.05
G(PF)1 1/4"	6	50	G114BR-LN	2.170.5401.05
G(PF)1 1/2"	6	57	G112BR-LN	2.170.3201.05
G(PF)2"	6	64	G200BR-LN	2.170.2001.05

M型雙鎖緊六角螺母
Metric Type Double-Locking Nuts

BEISIT®

→ M CE IP68 RoHS

材料： 鍍鎳黃銅

Material: Nickel-plated brass



■ PROFILE

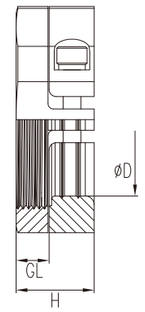

Thread ØD1	ØD mm	H mm	GL mm	mm	Beisit No.	Article No.
M40 x 1.5	24-28	21	9	45	M4028BR-NSR	2.173.4001.01
M40 x 1.5	27-32	21	9	45	M4032BR-NSR	2.173.4031.01
M50 x 1.5	32-39	22	9	57	M5039BR-NSR	2.173.5001.01
M50 x 1.5	37-43	22	9	60	M5043BR-NSR	2.173.5031.01

專利產品仿冒必究 Patented product. 可爲客户特殊定制 Special Customization is available.

PG型/M型/G(PF)型圓形堵塞件
PG Type /Metric Type /G(PF)Type Nylon Screw Plugs

BEISIT®

→ PG/M/G(PF)

CE | IP68 | RoHS

材料： 采用UL認可的尼龍材料
O型圈： EPDM（可選硅橡膠，TPV，氟橡膠等）
工作溫度： -40℃至100℃
顏色種類： 灰色、黑色，其他顏色可定做
材料種類： V0或F1可定做

Material: PA (NYLON), UL 94 V-2
O-Ring: EPDM (optional material, Silicone Rubber, TPV,FPM)
Working temperature: -40℃ to100℃
Color: Grey(RAL7035), Black(RAL9005), other colors customized.
Material options: V0, or F1 can be offered upon request.

PROFILE

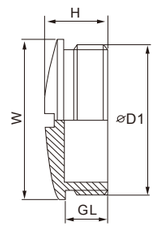

Thread ⌀D1	GL mm	H mm	W mm	Beisit No. RAL7035	Article No. RAL7035	Beisit No. RAL9005	Article No. RAL9005
PG 7	8.5	12.5	15	SPP0709	1.284.0701.4230-0	SPP0709B	1.284.0703.4230-0
PG 9	8.5	13	19	SPP0909	1.284.0901.4230-0	SPP0909B	1.284.0903.4230-0
PG 11	9	13	22	SPP1109	1.284.1101.4230-0	SPP1109B	1.284.1103.4230-0
PG 13.5	9	13	25	SPP1309	1.284.1301.4230-0	SPP1309B	1.284.1303.4230-0
PG 16	10.5	15	27	SPP1611	1.284.1601.4230-0	SPP1611B	1.284.1603.4230-0
PG 21	10.5	15.5	33	SPP2111	1.284.2101.4230-0	SPP2111B	1.284.2103.4230-0
PG 29	11.5	16	44	SPP2912	1.284.2901.4230-0	SPP2912B	1.284.2903.4230-0
PG 36	13.5	18	55	SPP3614	1.284.3601.4230-0	SPP3614B	1.284.3603.4230-0
PG 42	13.5	18.5	62	SPP4214	1.284.4201.4230-0	SPP4214B	1.284.4203.4230-0
PG 48	14.5	19.5	68	SPP4815	1.284.4801.4230-0	SPP4815B	1.284.4803.4230-0
M 12	8.5	12.5	15	SPM1209	1.284.1201.4030-0	SPM1209B	1.284.1203.4030-0
M 16	8.5	13	19	SPM1609	1.284.1601.4030-0	SPM1609B	1.284.1603.4030-0
M 20	9.0	13	25	SPM2009	1.284.2001.4030-0	SPM2009B	1.284.2003.4030-0
M 20	7.3	11.3	25	SPM2007	1.284.2091.4030-0	SPM2007B	1.284.2093.4030-0
M 25	10.5	15.5	30	SPM2511	1.284.2501.4030-0	SPM2511B	1.284.2503.4030-0
M 32	10.5	16	38	SPM3211	1.284.3201.4030-0	SPM3211B	1.284.3203.4030-0
M 40	11.5	16	46	SPM4012	1.284.4001.4030-0	SPM4012B	1.284.4003.4030-0
M 50	13.5	18	56	SPM5014	1.284.5001.4030-0	SPM5014B	1.284.5003.4030-0
M 63	14	19	68	SPM6314	1.284.6301.4030-0	SPM6314B	1.284.6303.4030-0
G(PF)1/4	6.5	10.5	17	SPG1407	1.284.1401.4530-0	SPG1405B	1.284.1403.4530-0
G(PF)3/8	8	12.4	20.5	SPG3808	1.284.3801.4530-0	SPG3807B	1.284.3803.4530-0
G(PF)1/2	8	12	26	SPG1208	1.284.1201.4530-0	SPG1206B	1.284.1203.4530-0
G(PF)3/4	10	15	32	SPG3410	1.284.3401.4530-0	SPG3408B	1.284.3403.4530-0
G(PF)1	12	17.5	40	SPG10012	1.284.1001.4530-0	SPG10010B	1.284.1003.4530-0
G(PF)1 1/4	13	17.5	49	SPG11413	1.284.5401.4530-0	SPG11411B	1.284.5403.4530-0

PG型/M型 金屬圓形堵塞件
PG Type/Metric Type Metal Screw Plugs

BEISIT®

→ PG/M

CE | IP68 | RoHS

材料： 鍍鎳黃銅
O型圈： EPDM（可選硅橡膠，TPV，氟橡膠等）
工作溫度： -40℃至100℃

Material: Nickel-plated brass
O-Ring EPDM (optional material, Silicone Rubber, TPV,FPM)
Working temperature: -40℃ to100℃

PROFILE

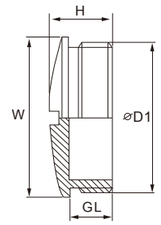

Thread ⌀D1	GL mm	H mm	W mm	Beisit No.	Article No.
PG 7	5	8	14	SPP0705BR	1.184.0701.4230-0
PG 9	5.5	8	19	SPP0906BR	1.184.0901.4230-0
PG 11	6	9	21	SPP1106BR	1.184.1101.4230-0
PG 13.5	7	10	23	SPP1307BR	1.184.1301.4230-0
PG 16	6.5	10	25	SPP1607BR	1.184.1601.4230-0
PG 21	7	11	28	SPP2107BR	1.184.2101.4230-0
PG 29	8	12	35	SPP2908BR	1.184.2901.4230-0
PG 36	9	13	44.5	SPP3609BR	1.184.3601.4230-0
PG 42	9	15	55.5	SPP4209BR	1.184.4201.4230-0
PG 48	10	16	67	SPP4810BR	1.184.4801.4230-0
M12 x 1.5	5	8	14	SPM1205BR	1.184.1201.4030-0
M16 x 1.5	5.5	8	19	SPM1606BR	1.184.1601.4030-0
M20 x 1.5	7	10	23	SPM2007BR	1.184.2001.4030-0
M25 x 1.5	7	11	28	SPM2507BR	1.184.2501.4030-0
M32 x 1.5	8	12	35	SPM3208BR	1.184.3201.4030-0
M40 x 1.5	9	13	44.5	SPM4009BR	1.184.4001.4030-0
M50 x 1.5	9	15	55.5	SPM5009BR	1.184.5001.4030-0
M63 x 1.5	10	16	67	SPM6310BR	1.184.6301.4030-0

PG型/M型 六角形金屬悶蓋
PG Type/Metric Type Metal Hexagon Screw Plugs

BEISIT®

→ PG/M CE IP68 RoHS

材料： 鍍鎳黃銅
O型圈： EPDM（可選硅橡膠，TPV，氟橡膠等）
工作溫度： -40℃至100℃

Material: Nickel-plated brass
O-Ring EPDM (optional material, Silicone Rubber, TPV,FPM)
Working temperature: -40℃ to100℃

PROFILE

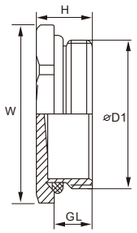

Thread ⌀D1	GL mm	H mm	W mm	Beisit No.	Article No.
PG 7	5	8	14	HSPP0705BR	1.183.0701.4230-0
PG 9	6	9	17	HSPP0906BR	1.183.0901.4230-0
PG 11	6	9	20	HSPP1106BR	1.183.1101.4230-0
PG 13.5	7	10	22	HSPP1307BR	1.183.1301.4230-0
PG 16	7	10	24	HSPP1607BR	1.183.1601.4230-0
PG 21	7	11	30	HSPP2107BR	1.183.2101.4230-0
PG 29	8	12	40	HSPP2908BR	1.183.2901.4230-0
PG 36	9	15	50	HSPP3609BR	1.183.3601.4230-0
PG 42	10	16	60	HSPP4210BR	1.183.4201.4230-0
PG 48	10	16	64	HSPP4810BR	1.183.4801.4230-0
M12 x 1.5	5	8	14	HSPM1205BR	1.183.1201.4030-0
M16 x 1.5	6	9	18	HSPM1606BR	1.183.1601.4030-0
M18 x 1.5	6	9	20	HSPM1806BR	1.183.1801.4030-0
M20 x 1.5	7	10	22	HSPM2007BR	1.183.2001.4030-0
M22 x 1.5	7	10	25	HSPM2207BR	1.183.2201.4030-0
M25 x 1.5	7	10	29	HSPM2507BR	1.183.2501.4030-0
M27 x 1.5	8	11	30	HSPM2708BR	1.183.2701.4030-0
M32 x 1.5	8	11	36	HSPM3208BR	1.183.3201.4030-0
M40 x 1.5	9	12	45	HSPM4009BR	1.183.4001.4030-0
M50 x 1.5	9	15	55	HSPM5009BR	1.183.5001.4030-0
M63 x 1.5	10	16	70	HSPM6310BR	1.183.6301.4030-0

M型尼龍擴徑環
Metric Type Nylon Thread Enlarger

BEISIT®

→ M CE RoHS

材料： 采用UL認可的尼龍材料
O型圈： EPDM（可選硅橡膠，TPV，氟橡膠等）
保護等級： IP54
工作溫度： -40℃至100℃
顏色種類： 灰色、黑色，
其他顏色可定做

Material: PA (NYLON), UL 94 V-2
O-Ring: EPDM (optional material, Silicone Rubber, TPV,FPM)
Protection degree: IP54
Working temperature: -40℃ to100℃
Color: Grey(RAL7035), Black(RAL9005), other colors customized.

PROFILE

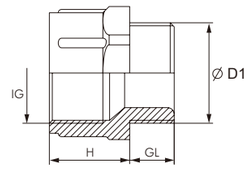

Thread ⌀D1	IG mm	GL mm	H mm	D mm	Beisit No. RAL7035	Article No. RAL7035	Beisit No. RAL9005	Article No. RAL9005
M12 x 1.5	M16 x 1.5	15	19	20	M1216E	1.281.1201.4030-0	M1216EB	1.281.1203.4030-0
M16 x 1.5	M20 x 1.5	15	19	24	M1620E	1.281.1601.4030-0	M1620EB	1.281.1603.4030-0
M20 x 1.5	M25 x 1.5	15	19	29	M2025E	1.281.2001.4030-0	M2025EB	1.281.2003.4030-0
M25 x 1.5	M32 x 1.5	15	19	36	M2532E	1.281.2501.4030-0	M2532EB	1.281.2503.4030-0
M32 x 1.5	M40 x 1.5	15	19.5	45	M3240E	1.281.3201.4030-0	M3240EB	1.281.3203.4030-0
M40 x 1.5	M50 x 1.5	15	19.5	55	M4050E	1.281.4001.4030-0	M4050EB	1.281.4003.4030-0
M50 x 1.5	M63 x 1.5	15	19.5	68	M5063E	1.281.5001.4030-0	M5063EB	1.281.5003.4030-0

PG型/M型 金屬擴徑環
PG Type/Metric Type Metal Thread Enlarger

BEISIT®

→ PG/M CE | IP68 | RoHS

材料: 鍍鎳黃銅
O型圈: EPDM（可選硅橡膠，TPV，氟橡膠等）
工作溫度: -40℃至100℃

Material: Nickel-plated brass
O-Ring: EPDM (optional material, Silicone Rubber, TPV,FPM)
Working temperature: -40℃ to100℃

■ PROFILE

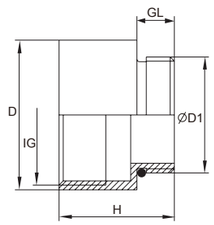

Thread ØD1	IG mm	GL mm	H mm	D mm	Beisit No.	Article No.
PG 7	PG 9	5	15	17	P0709BRE	1.181.0701.4230-0
PG 9	PG 11	6	16.5	20	P0911BRE	1.181.0901.4230-0
PG 9	PG 13.5	6	17.5	22	P09135BRE	1.181.0901.5230-0
PG 11	PG 13.5	6	17.5	22	P11135BRE	1.181.1101.4230-0
PG 11	PG 16	6	18.5	24	P1116BRE	1.181.1101.5230-0
PG 11	PG 21	6	20.5	30	P1121BRE	1.181.1101.6230-0
PG 13.5	PG 16	6.5	19	24	P13516BRE	1.181.1301.4230-0
PG 13.5	PG 21	6.5	21	30	P13521BRE	1.181.1301.5230-0
PG 16	PG 21	6.5	21	30	P1621BRE	1.181.1601.4230-0
PG 16	PG 29	6.5	22.5	39	P1629BRE	1.181.1601.5230-0
PG 21	PG 29	7	23	39	P2129BRE	1.181.2101.4230-0
PG 29	PG 36	8	27.5	50	P2936BRE	1.181.2901.4230-0
PG 36	PG 42	9	31	57	P3642BRE	1.181.3601.4230-0
PG 42	PG 48	10	33	64	P4248BRE	1.181.4201.4230-0
M12 x 1.5	M16 x 1.5	5	15	18	M1216BRE	1.181.1201.4030-0
M16 x 1.5	M20 x 1.5	6	17.5	22	M1620BRE	1.181.1601.4030-0
M20 x 1.5	M25 x 1.5	6.5	19	27	M2025BRE	1.181.2001.4030-0
M25 x 1.5	M32 x 1.5	6.5	21	34	M2532BRE	1.181.2501.4030-0
M32 x 1.5	M40 x 1.5	7	23	42	M3240BRE	1.181.3201.4030-0
M40 x 1.5	M50 x 1.5	9	31	53	M4050BRE	1.181.4001.4030-0
M50 x 1.5	M63 x 1.5	9	31	66	M5063BRE	1.181.5001.4030-0



PG型/M型 尼龍縮徑環
PG Type/Metric Type Nylon Thread Reducer

BEISIT®

→ PG/M CE | RoHS

材料: 采用UL認可的尼龍材料
保護等級: IP54
工作溫度: -40℃至100℃
顏色種類: 灰色、黑色，
其他顏色可定做

Material: PA (NYLON), UL 94 V-2
Protection degree: IP54
Working temperature: -40℃ to100℃
Color: Grey(RAL7035), Black(RAL9005), other colors customized.

■ PROFILE

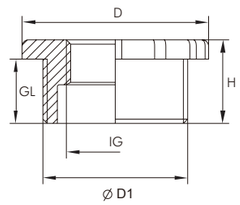

Thread ØD1	IG mm	GL mm	H mm	D mm	Beisit No. RAL7035●	Article No. RAL7035	Beisit No. RAL9005●	Article No. RAL9005
PG 13.5	PG 9	8	12	27	P13509R	1.282.1301.4230-0	P13509RB	1.282.1303.4230-0
PG 16	PG 9	10	13	29	P1609R	1.282.1601.4230-0	P1609RB	1.282.1603.4230-0
PG 16	PG 11	10	13	29	P1611R	1.282.1601.5230-0	P1611RB	1.282.1603.5230-0
PG 21	PG 13.5	11	13.5	36	P21135R	1.282.2101.4230-0	P21135RB	1.282.2103.4230-0
PG 21	PG 16	11	13.5	36	P2116R	1.282.2101.5230-0	P2116RB	1.282.2103.5230-0
PG 29	PG 21	11	13.5	46	P2921R	1.282.2901.4230-0	P2921RB	1.282.2903.4230-0
PG 36	PG 29	11	19.5	58	P3629R	1.282.3601.4230-0	P3629RB	1.282.3603.4230-0
M20 x 1.5	M12 x 1.5	8	12	27	M2012R	1.282.2001.4030-0	M2012RB	1.282.2003.4030-0
M20 x 1.5	M16 x 1.5	8	12	27	M2016R	1.282.2001.5030-0	M2016RB	1.282.2003.5030-0
M25 x 1.5	M16 x 1.5	10	13	29	M2516R	1.282.2501.4030-0	M2516RB	1.282.2503.4030-0
M25 x 1.5	M20 x 1.5	10	13	29	M2520R	1.282.2501.5030-0	M2520RB	1.282.2503.5030-0
M32 x 1.5	M20 x 1.5	11	13.5	36	M3220R	1.282.3201.4030-0	M3220RB	1.282.3203.4030-0
M32 x 1.5	M25 x 1.5	11	13.5	36	M3225R	1.282.3201.5030-0	M3225RB	1.282.3203.5030-0
M40 x 1.5	M25 x 1.5	11	13.5	46	M4025R	1.282.4001.4030-0	M4025RB	1.282.4003.4030-0
M40 x 1.5	M32 x 1.5	11	13.5	46	M4032R	1.282.4001.5030-0	M4032RB	1.282.4003.5030-0
M50 x 1.5	M32 x 1.5	11	15	58	M5032R	1.282.5001.4030-0	M5032RB	1.282.5003.4030-0
M50 x 1.5	M40 x 1.5	11	15	58	M5040R	1.282.5001.5030-0	M5040RB	1.282.5003.5030-0



PG型/M型 金屬縮徑環
PG Type/Metric Type Metallic Thread Reducer

→ PG/M

CE | IP68 | RoHS

材料: 鍍鎳黃銅
O型圈: EPDM（可選硅橡膠，TPV，氟橡膠等）
工作溫度: -40℃至100℃

Material: Nickel-plated brass
O-Ring: EPDM (optional material, Silicone Rubber, TPV,FPM)
Working temperature: -40℃ to100℃

■ PROFILE

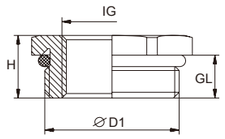

Thread ØD1	IG mm	GL mm	H mm	mm	Beisit No.	Article No.
PG 9	PG 7	6	8.8	17	P0907BRR	1.182.0901.4230-0
PG 11	PG 7	6	9	20	P1107BRR	1.182.1101.4230-0
PG 11	PG 9	6	9	20	P1109BRR	1.182.1101.5230-0
PG 13.5	PG 9	6.5	9.5	22	P1309BRR	1.182.1301.4230-0
PG 13.5	PG 11	6.5	9.5	22	P1311BRR	1.182.1301.5230-0
PG 16	PG 9	6.5	9.5	24	P1609BRR	1.182.1601.4230-0
PG 16	PG 11	6.5	9.5	24	P1611BRR	1.182.1601.5230-0
PG 16	PG 13.5	6.5	9.5	24	P16135BRR	1.182.1601.6230-0
PG 21	PG 11	7	10.3	30	P2111BRR	1.182.2101.4230-0
PG 21	PG 13.5	7	10.3	30	P21135BRR	1.182.2101.5230-0
PG 21	PG 16	7	10.3	30	P2116BRR	1.182.2101.6230-0
PG 29	PG 16	7	11.5	40	P2916BRR	1.182.2901.4230-0
PG 29	PG 21	7	11.5	40	P2921BRR	1.182.2901.5230-0
PG 36	PG 21	8	12.5	50	P3621BRR	1.182.3601.4230-0
PG 36	PG 29	8	12.5	50	P3629BRR	1.182.3601.5230-0
PG 42	PG 29	10	13.5	57	P4229BRR	1.182.4201.4230-0
PG 42	PG 36	10	13.5	57	P4236BRR	1.182.4201.5230-0
PG 48	PG 36	10	13.5	64	P4836BRR	1.182.4801.4230-0
PG 48	PG 42	10	13.5	64	P4842BRR	1.182.4801.5230-0
M16 x 1.5	M12 x 1.5	5	8	17	M1612BRR	1.182.1601.4030-0
M20 x 1.5	M12 x 1.5	6	9	22	M2012BRR	1.182.2001.4030-0
M20 x 1.5	M16 x 1.5	6	9	22	M2016BRR	1.182.2001.5030-0
M25 x 1.5	M16 x 1.5	7	10	27	M2516BRR	1.182.2501.4030-0
M25 x 1.5	M20 x 1.5	7	10	27	M2520BRR	1.182.2501.5030-0
M32 x 1.5	M16 x 1.5	8	11	34	M3216BRR	1.182.3201.4030-0
M32 x 1.5	M20 x 1.5	8	11	34	M3220BRR	1.182.3201.5030-0
M32 x 1.5	M25 x 1.5	8	11	34	M3225BRR	1.182.3201.6030-0
M40 x 1.5	M20 x 1.5	8	12	43	M4020BRR	1.182.4001.4030-0
M40 x 1.5	M25 x 1.5	8	12	43	M4025BRR	1.182.4001.5030-0
M40 x 1.5	M32 x 1.5	8	12	43	M4032BRR	1.182.4001.6030-0
M50 x 1.5	M25 x 1.5	9	13	55	M5025BRR	1.182.5001.4030-0
M50 x 1.5	M32 x 1.5	9	13	55	M5032BRR	1.182.5001.5030-0
M50 x 1.5	M40 x 1.5	9	13	55	M5040BRR	1.182.5001.6030-0
M63 x 1.5	M32 x 1.5	10	14	65	M6332BRR	1.182.6301.4030-0
M63 x 1.5	M40 x 1.5	10	14	65	M6340BRR	1.182.6301.5030-0
M63 x 1.5	M50 x 1.5	10	14	65	M6350BRR	1.182.6301.6030-0

PG-M型/PG-NPT型金屬變徑環
PG-Metric Type/PG-NPT Type Metallic Thread Adaptor

→ PG-M/PG-NPT

CE | IP68 | RoHS

材料: 鍍鎳黃銅
O型圈: EPDM（可選硅橡膠，TPV，氟橡膠等）
工作溫度: -40℃至100℃

Material: Nickel-plated brass
O-Ring: EPDM (optional material, Silicone Rubber, TPV,FPM)
Working temperature: -40℃ to100℃

■ PROFILE

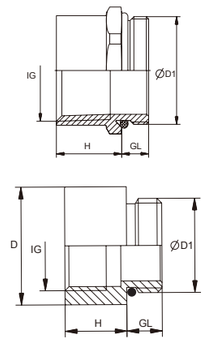

Thread ØD1	IG mm	GL mm	H mm	mm	Beisit No.	Article No.
PG 9	M16 x 1.5	6	10.5	20	P09M16BRA	1.180.0901.4230-0
PG 11	M20 x 1.5	6.5	12.5	22	P11M20BRA	1.180.1101.4230-0
PG 13.5	M20 x 1.5	6.5	12.5	22	P135M20BRA	1.180.1301.4230-0
PG 16	M25 x 1.5	6.5	14.5	27	P16M25BRA	1.180.1601.4230-0
PG 11	1/2″ NPT	6	16.7	24	P11N12BRA	1.180.1101.5230-0
PG 13.5	1/2″ NPT	6.5	17	24	P135N12BRA	1.180.1301.5230-0
PG 16	1/2″ NPT	6.5	16.5	24	P16N12BRA	1.180.1601.5230-0
PG 21	1/2″ NPT	7	18	30	P21N12BRA	1.180.2101.4230-0
PG 21	3/4″ NPT	7	18	30	P21N34BRA	1.180.2101.5230-0
PG 29	1/″ NPT	8	20	40	P29N100BRA	1.180.2901.4230-0

M-PG型/M-NPT型金屬變徑環
Metric-PG /Metric-NPT Metal Adaptor

→ M-PG/M-NPT

CE | IP68 | RoHS

材料: 鍍鎳黃銅
O型圈: EPDM（可選硅橡膠，TPV，氟橡膠等）
工作溫度: -40℃至100℃

Material: Nickel-plated brass
O-Ring: EPDM (optional material, Silicone Rubber, TPV,FPM)
Working temperature: -40℃ to100℃

■ PROFILE

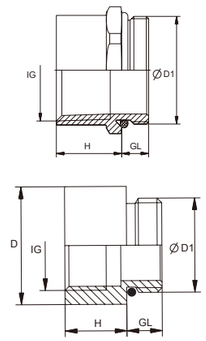

Thread ØD1	IG mm	GL mm	H mm	mm	Beisit No.	Article No.
M 16 x 1.5	PG 9	6	10.5	20	M16P09BRA	1.180.1601.4030-0
M 20 x 1.5	PG 11	6.5	12.5	22	M20P11BRA	1.180.2001.4030-0
M 20 x 1.5	PG 13.5	6.5	12.5	22	M20P135BRA	1.180.2001.5030-0
M 20 x 1.5	PG 16	6.5	12.5	24	M20P16BRA	1.180.2001.6030-0
M 25 x 1.5	PG 16	6.5	12.5	28	M25P16BRA	1.180.2501.4030-0
M 25 x 1.5	PG 21	6.5	14.5	30	M25P21BRA	1.180.2501.5030-0
M 32 x 1.5	PG 29	7	16	40	M32P29BRA	1.180.3201.4030-0
M 16 x 1.5	1/2″ NPT	6	17	24	M16N12BRA	1.180.1601.5030-0
M 20 x 1.5	1/2″ NPT	6	17	24	M20N12BRA	1.180.2001.7030-0
M 25 x 1.5	1/2″ NPT	7	18	30	M25N12BRA	1.180.2501.6030-0
M 25 x 1.5	3/4″ NPT	7	19	30	M25N34BRA	1.180.2501.7030-0
M 32 x 1.5	1″ NPT	8	25	40	M32N100BRA	1.180.3201.5030-0
M 32 x 1.5	1 1/4″ NPT	8	25	46	M32N114BRA	1.180.3201.6030-0

PG型/M型/NPT型O型圈
PG Type/Metric Type/NPT Type O-Ring

BEISIT®

→ PG/M/NPT

CE RoHS REACH

材料： 耐候橡膠、硅橡膠
工作溫度： -40℃至120℃
顏色種類 黑色

Material: EPDM，Silicone Rubber
Working temperature: -40℃ to120℃
Color: Black

■ PROFILE

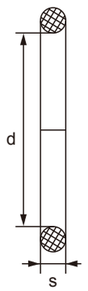

Thread	d mm	s mm	Beisit No.	Article No.
PG 7	10	1.5	P07-O	2.860.0710.15
PG 9	12	1.5	P09-O	2.860.0912.15
PG 11	16	1.5	P11-O	2.860.1116.15
PG 13.5	17	1.8	P13-O	2.860.1317.18
PG 16	18	1.5	P16-O	2.860.1618.15
PG 21	25.2	2	P21-O	2.860.2125.20
PG 29	33	2	P29-O	2.860.2933.20
PG 36	44	2	P36-O	2.860.3644.20
PG 42	50	2	P42-O	2.860.4250.20
PG 48	56.5	2	P48-O	2.860.4857.20
M12 x 1.5	10	1.5	M12-O	2.860.0710.15
M16 x 1.5	12	1.5	M16-O	2.860.0912.15
M20 x 1.5	17	1.8	M20-O	2.860.1317.18
M25 x 1.5	22	2	M25-O	2.860.2522.20
M32 x 1.5	28.5	2	M32-O	2.860.3229.20
M40 x 1.5	35	2	M40-O	2.860.4035.20
M50 x 1.5	43	2	M50-O	2.860.5043.20
M63 x 1.5	55.3	2	M63-O	2.860.6355.20
3/8"NPT	13	2	N38-O	2.860.1613.20
1/2"NPT	17	1.8	N12-O	2.860.1317.18
3/4"NPT	22	2	N34-O	2.860.2522.20
1"NPT	28.5	2	N100-O	2.860.1029.20
1 1/4"NPT	38	2.5	N114-O	2.860.5438.25
1 1/2"NPT	45	2.5	N112-O	2.860.3245.25

可爲客户特殊定制 Special Customization is available.

PG型/M型/NPT型墊片
PG Type/Metric Type/NPT Type Gasket

BEISIT®

→ PG/M

REACH CE RoHS

材料： 耐候橡膠、硅橡膠
工作溫度： -40℃至120℃
顏色種類 黑色

Material: EPDM，Silicone Rubber
Working temperature: -40℃ to120℃
Color: Black

■ PROFILE

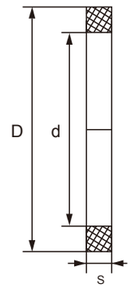

Thread	d mm	D mm	s mm	Beisit No.	Article No.
PG 7	11.1	15	1.8	P07-W	2.661.0711.15
PG 9	14	22	1.8	P09-W	2.661.0914.22
PG 11	16.8	22	1.8	P11-W	2.661.1117.22
PG 13.5	19	24	1.7	P13-W	2.661.1319.24
PG 16	21	27	1.8	P16-W	2.661.1621.27
PG 21	26.6	33	1.8	P21-W	2.661.2127.33
PG 29	35.3	42	1.8	P29-W	2.661.2935.42
PG 36	44.8	53	1.8	P36-W	2.661.3645.53
PG 42	51.8	60	1.8	P42-W	2.661.4252.60
PG 48	57	65	1.8	P48-W	2.661.4857.65
M12 x 1.5	10.2	15	1.8	M12-W	2.661.1210.15
M16 x 1.5	14	22	1.8	M16-W	2.661.0914.22
M20 x 1.5	18	24	1.8	M20-W	2.661.2018.24
M25 x 1.5	23	33	1.8	M25-W	2.661.2523.33
M32 x 1.5	30	42	1.8	M32-W	2.661.3230.42
M40 x 1.5	38	53	1.8	M40-W	2.661.4038.53
M50 x 1.5	48	60	1.8	M50-W	2.661.5048.60
M63 x 1.5	61	68	1.8	M63-W	2.661.6361.68
3/8"NPT	14	22	1.8	N38-W	2.661.0914.22
1/2"NPT	18	24	1.8	N12-W	2.661.2018.24
3/4"NPT	23	33	1.8	N34-W	2.661.2523.33
1"NPT	30	42	1.8	N100-W	2.661.1030.42
1 1/4"NPT	38	53	1.8	N114-W	2.661.4038.53
1 1/2"NPT	44.8	53	1.8	N112-W	2.661.3645.53

可爲客户特殊定制 Special Customization is available.

塞棒
Rubber Inserts

CE | IP68 | RoHS

材料： 丁腈橡膠、耐候橡膠、硅橡膠
工作温度： -40℃至120℃
顏色種類： 黑色

Material: NBR,EPDM,Silicone Rubber
Working temperature: -40℃to120℃
Color: Black

■ PROFILE

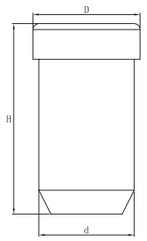

Thread ⌀D1	d mm	D mm	H mm	Beisit No.	Article No.
ϕ5	5	6	12	BST-S-5	2.627.2103.05
ϕ6	6	7	15	BST-S-6	2.627.2503.06
ϕ8	8	9	16	BST-S-8	2.627.2108.13



塞棒
Rubber Inserts

CE | IP68 | RoHS

材料： 丁腈橡膠、耐候橡膠、硅橡膠
工作温度： -40℃至120℃
顏色種類： 黑色

Material: NBR,EPDM,Silicone Rubber
Working temperature: -40℃to120℃
Color: Black

■ PROFILE

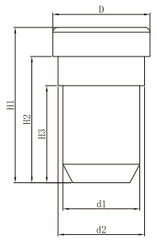

Thread ⌀D1	d1 mm	d2 mm	D mm	H1 mm	H2 mm	H3 mm	Beisit No.	Article No.
ϕ8.9	7.9	8.9	10	10	13	13	BST-S-8.9	2.627.2003.09

塞棒
Rubber Inserts

CE | IP68 | RoHS

材料： 丁腈橡膠、耐候橡膠、硅橡膠
工作溫度： -40℃至120℃
顏色種類： 黑色

Material: NBR,EPDM,Silicone Rubber
Working temperature: -40℃to120℃
Color: Black

■ PROFILE

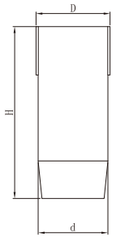

Thread ⌀D1	d mm	D mm	H mm	Beisit No.	Article No.
ϕ6.5	6.5	6.9	16	BST-S-6.5	2.627.3203.07
ϕ7.5	7.5	7.9	16	BST-S-7.5	2.627.3203.08

工具
Tool-SS0-Type

表面處理： 鍍鎳，手柄防滑
應用領域： 適用工廠生產組裝，固定主體與六角.

Surface Treatment: Nickel Plating，Anti-silp Handle
Application: For fixing body and lock nut tightly in assembly workshop.

Thread	SW mm	H mm	L mm	⌀D mm	h mm	Beisit No.	Article No.
M20/PG16	24	50	190	5	6	BT-T-SS0 24	2.396.2401.50
M25/PG21	30	55	200	5	6	BT-T-SS0 30	2.396.3001.55
M32/PG29	40	75	210	5	6	BT-T-SS0 40	2.396.4001.75
M40/PG36	50	75	250	5	6	BT-T-SS0 50	2.396.5001.75
M50/PG42	60	86	260	5	6	BT-T-SS0 60	2.396.6001.86
M63/PG48	68	86	270	5	6	BT-T-SS0 68	2.396.6801.86

專利產品仿冒必究 Patented product.
可爲客户特殊定制 Special Customization is available.

■ PROFILE

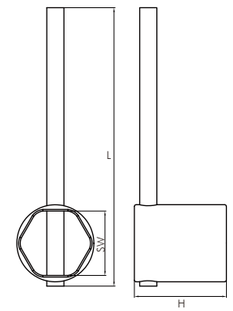

工具
Tool-RS0-Type

表面處理： 鍍鎳，手柄防滑
應用領域： 適用于施工現場：迫帽緊固（鎖緊）電纜使用.

Surface Treatment: Nickel Plating，Anti-silp Handle
Application: For fixing the sealing nut tightly on construction site.

Thread	SW mm	H mm	L mm	⌀D mm	h mm	Beisit No.	Article No.
M20/PG16	24	30	180	5	6	BT-T-RS0 24	2.395.2401.30
M25/PG21	30	35	185	5	6	BT-T-RS0 30	2.395.3001.35
M32/PG29	40	55	200	5	6	BT-T-RS0 40	2.395.4001.55
M40/PG36	50	55	220	5	6	BT-T-RS0 50	2.395.5001.55
M50/PG42	60	66	230	5	6	BT-T-RS0 60	2.395.6001.66
M63/PG48	68	66	230	5	6	BT-T-RS0 68	2.395.6801.66

■ PROFILE

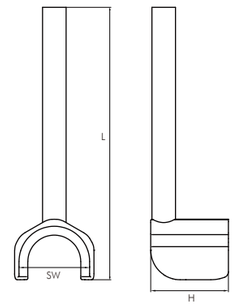

專利產品仿冒必究 Patented product.
可爲客户特殊定制 Special Customization is available.

PA換氣堵頭
PA Ventilation Plug

→ M | CE | IP67/IP68 | RoHS | REACH

材料：	PA	Material:	PA
O型圈：	硅橡膠	O-Ring:	Silicone Rubber
工作溫度：	-40℃至100℃	Working temperature:	-40℃ to 100℃
防腐等級：	PH:1-14	Anti-corrosion:	PH:1-14
阻燃等級：	UL 94 V2(V0可定制)	Flame Retardancy:	UL 94 V2 (V0 upon request)
應用領域	電子電器、通訊設備、户外燈具等領域	Application:	Electronic appliances,communicaion apparatus,outdoor lighting,etc.
顏色種類：	灰色/黑色,其他顏色可定V0	Color:	Grey/Black,other colors customized
材料種類：	或F1可定做制	Material options:	V0, or F1 can be offered upon request.

IP	Thread ØD1	H mm	GL mm	SW mm	Beisit No. RAL7035 ○	Article No. RAL7035	Beisit No. RAL9005 ●	Article No. RAL9005
IP67	M6 x 0.8	8	6.5	12	M6-VP	1.285.0601.4040	M6-VPB	1.285.0603.4040
	M8 x 1	10	8	17	M8-VP	1.285.0801.4040	M8-VPB	1.285.0803.4040
	M10 x 1	10	8	17	M10-VP	1.285.1001.4040	M10-VPB	1.285.1003.4040
	M12 x 1.5	10	10	17	M12-VP	1.285.1201.4040	M12-VPB	1.285.1203.4040
IP68	M6 x 0.8	8	6.5	12	M6-VP	1.285.0601.4030	M6-VPB	1.285.0603.4030
	M8 x 1	10	8	17	M8-VP	1.285.0801.4030	M8-VPB	1.285.0803.4030
	M10 x 1.0	10	8	17	M10-VP	1.285.1001.4030	M10-VPB	1.285.1003.4030
	M12 x 1.5	10	10	17	M12-VP	1.285.1201.4030	M12-VPB	1.285.1203.4030

可爲客户特殊定制　Special Customization is available.

■ PROFILE

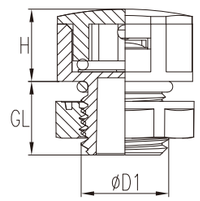

鋁質換氣堵頭
Aluminum Ventilation Plug

→ M | CE | IP67/IP68 | RoHS | REACH

材料：	鋁	Material:	Aluminum
0型圈：	硅橡膠	O-Ring:	Silicone Rubber
工作溫度：	-40℃至125℃	Working temperature:	-40℃ to 125℃
防腐性：	PH:1-14	Anti-corrosion:	PH:1-14
阻燃等級：	UL 94 V0	Flame Retardancy:	UL 94 V0
應用領域：	太陽能光伏、電子電器、通信設備、户外燈具等領域；	Application:	Solar photovoltaic industry, electronic appliances, communication apparatus, outdoor lighting, etc.
顏色種類：	白色/黑色	Color:	White/Black

Thread ØD1	H mm	GL mm	d mm	SW mm	Beisit No. RAL7035 ○	Article No. RAL7035	Beisit No. RAL9005 ●	Article No. RAL9005
M5X0.8	6	4	7.5	8	M5-VPAL	1.485.0504.4030	M5-VPALB	1.485.0503.4030
M6X1	6	4	7.5	8	M6-VPAL	1.485.0604.4030	M6-VPALB	1.485.0603.4030
M8X1.25	9	10	14.2	16	M8-VPAL	1.485.0804.4030	M8-VPALB	1.485.0803.4030
M12X1.5	9	10	14.2	16	M12-VPAL	1.485.1204.4030	M12-VPALB	1.485.1203.4030
M20X1.5	12.5	12.5	26	27	M20-VPAL	1.485.2004.4030	M20-VPALB	1.485.2003.4030

可爲客户特殊定制　Special Customization is available.

■ PROFILE

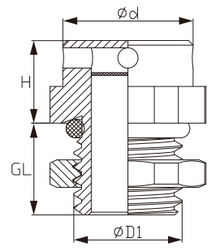

不銹鋼換氣堵頭
Stainless Steel Ventilation Plugs

→ M | CE | IP67/IP68 | RoHS | REACH

材料：	不銹鋼	Material:	Stainless steel
O型圈：	硅橡膠	O-Ring:	Silicone Rubber
工作溫度：	-40℃至125℃	Working temperature:	-40℃ to 125℃
防腐性：	PH:1-14	Anti-corrosion:	PH:1-14
阻燃等級：	UL 94 V0	Flame Retardancy:	UL 94 V0
產品優點：	高效防塵防水透氣；憎水、憎油處理更有利于長期有效透氣；不銹鋼外殼，適用各種環境惡劣的化工場所，海水船舶或者溫度較高、日照時間長的室外；透氣膜與外殼通過特殊工藝結合爲一體，具有性能穩定、體積小、安裝方便、使用壽命長等特性；	Advantages:	Highly efficient ventilation, dust and water proof. Hydrophobic and oleophobic processing is perfect for achieving better long-term ventilation function. The ventilation membrane and shell are integrated by special process. It has the feature of stability, small volume, easy installation, durability, etc.
應用領域：	化工場所、太陽能光伏、電子電器、通信設備、户外燈具等行業；	Application:	Chemical industry, solar photovoltaic industry, electronic appliances, communication apparatus, outdoor lighting, etc.

Thread ØD1	H mm	GL mm	d mm	SW mm	Beisit No.	Article No.
M5X0.8	6	4	7.5	8	M5-VPH	1.385.0500.4030
M12X1.5	7.5	7	15.8	16	M12-VPH	1.385.1200.4030

可爲客户特殊定制　Special Customization is available.

■ PROFILE

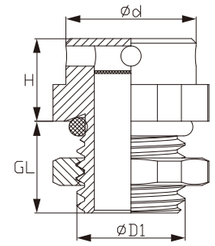

銅質換氣堵頭
Brass Ventilation Plug

→ M | CE | IP67/IP68 | RoHS | REACH

材料：	銅	Material:	Brass
0型圈：	硅橡膠	O-Ring:	Silicone Rubber
工作溫度：	-40℃至125℃	Working temperature:	-40℃ to 125℃
防腐性：	PH:1-14	Anti-corrosion:	PH:1-14
阻燃等級：	UL 94 V0	Flame Retardancy:	UL 94 V0
產品優點：	憎水、憎油處理更有利于長期有效透氣；結構小巧、螺紋式和一字型迫帽設計安裝方便確保使用過程中不會脱落；黄銅外殼，堅硬、耐腐蝕，確保了產品極佳的使用壽命；	Advantages:	Hydrophobic and oleophobic processing is perfect for achieving better long-term ventilation function. It has the feature of stability, small volume, easy installation, durability, etc.
應用領域：	太陽能光伏、電子電器、通信設備、户外燈具等行業；	Application:	Solar photovoltaic industry, electronic appliances, communication apparatus, outdoor lighting, etc.

Thread ØD1	H mm	GL mm	d mm	Beisit No.	Article No.
M5X0.8	3.5	4	8	M5-VPBR	1.185.0500.4030-0

可爲客户特殊定制　Special Customization is available.

■ PROFILE

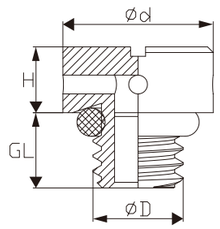

Corrugated Tubing Fitting

M型尼龍軟管快速接頭
Metric Type Fast-Fit Straight Conduit Fittings

→ M

CE RoHS REACH

材料:	采用UL認可的尼龍材料	Material:	PA (NYLON), UL 94 V-2
防水圈:	丁腈橡膠(可定制耐候橡膠)	Seal:	NBR (EPDM Upon Request)
O型圈:	耐候橡膠	O-Ring:	EPDM
工作溫度:	-40℃至125℃	Working temperature:	-40℃ to125℃
顏色種類:	灰色、黑色, 其他顏色可定做	Color:	Grey(RAL7035), Black(RAL9005), other colors customized.
防護等級:	IP67	Protection Degree:	IP67
材料種類:	V0或F1可定做	Material options:	V0, or F1 can be offered upon request.

■ PROFILE

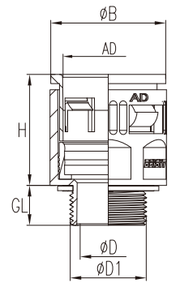

Thread ØD1	AD mm	ØD mm	H mm	GL mm	ØB mm	mm	Beisit No. RAL7035	Article No. RAL7035	Beisit No. RAL9005	Article No. RAL9005
M12 x 1.5	10	7.5	23.5	11.5	17	15.5	BST-M12-10	1.260.1204.0005	BST-M12B-10	1.260.1201.0005
M16 x 1.5	13	10	26	11.5	20	18	BST-M16-13.0	1.260.1601.0005	BST-M16B-13.0	1.260.1603.0005
M16 x 1.5	15.8	11	28	11.5	23	21	BST-M16-15.8	1.260.1671.0005	BST-M16B-15.8	1.260.1673.0005
M20 x 1.5	15.8	12	28	13	23	21	BST-M20-15.8	1.260.2001.0005	BST-M20B-15.8	1.260.2003.0005
M20 x 1.5	21.2	15	31.5	13	29.5	27	BST-M20-21.2	1.260.2071.0005	BST-M20B-21.2	1.260.2073.0005
M25 x 1.5	21.2	17	31.5	13	29.5	27	BST-M25-21.2	1.260.2501.0005	BST-M25B-21.2	1.260.2503.0005
M25 x 1.5	28.5	20	34	13	38	35	BST-M25-28.5	1.260.2571.0005	BST-M25B-28.5	1.260.2573.0005
M32 x 1.5	28.5	23.5	34	15	38	35	BST-M32-28.5	1.260.3201.0005	BST-M32B-28.5	1.260.3203.0005
M32 x 1.5	34.5	25.5	36	15	44	41	BST-M32-34.5	1.260.3271.0005	BST-M32B-34.5	1.260.3273.0005
M40 x 1.5	34.5	29	36	15	44	41	BST-M40-34.5	1.260.4001.0005	BST-M40B-34.5	1.260.4003.0005
M40 x 1.5	42.5	33	37	15	52	50	BST-M40-42.5	1.260.4071.0005	BST-M40B-42.5	1.260.4073.0005
M50 x 1.5	54.5	43	49	17	68	65	BST-M50-54.5	1.260.5001.0005	BST-M50B-54.5	1.260.5003.0005
M63 x 1.5	54.5	48	49	17	68	65	BST-M63-54.5	1.260.6301.0005	BST-M63B-54.5	1.260.6303.0005

專利產品 Patented product.

M型90°尼龍軟管快速接頭
Metric Type 90 degree Elbow conduit Fitting

→ M

CE RoHS REACH IP68

材料:	采用UL認可的尼龍材料	Material:	PA (NYLON), UL 94 V-2
防水圈:	丁腈橡膠(可定制耐候橡膠)	Seal:	NBR (EPDM Upon Request)
墊片:	耐候橡膠	Gasket:	EPDM
工作溫度:	-40℃至125℃	Working temperature:	-40℃ to125℃
顏色種類:	灰色、黑色, 其他顏色可定做	Color:	Grey(RAL7035), Black(RAL9005), other colors customized.
材料種類:	V0或F1可定做	Material options:	V0, or F1 can be offered upon request.

■ PROFILE

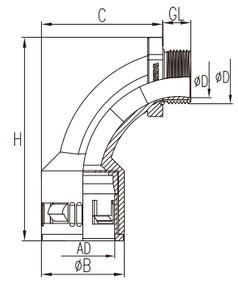

Thread ØD1	AD mm	ØD mm	GL mm	C mm	mm	H mm	ØB mm	Beisit No. RAL7035	Article No. RAL7035	Beisit No. RAL9005	Article No. RAL9005
M16 x 1.5	15.8	10	13	34	22	66	23	BST-RM16-15.8	1.261.1671.0005	BST-RM16B-15.8	1.261.1673.0005
M20 x 1.5	21.2	14	13	37	24	72	29.5	BST-RM20-21.2	1.261.2071.0005	BST-RM20B-21.2	1.261.2073.0005
M25 x 1.5	21.2	17.5	13	37	28	74	29.5	BST-RM25-21.2	1.261.2501.0005	BST-RM25B-21.2	1.261.2503.0005
M25 x 1.5	28.5	17.5	13	56	32	93	38	BST-RM25-28.5	1.261.2571.0005	BST-RM25B-28.5	1.261.2573.0005
M32 x 1.5	34.5	23	15	62	42	112	44	BST-RM32-34.5	1.261.3271.0005	BST-RM32B-34.5	1.261.3273.0005
M40 x 1.5	42.5	30.5	15	66	50	116	52	BST-RM40-42.5	1.261.4071.0005	BST-RM40B-42.5	1.261.4073.0005

專利產品 Patented product.

M型金屬螺紋尼龍軟管快速接頭

Metric Type Fast-Fit Straight Conduit Fittings With Metal External Thread

BEISIT®

→ M CE RoHS REACH IP68

材料:	采用UL認可的尼龍材料/黃銅鍍鎳	Material:	PA (NYLON), UL 94 V-2 / Nickel-plated brass
防水圈:	丁腈橡膠(可定制耐候橡膠)	Seal:	NBR (EPDM Upon Request)
O型圈:	耐候橡膠	O-Ring:	EPDM
工作溫度:	-40℃至125℃	Working temperature:	-40℃ to125℃
顏色種類:	灰色、黑色, 其他顏色可定做	Color:	Grey(RAL7035), Black(RAL9005), other colors customized.
材料種類:	V0或F1可定做	Material options:	V0, or F1 can be offered upon request.

PROFILE

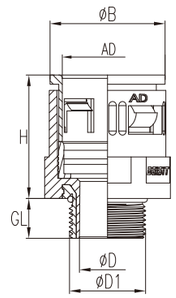

Thread ØD1	AD mm	ØD mm	H mm	GL mm	ØB mm	mm	Beisit No. RAL7035	Article No. RAL7035	Beisit No. RAL9005	Article No. RAL9005
M12 x 1.5	13	7	30	10	20	22	BST-M12BR-13.0	1.160.1201.0000	BST-M12BRB-13.0	1.160.1203.0000
M16 x 1.5	13	10	30	11.5	20	22	BST-M16BR-13.0	1.160.1601.0000	BST-M16BRB-13.0	1.160.1603.0000
M16 x 1.5	15.8	10	32	11.5	23	25	BST-M16BR-15.8	1.160.1671.0000	BST-M16BRB-15.8	1.160.1673.0000
M18 x 1.5	13	10	30	11.5	20	22	BST-M18BR-13.0	1.160.1871.0000	BST-M18BRB-13.0	1.160.1803.0000
M18 x 1.5	21.2	12	36	13	29.5	31	BST-M18BR-21.2	1.160.1801.0000	BST-M18BRB-21.2	1.160.1873.0000
M20 x 1.5	15.8	13	32	13	23	25	BST-M20BR-15.8	1.160.2001.0000	BST-M20BRB-15.8	1.160.2003.0000
M20 x 1.5	21.2	14	36	13	29.5	31	BST-M20BR-21.2	1.160.2071.0000	BST-M20BRB-21.2	1.160.2073.0000
M25 x 1.5	21.2	16	36	13	29.5	31	BST-M25BR-21.2	1.160.2501.0000	BST-M25BRB-21.2	1.160.2503.0000
M25 x 1.5	28.5	18	38	13	38	38	BST-M25BR-28.5	1.160.2571.0000	BST-M25BRB-28.5	1.160.2573.0000
M32 x 1.5	28.5	23	38	15	38	38	BST-M32BR-28.5	1.160.3201.0000	BST-M32BRB-28.5	1.160.3203.0000
M32 x 1.5	34.5	24	41	15	44	46	BST-M32BR-34.5	1.160.3271.0000	BST-M32BRB-34.5	1.160.3273.0000
M40 x 1.5	34.5	29	41	17	44	46	BST-M40BR-34.5	1.160.4001.0000	BST-M40BRB-34.5	1.160.4003.0000
M40 x 1.5	42.5	32	44	17	52	55	BST-M40BR-42.5	1.160.4071.0000	BST-M40BRB-42.5	1.160.4073.0000
M50 x 1.5	42.5	36	44	17	52	55	BST-M50BR-42.5	1.160.5071.0000	BST-M50BRB-42.5	1.160.5073.0000

PG型金屬螺紋尼龍軟管快速接頭

PG Type Fast-Fit Straight Conduit Fittings With Metal External Thread

BEISIT®

→ PG CE RoHS REACH IP68

材料:	采用UL認可的尼龍材料/黃銅鍍鎳	Material:	PA (NYLON), UL 94 V-2 / Nickel-plated brass
防水圈:	丁腈橡膠(可定制耐候橡膠)	Seal:	NBR (EPDM Upon Request)
O型圈:	耐候橡膠	O-Ring:	EPDM
工作溫度:	-40℃至125℃	Working temperature:	-40℃ to125℃
顏色種類:	灰色、黑色, 其他顏色可定做	Color:	Grey(RAL7035), Black(RAL9005), other colors customized.
材料種類:	V0或F1可定做	Material options:	V0, or F1 can be offered upon request.

PROFILE

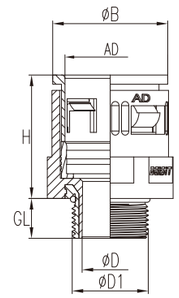

Thread ØD1	AD mm	ØD mm	H mm	GL mm	ØB mm	mm	Beisit No. RAL7035	Article No. RAL7035	Beisit No. RAL9005	Article No. RAL9005
PG 16	21.2	14	36	13	29.5	31	BST-P16BR-21.2	1.160.1601.0200	BST-P16BRB-21.2	1.160.1603.0200
PG 21	28.5	19	38	13	38	38	BST-P21BR-28.5	1.160.2101.0200	BST-P21BRB-28.5	1.160.2103.0200
PG 29	34.5	27	41	15	44	46	BST-P29BR-34.5	1.160.2901.0200	BST-P29BRB-34.5	1.160.2903.0200

NPT型金屬螺紋尼龍軟管快速接頭

NPT Type Fast-Fit Straight Conduit Fittings With Metal External Thread

BEISIT®

→ NPT

CE | RoHS | REACH | IP68

材料:	采用UL認可的尼龍材料/黃銅鍍鎳	Material:	PA (NYLON), UL 94 V-2 / Nickel-plated brass
防水圈:	丁腈橡膠(可定制耐候橡膠)	Seal:	NBR (EPDM Upon Request)
O型圈:	耐候橡膠	O-Ring:	EPDM
工作溫度:	-40℃至125℃	Working temperature:	-40℃ to125℃
顏色種類:	灰色、黑色，其他顏色可定做	Color:	Grey(RAL7035), Black(RAL9005), other colors customized.
材料種類:	V0或F1可定做	Material options:	V0, or F1 can be offered upon request.

■ PROFILE

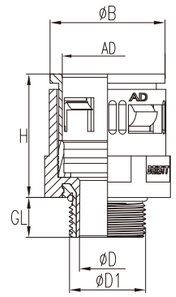

Overall 整体 | Lock Nut 六角螺母 | O-Ring O型圈 | Body 主体 | Seal 防水圈 | Clamping Buckle 软管卡扣 | Corrugated Tubing 软管

Thread ØD1	AD mm	ØD mm	H mm	GL mm	ØB mm	mm	Beisit No. RAL7035 ●	Article No. RAL7035	Beisit No. RAL9005 ●	Article No. RAL9005
1/4"NPT	15.8	6.5	32	10	23	25	BST-N14BR-15.8	1.160.1401.0400	BST-N14BRB-15.8	1.160.1403.0400
1/2"NPT	21.2	14	36	13	29.5	31	BST-N12BR-21.2	1.160.1201.0400	BST-N12BRB-21.2	1.160.1203.0400
3/4"NPT	28.5	18	38	13	38	38	BST-N34BR-28.5	1.160.3401.0400	BST-N34BRB-28.5	1.160.3403.0400

M型90°金屬螺紋尼龍軟管快速接頭

Metric Type 90 degree Elbow conduit Fitting with metal External Thread

BEISIT®

→ M

CE | RoHS | REACH | IP68

材料:	尼龍和黃銅鍍鎳	Material:	Nickel-Plated Brass
防水圈:	丁腈橡膠，(可定制耐候橡膠)	Seal:	NBR, (EPDM Upon Request)
O型圈:	耐候橡膠	O-Ring:	EPDM
工作溫度:	-40℃至125℃	Working temperature:	-40℃ to125℃
顏色種類:	灰色、黑色，其他顏色可定做	Color:	Grey(RAL7035), Black(RAL9005), other colors customized.
材料種類:	V0或F1可定做	Material options:	V0, or F1 can be offered upon request

■ PROFILE

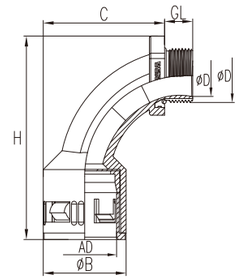

Overall 整体 | Lock Nut 六角螺母 | O-Ring O型圈 | Body 主体 | Seal 防水圈 | Clamping Buckle 软管卡扣 | Corrugated Tubing 软管

Thread ØD1	AD mm	ØD mm	GL mm	C mm	mm	H mm	ØB mm	Beisit No. RAL7035 ●	Article No. RAL7035	Beisit No. RAL9005 ●	Article No. RAL9005
M16 x 1.5	13	8	11.5	30.5	22.5	60	20	BST-RM16BR-13.0	1.161.1601.0000	BST-RM16BRB-13.0	1.161.1603.0000
M20 x 1.5	21.2	12	13	36	26.5	73.5	29	BST-RM20BR-21.2	1.161.2071.0000	BST-RM20BRB-21.2	1.161.2073.0000
M25 x 1.5	28.5	16	13	56	33	94	38	BST-RM25BR-28.5	1.161.2571.0000	BST-RM25BRB-28.5	1.161.2573.0000
M32 x 1.5	34.5	24	14	62.5	40	100.5	44	BST-RM32BR-34.5	1.161.3271.0000	BST-RM32BRB-34.5	1.161.3273.0000
M40 x 1.5	42.5	31	17	66.5	49	111	52	BST-RM40BR-42.5	1.161.4071.0000	BST-RM40BRB-42.5	1.161.4073.0000

M型 包塑金屬軟管接頭
Metric Type Metal Conduit Fittings for PVC Coated Conduit

→ M　CE　RoHS

材料： 鍍鎳黃銅
墊片： EPDM（可選硅橡膠，TPV,氟橡膠）
工作温度： -40℃-100℃

Material: Nickel-Plated Brass
Gasket: EPDM (optional material, Silicone Rubber, TPV,FPM)
Working temperature: -40℃ to100℃

■ PROFILE

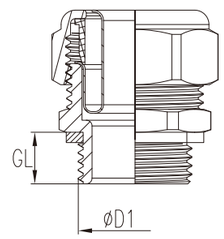

Overall 整体

Gasket 垫片

Body 主体

Ferrule 软管护套

Crimping Ring 压紧环

Sealing Nut 迫紧螺帽

Thread ØD1	conduit size mm	conduit size Inch	GL mm	mm	Beisit No.	Article No.
M12 x 1.5	6		6.5	19	BST-M12BR-R-06	1.168.1201.0057
M16 x 1.5	8	1/4″	7	24/22	BST-M16BR-R-08	1.168.1601.0057
M16 x 1.5	10	5/16″	7	24/22	BST-M16BR-R-10	1.168.1631.0057
M20 x 1.5	12	3/8″	7	26/24	BST-M20BR-R-12	1.168.2001.0057
M20 x 1.5	15	1/2″	7	32	BST-M20BR-R-15	1.168.2031.0057
M25 x 1.5	15	1/2″	8	32	BST-M25BR-R-15	1.168.2501.0057
M25 x 1.5	20	3/4″	8	36/34	BST-M25BR-R-20	1.168.2531.0057
M32 x 1.5	20	3/4″	8	36	BST-M32BR-R-20	1.168.3201.0057
M32 x 1.5	25	1″	8	45	BST-M32BR-R-25	1.168.3231.0057
M40 x 1.5	32	1 1/4″	9	50	BST-M40BR-R-32	1.168.4001.0057
M50 x 1.5	38	1 1/2″	10	57	BST-M50BR-R-38	1.168.5001.0057
M63 x 1.5	51	2″	10	75	BST-M63BR-R-51	1.168.6301.0057

PG、G(PF)、NPT加長型都可做.
PG、G(PF)、NPT Type and Longer thread version Can be offered Unpon Request.

M型 雙鎖緊金屬軟管電纜固定頭
Metric Type Metal Conduit fitting with Increased Water tigntness and Cable Grip

→ M　CE　RoHS　IP68

材料： 鍍鎳黃銅
密封圈： 硅橡膠
O型圈： 硅橡膠（PANTONE187C）
工作温度： -40～125℃

Material: Nickel-Plated Brass
Sealing: Silicone Rubber
O Ring: Silicone Rubber Pantone 187C
Working Temprature: -40～125℃

■ PROFILE

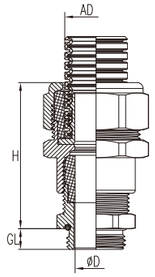

Overall 整体

O-Ring O型圈

Body 主体

Seal 防水圈

Sealing Nut 迫紧螺帽

Ferrule 撑柱

Seal 防水圈

Sealing Nut 迫紧螺帽

Corrugated Tubing 软管

Thread ØD1	ØD mm	H mm	GL mm	mm	AD mm	Beisit No.	Article No.
M16 x 1.5	4-6	39.5	7	22/20	13	M1606BR-W-AD13.0	1.167.1601.6031
M16 x 1.5	4.5-6.5	39.5	7	22/20	13	M1607BR-W-AD13.0	1.167.1601.5031
M16 x 1.5	6.5-9.5	42.5	7	26/20	15.8	M1610BR-W-AD15.8	1.167.1601.0031
M20 x 1.5	6.5-9.5	44	7	26/22	15.8	M2010BR-W-AD15.8	1.167.2001.0031
M20 x 1.5	8-12	47.5	7	30/24	18.5	M2012BR-W-AD18.5	1.167.2031.5031
M20 x 1.5	8-12	49.5	7	32/24	21.2	M2012BR-W-AD21.2	1.167.2031.2031
M20 x 1.5	9-13	49.5	7	32/24	21.2	M2013BR-W-AD21.2	1.167.2031.0031
M25 x 1.5	8-12	49.5	8	32/30	21.2	M2512BR-W-AD21.2	1.167.2501.2031
M25 x 1.5	9-13	49.5	8	32/30	21.2	M2513BR-W-AD21.2	1.167.2501.0031
M25 x 1.5	14-18	52	8	36/30	25.5	M2518BR-W-AD25.5	1.167.2501.5031
M25 x 1.5	14-18	53	8	40/30	28.5	M2518BR-W-AD28.5	1.167.2531.0031
M32 x 1.5	14-18	54	8	40/36	28.5	M3218BR-W-AD28.5	1.167.3201.0031
M32 x 1.5	17-21	53	8	45/40	34.5	M3221BR-W-AD34.5	1.167.3231.0031
M40 x 1.5	21-26	64.5	9	55/50	42.5	M4026BR-W-AD42.5	1.167.4031.2031
M40 x 1.5	24-28	64.5	9	55/50	42.5	M4028BR-W-AD42.5	1.167.4031.5031
M40 x 1.5	25-30	64.5	9	55/50	42.5	M4030BR-W-AD42.5	1.167.4031.0031
M50 x 1.5	36-40	67	10	68/57	54.5	M5040BR-W-AD54.5	1.167.5001.0031
M63 x 1.5	39-43	67.5	10	68	54.5	M6343BR-W-AD54.5	1.167.6301.0031

M型 金屬軟管接頭
Metric Type Metal Conduit Fittings With Increased Watertightness

→ M

CE | RoHS | IP68

材料：	鍍鎳黃銅	Material:	Nickel-Plated Brass
密封圈：	硅橡膠	Sealing:	Silicone Rubber
O型圈：	硅橡膠（PANTONE187C）	O Ring:	Silicone Rubber Pantone 187C
工作溫度：	-40~125℃	Working Temprature:	-40~125℃

■ PROFILE

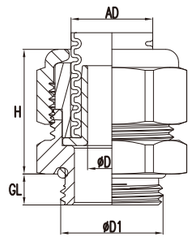

Thread ØD1	AD mm	⌀Ø mm	H mm	GL mm	SW mm	Beisit No.	Article No.
M12 x 1.5	13	6.5	19	6.5	22	BST-M12BR-R-13.0	1.162.1201.0011
M16 x 1.5	13	7	20	7	22	BST-M16BR-R-13.0	1.162.1601.0011
M16 x 1.5	15.8	9.5	24	7	26	BST-M16BR-R-15.8	1.162.1601.4011
M20 x 1.5	15.8	9.5	24	7	26	BST-M20BR-R-15.8	1.162.2001.0011
M20 x 1.5	21.2	13.5	26	7	32	BST-M20BR-R-21.2	1.162.2001.4011
M25 x 1.5	21.2	13.5	26	7	32	BST-M25BR-R-21.2	1.162.2501.0011
M25 x 1.5	28.5	19	26	7	40	BST-M25BR-R-28.5	1.162.2501.4011
M32 x 1.5	28.5	19	26	8	40	BST-M32BR-R-28.5	1.162.3201.0011
M32 x 1.5	34.5	24.5	26	8	45	BST-M32BR-R-34.5	1.162.3201.4011
M40 x 1.5	34.5	24.5	26	9	45	BST-M40BR-R-34.5	1.162.4001.0011
M40 x 1.5	42.5	33	31.5	9	55	BST-M40BR-R-42.5	1.162.4001.4011
M50 x 1.5	42.5	33	31.5	9	55	BST-M50BR-R-42.5	1.162.5001.0011
M50 x 1.5	54.5	44	31.5	9	68	BST-M50BR-R-54.5	1.162.5001.4011
M63 x 1.5	54.5	44	31.5	10	68	BST-M63BR-R-54.5	1.162.6301.0011

專利產品 Patented product.

PG型/M型/NPT型軟管接頭
PG Type/Metric Type/NPT Type Flexible Conduit Fittings

→ PG/M/NPT

CE | RoHS | REACH

材料:	采用UL認可的尼龍材料	Material:	PA (NYLON), UL 94 V-2
工作溫度:	-40℃至100℃	Working temperature:	-40℃ to100℃
顏色種類:	灰色、黑色，其他顏色可定做	Color:	Grey(RAL7035), Black(RAL9005), other colors customized.
材料種類:	V0或F1可定做	Material options:	V0, or F1 can be offered upon request.

■ PROFILE

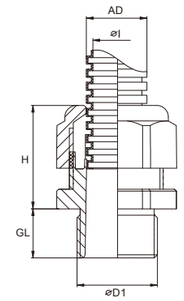

Thread ØD1	Beisit No. grey	Beisit No. black
PG 7	P 07G	P 07B
PG 9	P 09G	P 09B
PG 11	P 11G	P 11B
PG 13.5	P 135G	P 135B
PG 16	P 16G	P 16B
PG 21	P 21G	P 21B
PG 29	P 29G	P 29B
PG 36	P 36G	P 36B
PG 42	P 42G	P 42B
PG 48	P 48G	P 48B

Thread ØD1	Beisit No. grey	Beisit No. black
M 12 x 1.5	M 12G	M 12B
M 16 x 1.5	M 16G	M 16B
M 20 x 1.5	M 20G	M 20B
M 25 x 1.5	M 25G	M 25B
M 32 x 1.5	M 32G	M 32B
M 40 x 1.5	M 40G	M 40B
M 50 x 1.5	M 50G	M 50B
M 63 x 1.5	M 63G	M 63B

Thread ØD1	Beisit No. grey	Beisit No. black
3/8″ NPT	N38G	N38B
1/2″ NPT	N12G	N12B
3/4″ NPT	N34G	N34B
1″ NPT	N100G	N100B
1 1/4″ NPT	N114G	N114B
1 1/2″ NPT	N112G	N112B

M型防水軟管接頭
MG Type Waterproof Flexible Conduit Fittings

→ M

CE | RoHS | REACH | IP68

材料:	采用UL認可的尼龍材料	Material:	PA (NYLON), UL 94 V-2
防水圈:	丁腈橡膠，(可定制耐候橡膠)	Seal:	NBR, （EPDM upon request)
墊片:	耐侯橡膠	Washer:	EPDM
工作溫度:	-40℃至100℃	Working temperature:	-40℃ to100℃
顏色種類:	灰色、黑色，其他顏色可定做	Color:	Grey(RAL7035), Black(RAL9005), other colors customized.
材料種類:	V0或F1可定做	Material options:	V0, or F1 can be offered upon request.

■ PROFILE

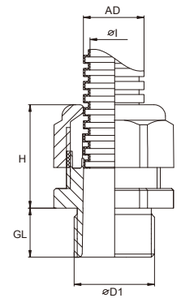

Thread ØD1	AD mm	H mm	GL mm	⌀ mm	mm	Beisit No. grey	Beisit No. black
MG 16	10	25	15	6.5	22	M16G/AD10	M16B/AD10
MG 20	13	28	15	9	27	M20G/AD13	M20B/AD13
MG 25	18.5	31	15	14	33	M25G/AD18.5	M25B/AD18.5
MG 32	25	39	15	20	42	M32G/AD25	M32B/AD25
MG 63	42.5	49	24	37	68	M63G/AD42.5	M63B/AD42.5

M型包塑金屬軟管接頭
Metric Type Metal Conduit Fittings for PVC Coated Conduit

→ M

REACH | CE | RoHS

材料:	鍍鎳黃銅	Material:	Nickel-plated Brass
固定連接組件:	采用UL認可的尼龍材料	Fixture material:	UL approved PA
防水圈:	丁晴橡膠（可用EPDM、硅橡膠、TPV等）	Seal:	NBR (or EPDM, silicone rubber, TPV, etc. upon your request)
O型圈:	EPDM(可用硅橡膠、TPV、氟橡膠等)	O Ring:	EPDM (or silicone rubber, TPV, FPM etc. upon your request)
工作溫度:	-10℃~80℃	Working Temprature:	-10℃~80℃

■ PROFILE

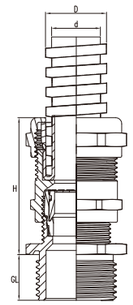

Thread ØD1	⌀ mm	OD and tolerance mm	d mm	GL mm	mm	Beisit No.	Article No.
M10 x 1.5	2~5	8.5±0.25	6	6.5	14	BST-M1005BR-8.5	1.163.1001.0000
M12 x 1.5	2~5	8.5±0.25	6	6.5	14	BST-M1205BR-8.5	1.163.1201.0000
M16 x 1.5	2~5	8.5±0.25	6	6	14/17	BST-M1605BR-8.5	1.163.1601.0000
M16 x 1.5	4~7	10.6±0.30	8	6	17/20	BST-M1607BR-10.6	1.163.1631.0000
M20 x 1.5	4~7	10.6±0.30	8	6	20/22	BST-M2007BR-10.6	1.163.2001.0000
M18 x 1.5	5~10	16.5±0.35	13	6	22/24	BST-M1810BR-16.5	1.163.1801.0000
M20 x 1.5	5~10	16.5±0.35	13	6	22/24	BST-M2010BR-16.5	1.163.2031.0000
M22 x 1.5	5~10	16.5±0.35	13	6	22/24	BST-M2210BR-16.5	1.163.2201.0000
M24 x 1.5	5~10	16.5±0.35	13	6	22/30	BST-M2410BR-16.5	1.163.2401.0000
M20 x 1.5	10~14	19.5±0.35	16	7	24	BST-M2014BR-19.5	1.163.2091.0000
M22 x 1.5	10~14	19.5±0.35	16	7	24/30	BST-M2214BR-19.5	1.163.2231.0000
M24 x 1.5	10~14	19.5±0.35	16	8	30	BST-M2414BR-19.5	1.163.2431.0000
M25 x 1.5	10~14	19.5±0.35	16	8	30	BST-M2514BR-19.5	1.163.2501.0000
M27 x 1.5	10~14	19.5±0.35	16	8	30	BST-M2714BR-19.5	1.163.2701.0000

包塑金屬軟管
PVC Coated Metal Conduit

BEISIT®

→ Metallic

IP68 | REACH | CE | RoHS

材料： 內層采用高級熱鍍鋅鋼帶，外層采用PVC原料（抗紫外綫、防老化、阻燃、環保）
顏色： 黑色、灰色、其他定制顏色
温度： -10℃～80℃
特性： 1.極佳防水性、絶緣性、抗拉性。
2.表面采用PVC材料，PVC塑料中添加了防火阻燃劑。
3.不易折斷變形。
4.彎曲性能好，内部平滑構造在穿引電綫電纜時極容易。
應用場合： 鐵路、機車、交通系統工程，空調、各種機械、自動化控制設備、發電廠、化工，輸配電系統、船舶、大厦，廠房内及屋内外露出部分之配綫保護。

Material: The inner layer made of high-grade hot galvanized steel belt The outer layer made of PVC raw materials (UV, resistance, anti-aging, flame retardant, environmental protection)
Color: black, gray, or other colors upon request
Temprature Range: -10 C～80 C
Features: 1.Excellent water resistance, insulation, pull resistance.
2.Coating is made of PVC with fire retardance.
3.Flexible, not easy to break or deformation.
4.Good bending performance, smooth internal construction, easy to put through wires and cables.
Applications: Wiring protection in Railways, Locomotives, Traffic systems engineering, Air conditioning, Various machinery, Automation control equipment, Power plants, Chemicals, Transmission and distribution systems, shipping, Buildings, plant and so on.

■ PROFILE



conduit size mm	conduit size Inch	OD and tolerance mm	PU m	Natural Bend Radius mm	Max. Axial Tension Force N	Beisit No.	Article No.
Φ6	3/16"	8.5±0.25	100	40	335	PVC-CMC-006	2.097.0603.09
Φ8	1/4"	10.6±0.3	100	45	470	PVC-CMC-008	2.097.0803.11
Φ10	5/16"	13.0±0.3	100	55	590	PVC-CMC-010	2.097.1003.11
Φ12	3/8"	15.5±0.35	100	60	710	PVC-CMC-012	2.097.1203.16
Φ13	3/8"	16.5±0.35	100	65	765	PVC-CMC-013	2.097.1303.17
Φ15	1/2"	18.5±0.35	100	80	885	PVC-CMC-015	2.097.1503.19
Φ16	1/2"	19.5±0.35	100	85	940	PVC-CMC-016	2.097.1603.20
Φ19	3/4"	22.5±0.40	50	95	1120	PVC-CMC-019	2.097.1903.23
Φ20	3/4"	23.5±0.40	50	100	1180	PVC-CMC-020	2.097.2003.24
Φ25	1"	28.5±0.45	50	120	1450	PVC-CMC-025	2.097.2503.29
Φ32	1 1/4"	37.0±0.50	25	150	1885	PVC-CMC-032	2.097.3203.37
Φ38	1 1/2"	43.5±0.60	25	180	2240	PVC-CMC-038	2.097.3803.44
Φ51	2"	58.0±1.00	20	220	3000	PVC-CMC-051	2.097.5103.58
Φ64	2 1/2"	71.0±1.50	10	310	3770	PVC-CMC-064	2.097.6403.71
Φ75	3"	82.0±2.00	10	350	4400	PVC-CMC-075	2.097.7503.82
Φ100	4"	109.0±3.00	10	410	4700	PVC-CMC-100	2.097.1073.11
Φ125	5"	135.0±4.00	5	480	5100	PVC-CMC-125	2.097.1373.14
Φ150	6"	163.0±5.00	5	550	5600	PVC-CMC-150	2.097.1573.16

BST-PA6 尼龍軟管 中壁
BST-PA6 Flexible Conduit Medium-Duty

BEISIT®

→ PA

IP68 | REACH | CE | RoHS

材料： 進口PA6
顏色： 深灰色，黑色
温度： -40℃～125℃
阻燃等級： HB(UL94)，燃燒速度 <100mm/min
特性： 柔軟有韌性，中等壁厚，表面有光澤，抗扭曲，高的機械强度，耐油、碱、弱酸等，耐摩擦，黑色耐紫外綫，通過德國環保ROHS,REACH，歐洲CE認證，不含鹵素和磷
應用場合： 機床，機械設備，電氣控制系統，安裝行業等

Material: High-Grade Imported PA6
Color: Dark Grey,Black
Temprature Range: -40 C～125 C
Flammability Rating: HB(UL94), Burning Speed <100mm/min
Features: Flexible and ductile, Medium-duty，Twist-reisistance,high mechanical Strength，Chemical resistance to Oil，alkalies，weak acids and so on. Resistance to abrasion and UV. Free from Halogen and Phosphorus.
How To Use: Application in machinery building,electrical control system,installation industries and so on.

■ PROFILE

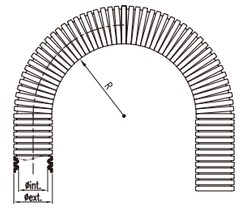

Conduit Size	d×D mm	Stat.R mm	Dyn.R mm	PU	Beisit No. slit black	Article No.	Beisit No. black	Article No.	Beisit No. gray	Article No.
AD10	6.5 x 10	15	40	100	BST-PAH-10B/S	2.292.1003.02	BST-PAH-10B	2.292.1003.00	BST-PAH-10G	2.292.1001.00
AD13	10 x 13	20	50	100	BST-PAH-13B/S	2.292.1303.02	BST-PAH-13B	2.292.1303.00	BST-PAH-13G	2.292.1301.00
AD15.8	12 x 15.8	25	70	100	BST-PAH-15.8B/S	2.292.1603.02	BST-PAH-15.8B	2.292.1603.00	BST-PAH-15.8G	2.292.1601.00
AD18.5	14.3 x 18.5	35	70	100	BST-PAH-18.5B/S	2.292.1903.02	BST-PAH-18.5B	2.292.1903.00	BST-PAH-18.5G	2.292.1901.00
AD21.2	17 x 21.2	35	80	100	BST-PAH-21.2B/S	2.292.2103.02	BST-PAH-21.2B	2.292.2103.00	BST-PAH-21.2G	2.292.2101.00
AD25.5	21 x 25.5	42	85	50	BST-PAH-25.5B/S	2.292.2503.02	BST-PAH-25.5B	2.292.2503.00	BST-PAH-25.5G	2.292.2501.00
AD28.5	22 x 28.5	45	110	50	BST-PAH-28.5B/S	2.292.2903.02	BST-PAH-28.5B	2.292.2903.00	BST-PAH-28.5G	2.292.2901.00
AD34.5	28 x 34.5	50	130	50	BST-PAH-34.5B/S	2.292.3503.02	BST-PAH-34.5B	2.292.3503.00	BST-PAH-34.5G	2.292.3501.00
AD42.5	36 x 42.5	60	180	25	BST-PAH-42.5B/S	2.292.4303.02	BST-PAH-42.5B	2.292.4303.00	BST-PAH-42.5G	2.292.4301.00
AD54.5	48 x 54.5	70	220	25	BST-PAH-54.5B/S	2.292.5503.02	BST-PAH-54.5B	2.292.5503.00	BST-PAH-54.5G	2.292.5501.00

BST-PA6 阻燃尼龍軟管 中壁

BST-PA6 Flame-Retardant Flexible Conduit Medium-Duty

→ PA | IP68 | EN45545-2 | REACH | CE | RoHS

材料：	進口PA6	Material:	High-Grade Imported PA6
顏色：	深灰色，黑色	Color:	Dark Grey,Black
溫度：	-40℃～125℃	Temprature Range:	-40℃～125℃
阻燃等級：	V0(UL94),自熄，B級	Flammability Rating:	V0(UL94), Self-extinguishing, Grade B
特性：	柔軟有韌性，中等壁厚，表面有光澤，抗扭曲，高的機械强度，耐油、碱、弱酸等耐摩擦，黑色耐紫外綫，通過德國環保ROHS,REACH，歐洲CE認證，通過歐盟EN45545-2檢測,不含鹵素磷	Features:	Flexible and ductile, Medium-duty，Twist-reisistance,high mechanical Strength，Chemical resistance to Oil，alkalies，weak acids and so on. Resistance to abrasion and UV. Free from Halogen and Phosphorus. Passing EN45545-2 Testing
應用場合：	動車，高鐵，地鐵，電力機車，機器人等靜態、動態部位	How To Use:	For Static Application in Railway vehicles, subway vehicles,Electrical vehicles and robotics

■ PROFILE

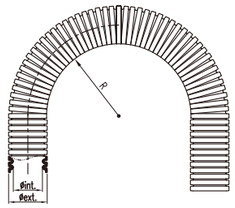

Conduit Size	d×D mm	Stat.R mm	Dyn.R mm	PU	Beisit No. slit black	Article No.	Beisit No. black	Article No.	Beisit No. gray	Article No.
AD10	6.5×10	15	40	100	BST-PAV-10B/S	2.293.1003.02	BST-PAV-10B	2.293.1003.00	BST-PAV-10G	2.293.1001.00
AD13	10×13	20	50	100	BST-PAV-13B/S	2.293.1303.02	BST-PAV-13B	2.293.1303.00	BST-PAV-13G	2.293.1301.00
AD15.8	12×15.8	25	70	100	BST-PAV-15.8B/S	2.293.1603.02	BST-PAV-15.8B	2.293.1603.00	BST-PAV-15.8G	2.293.1601.00
AD18.5	14.3×18.5	35	70	100	BST-PAV-18.5B/S	2.293.1903.02	BST-PAV-18.5B	2.293.1903.00	BST-PAV-18.5G	2.293.1901.00
AD21.2	17×21.2	35	80	100	BST-PAV-21.5B/S	2.293.2103.02	BST-PAV-21.2B	2.293.2103.00	BST-PAV-21.5G	2.293.2101.00
AD25.5	21×25.5	42	85	50	BST-PAV-25.5B/S	2.293.2503.02	BST-PAV-25.5B	2.293.2503.00	BST-PAV-25.5G	2.293.2501.00
AD28.5	22×28.5	45	110	50	BST-PAV-28.5B/S	2.293.2903.02	BST-PAV-28.5B	2.293.2903.00	BST-PAV-28.5G	2.293.2901.00
AD34.5	28×34.5	50	130	50	BST-PAV-34.5B/S	2.293.3503.02	BST-PAV-34.5B	2.293.3503.00	BST-PAV-34.5G	2.293.3501.00
AD42.5	36×42.5	60	180	25	BST-PAV-42.5B/S	2.293.4303.02	BST-PAV-42.5B	2.293.4303.00	BST-PAV-42.5G	2.293.4301.00
AD54.5	48×54.5	70	220	25	BST-PAV-54.5B/S	2.293.5503.02	BST-PAV-54.5B	2.293.5503.00	BST-PAV-54.5G	2.293.5501.00

BST-PA6 尼龍軟管 厚壁

BST-PA6 Flexible Conduit Heavy-Duty

→ PA | IP68 | REACH | CE | RoHS

材料：	進口PA6	Material:	High-Grade Imported PA6
顏色：	深灰色，黑色	Color:	Dark Grey,Black
溫度：	-40℃～125℃	Temprature Range:	-40℃～125℃
阻燃等級：	HB(UL94),根據FMVSS 302要求，燃燒速度<100mm/min	Flammability Rating:	Flammability Rating: HB(UL94), According to FMVSS 302 request, Burning Speed<100mm/min
特性：	柔軟有韌性，表面有光澤，抗扭曲，高的機械强度，耐油、碱、弱酸等，耐摩擦，黑色耐紫外綫，通過德國環保ROHS,REACH，歐洲CE認證，不含鹵素和磷	Features:	Flexible and ductile, Medium-duty，Twist-reisistance,high mechanical Strength，Chemical resistance to Oil，alkalies，weak acids and so on. Resistance to abrasion and UV. Free from Halogen and Phosphorus.
應用場合：	機床，機械設備，電氣控制系統，安裝行業等重載部位	How To Use:	For applications in machinery building,electrical control system,installation industries and other heavy-duty application.

■ PROFILE

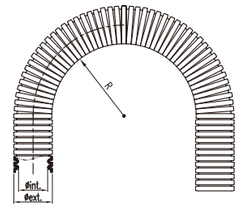

Conduit Size	d×D mm	Stat.R mm	Dyn.R mm	PU	Beisit No. slit black	Article No.	Beisit No. black	Article No.	Beisit No. gray	Article No.
AD10	6.0×10	15	40	100	BST-PAHD-10B/S	2.292.1003.03	BST-PAHD-10B	2.292.1003.01	BST-PAHD-10G	2.292.1001.01
AD13	9.4×13	20	50	100	BST-PAHD-13B/S	2.292.1303.03	BST-PAHD-13B	2.292.1303.01	BST-PAHD-13G	2.292.1301.01
AD15.8	11.8×15.8	25	70	100	BST-PAHD-15.8B/S	2.292.1603.03	BST-PAHD-15.8B	2.292.1603.01	BST-PAHD-15.8G	2.292.1601.01
AD18.5	14×18.5	35	70	100	BST-PAHD-18.5B/S	2.292.1903.03	BST-PAHD-18.5B	2.292.1903.01	BST-PAHD-18.5G	2.292.1901.01
AD21.2	16×21.2	35	80	100	BST-PAHD-21.2B/S	2.292.2103.03	BST-PAHD-21.2B	2.292.2103.01	BST-PAHD-21.2G	2.292.2101.01
AD25.5	20.8×25.5	42	85	50	BST-PAHD-25.5B/S	2.292.2503.03	BST-PAHD-25.5B	2.292.2503.01	BST-PAHD-25.5G	2.292.2501.01
AD28.5	21.7×28.5	45	110	50	BST-PAHD-28.5B/S	2.292.2903.03	BST-PAHD-28.5B	2.292.2903.01	BST-PAHD-28.5G	2.292.2901.01
AD34.5	27.5×34.5	50	130	50	BST-PAHD-34.5B/S	2.292.3503.03	BST-PAHD-34.5B	2.292.3503.01	BST-PAHD-34.5G	2.292.3501.01
AD42.5	35.3×42.5	60	180	25	BST-PAHD-42.5B/S	2.292.4303.03	BST-PAHD-42.5B	2.292.4303.01	BST-PAHD-42.5G	2.292.4301.01
AD54.5	46.9×54.5	70	220	25	BST-PAHD-54.5B/S	2.292.5503.03	BST-PAHD-54.5B	2.292.5503.01	BST-PAHD-54.5G	2.292.5501.01

BST-PA6 阻燃尼龍軟管 厚壁

BST-PA6 Fireproof Flexible Conduit Heavy-Duty

→ PA | IP68 | EN45545-2 | REACH | CE | RoHS

材料：	進口PA6	Material:	High-Grade Imported PA6
顏色：	深灰色，黑色	Color:	Dark Grey,Black
溫度：	-40℃～125℃	Temprature Range:	-40℃～125℃
阻燃等級：	V0(UL94),自熄,，B級	Flammability Rating:	V0(UL94), Self-extinguishing, Grade B
特性：	柔軟有韌性，表面有光澤，耐摩擦，抗扭曲，高的機械强度，耐油、碱、弱酸等，黑色耐紫外綫，自熄滅性非常好，滿足安全性能要求，通過德國環保ROHS,REACH測試，歐洲CE認證，通過EN45545-2檢測，不含鹵素和磷	Features:	Flexible and ductile, Medium-duty, Twist-reisistance,high mechanical Strength, Chemical resistance to Oil, alkalies, weak acids and so on. Resistance to abrasion and UV. Free from Halogen and Phosphorus.
應用場合：	動車，高鐵，地鐵，電力機車，機器人等靜態、動態重載部位	How To Use:	For applications in machinery building,electrical control system,installation industries and other heavy-duty application.

■ PROFILE

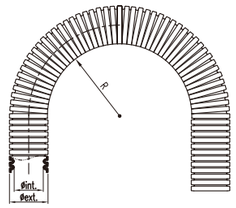

Conduit Size	d×D mm	Stat.R mm	Dyn.R mm	PU	Beisit No. slit black	Article No.	Beisit No. black	Article No.	Beisit No. gray	Article No.
AD10	6.0×10	15	40	100	BST-PAVD-10B/S	2.293.1003.03	BST-PAVD-10B	2.293.1003.01	BST-PAVD-10G	2.293.1001.01
AD13	9.4×13	20	50	100	BST-PAVD-13B/S	2.293.1303.03	BST-PAVD-13B	2.293.1303.01	BST-PAVD-13G	2.293.1301.01
AD15.8	11.8×15.8	25	70	100	BST-PAVD-15.8B/S	2.293.1603.03	BST-PAVD-15.8B	2.293.1603.01	BST-PAVD-15.8G	2.293.1601.01
AD18.5	14×18.5	35	70	100	BST-PAVD-18.5B/S	2.293.1903.03	BST-PAVD-18.5B	2.293.1903.01	BST-PAVD-18.5G	2.293.1901.01
AD21.2	16×21.2	35	80	100	BST-PAVD-21.2B/S	2.293.2103.03	BST-PAVD-21.2B	2.293.2103.01	BST-PAVD-21.2G	2.293.2101.01
AD25.5	20.8×25.5	42	85	50	BST-PAVD-25.5B/S	2.293.2503.03	BST-PAVD-25.5B	2.293.2503.01	BST-PAVD-25.5G	2.293.2501.01
AD28.5	21.7×28.5	45	110	50	BST-PAVD-28.5B/S	2.293.2903.03	BST-PAVD-28.5B	2.293.2903.01	BST-PAVD-28.5G	2.293.2901.01
AD34.5	27.5×34.5	50	130	50	BST-PAVD-34.5B/S	2.293.3503.03	BST-PAVD-34.5B	2.293.3503.01	BST-PAVD-34.5G	2.293.3501.01
AD42.5	35.3×42.5	60	180	25	BST-PAVD-42.5B/S	2.293.4303.03	BST-PAVD-42.5B	2.293.4303.01	BST-PAVD-42.5G	2.293.4301.01
AD54.5	46.9×54.5	70	220	25	BST-PAVD-54.5B/S	2.293.5503.03	BST-PAVD-54.5B	2.293.5503.01	BST-PAVD-54.5G	2.293.5501.01

BST-PA12 尼龍軟管 中壁

BST-PA12 Flexible Conduit Medium-Duty

→ PA | IP68 | REACH | CE | RoHS

材料：	進口PA12	Material:	High-Grade Imported PA12
顏色：	深灰色，黑色	Color:	Dark Grey,Black
溫度：	-40℃～125℃	Temprature Range:	-40℃～125℃
阻燃等級：	HB(UL94)，燃燒速度 <100mm/min	Flammability Rating:	HB(UL94), Burning Speed <100mm/min
特性：	高柔軟性，表面有光澤，抗扭曲，高的機械强度，耐油、碱、弱酸等，耐摩擦，黑色耐紫外綫，通過德國環保ROHS,REACH，歐洲CE認證，不含鹵素和磷	Features:	Flexible and ductile, Medium-duty，Twist-reisistance,high mechanical Strength，Chemical resistance to Oil，alkalies，weak acids and so on. Resistance to abrasion and UV. Free from Halogen and Phosphorus.
應用場合：	機床，機械制造，電氣控制系統等動態重要部位	How To Use:	Application in machinery building,electrical control system and so on.

■ PROFILE

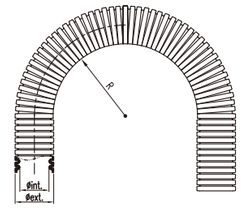

Conduit Size	d×D mm	Stat.R mm	Dyn.R mm	PU	Beisit No. slit black	Article No.	Beisit No. black	Article No.	Beisit No. gray	Article No.
AD10	6.5×10	15	40	100	BST-PAHR-10B/S	2.294.1003.02	BST-PAHR-10B	2.294.1003.00	BST-PAHR-10G	2.294.1001.00
AD13	10×13	20	50	100	BST-PAHR-13B/S	2.294.1303.02	BST-PAHR-13B	2.294.1303.00	BST-PAHR-13G	2.294.1301.00
AD15.8	12×15.8	25	70	100	BST-PAHR-15.8B/S	2.294.1603.02	BST-PAHR-15.8B	2.294.1603.00	BST-PAHR-15.8G	2.294.1601.00
AD18.5	14.3×18.5	35	70	100	BST-PAHR-18.5B/S	2.294.1903.02	BST-PAHR-18.5B	2.294.1903.00	BST-PAHR-18.5G	2.294.1901.00
AD21.2	17×21.2	35	80	100	BST-PAHR-21.2B/S	2.294.2103.02	BST-PAHR-21.2B	2.294.2103.00	BST-PAHR-21.2G	2.294.2101.00
AD25.5	21×25.5	42	85	50	BST-PAHR-25.5B/S	2.294.2503.02	BST-PAHR-25.5B	2.294.2503.00	BST-PAHR-25.5G	2.294.2501.00
AD28.5	22×28.5	45	110	50	BST-PAHR-28.5B/S	2.294.2903.02	BST-PAHR-28.5B	2.294.2903.00	BST-PAHR-28.5G	2.294.2901.00
AD34.5	28×34.5	50	130	50	BST-PAHR-34.5B/S	2.294.3503.02	BST-PAHR-34.5B	2.294.3503.00	BST-PAHR-34.5G	2.294.3501.00
AD42.5	36×42.5	60	180	25	BST-PAHR-42.5B/S	2.294.4303.02	BST-PAHR-42.5B	2.294.4303.00	BST-PAHR-42.5G	2.294.4301.00
AD54.5	48×54.5	70	220	25	BST-PAHR-54.5B/S	2.294.5503.02	BST-PAHR-54.5B	2.294.5503.00	BST-PAHR-54.5G	2.294.5501.00

BST-PA12 阻燃尼龍軟管 中壁 特軟型

BST-PA12 Fireproof Flexible Conduit Medium-Duty Very Flexible

→ PA

IP68 | EN45545-2 | REACH | CE | RoHS

材料：	進口PA12	Material:	High-Grade PA12
顏色：	深灰色，黑色	Color:	Dark Grey,Black
溫度：	-40℃～125℃	Temprature Range:	-40℃～125℃
阻燃等級：	V0(UL94),自熄,，B級	Flammability Rating:	V0(UL94), Self-extinguishing, Grade B
特性：	高柔軟性，表面有光澤，耐摩擦，抗扭曲，高的機械强度，耐油、碱、弱酸等，黑色耐紫外綫，通過德國環保ROHS,REACH，歐洲CE認證，通過歐盟EN45545-2檢測，不含鹵素和磷	Features:	Very Flexible and ductile, Medium-duty, Twist-reisistance,high mechanical Strength, Chemical resistance to Oil，alkalies，weak acids and so on. Resistance to abrasion and UV. Free from Halogen and Phosphorus. Passing EN45545-2 Testing
應用場合：	動車，高鐵，地鐵，電力機車，機器人等靜態、動態重要部位	How To Use:	Application in machinery building,electrical control system,installation industries and other heavy-duty application.

■ PROFILE

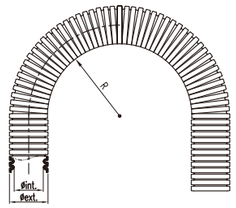

Conduit Size	d×D mm	Stat.R mm	Dyn.R mm	PU	Beisit No. slit black	Article No.	Beisit No. black	Article No.	Beisit No. gray	Article No.
AD10	6.5 x 10	15	40	100	BST-PAVR-10B/S	2.295.1003.02	BST-PAVR-10B	2.295.1003.00	BST-PAVR-10G	2.295.1001.00
AD13	10 x 13	20	50	100	BST-PAVR-13B/S	2.295.1303.02	BST-PAVR-13B	2.295.1303.00	BST-PAVR-13G	2.295.1301.00
AD15.8	12 x 15.8	25	70	100	BST-PAVR-15.8B/S	2.295.1603.02	BST-PAVR-15.8B	2.295.1603.00	BST-PAVR-15.8G	2.295.1601.00
AD18.5	14.3 x 18.5	35	70	100	BST-PAVR-18.5B/S	2.295.1903.02	BST-PAVR-18.5B	2.295.1903.00	BST-PAVR-18.5G	2.295.1901.00
AD21.2	17 x 21.2	35	80	100	BST-PAVR-21.2B/S	2.295.2103.02	BST-PAVR-21.2B	2.295.2103.00	BST-PAVR-21.5G	2.295.2101.00
AD25.5	21 x 25.5	42	85	50	BST-PAVR-25.5B/S	2.295.2503.02	BST-PAVR-25.5B	2.295.2503.00	BST-PAVR-25.5G	2.295.2501.00
AD28.5	22 x 28.5	45	110	50	BST-PAVR-28.5B/S	2.295.2903.02	BST-PAVR-28.5B	2.295.2903.00	BST-PAVR-28.5G	2.295.2901.00
AD34.5	28 x 34.5	50	130	50	BST-PAVR-34.5B/S	2.295.3503.02	BST-PAVR-34.5B	2.295.3503.00	BST-PAVR-34.5G	2.295.3501.00
AD42.5	36 x 42.5	60	180	25	BST-PAVR-42.5B/S	2.295.4303.02	BST-PAVR-42.5B	2.295.4303.00	BST-PAVR-42.5G	2.295.4301.00
AD54.5	48 x 54.5	70	220	25	BST-PAVR-54.5B/S	2.295.5503.02	BST-PAVR-54.5B	2.295.5503.00	BST-PAVR-54.5G	2.295.5501.00

BST-PA12 尼龍軟管 厚壁 特軟型

BST-PA12 Flexible Conduit Heavy-Duty Very Flexible

→ PA

IP68 | EN45545-2 | REACH | CE | RoHS

材料：	進口PA12	Material:	High-Grade PA12
顏色：	深灰色，黑色	Color:	Dark Grey,Black
溫度：	-40℃～125℃	Temprature Range:	-40℃～125℃
阻燃等級：	HB(UL94)，燃燒速度 <100mm/min	Flammability Rating:	HB(UL94), Burning Speed <100mm/min
特性：	高柔軟性，表面有光澤，耐摩擦，抗扭曲，高的機械强度，耐油、碱、弱酸等，黑色耐紫外綫，通過德國環保ROHS,REACH，歐洲CE認證，通過歐盟EN45545-2檢測，不含鹵素和磷	Features:	Very Flexible and ductile, Medium-duty, Twist-reisistance,high mechanical Strength, Chemical resistance to Oil，alkalies，weak acids and so on. Resistance to abrasion and UV. Free from Halogen and Phosphorus, Passed EN45545-2 Testing
應用場合：	機床制造，電力設備，自動化裝置，電氣控制系統等重載動態部位	How To Use:	Application in machinery building,Power equipment,automation,Electrical Control System and other heavy-duty application.

■ PROFILE

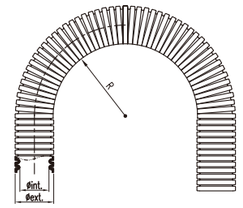

Conduit Size	d×D mm	Stat.R mm	Dyn.R mm	PU	Beisit No. slit black	Article No.	Beisit No. black	Article No.	Beisit No. gray	Article No.
AD10	6.0 x 10	15	40	100	BST-PAHRD-10B/S	2.294.1003.03	BST-PAHRD-10B	2.294.1003.01	BST-PAHRD-10G	2.294.1001.01
AD13	9.4 x 13	20	50	100	BST-PAHD-13B/S	2.294.1303.03	BST-PAHRD-13B	2.294.1303.01	BST-PAHRD-13G	2.294.1301.01
AD15.8	11.8 x 15.8	25	70	100	BST-PAHD-15.8B/S	2.294.1603.03	BST-PAHRD-15.8B	2.294.1603.01	BST-PAHRD-15.8G	2.294.1601.01
AD18.5	14 x 18.5	35	70	100	BST-PAHD-18.5B/S	2.294.1903.03	BST-PAHRD-18.5B	2.294.1903.01	BST-PAHRD-18.5G	2.294.1901.01
AD21.2	16 x 21.2	35	80	100	BST-PAHD-21.2B/S	2.294.2103.03	BST-PAHRD-21.2B	2.294.2103.01	BST-PAHRD-21.2G	2.294.2101.01
AD25.5	20.8 x 25.5	42	85	50	BST-PAHD-25.5B/S	2.294.2503.03	BST-PAHRD-25.5B	2.294.2503.01	BST-PAHRD-25.5G	2.294.2501.01
AD28.5	21.7 x 28.5	45	110	50	BST-PAHD-28.5B/S	2.294.2903.03	BST-PAHRD-28.5B	2.294.2903.01	BST-PAHRD-28.5G	2.294.2901.01
AD34.5	27.5 x 34.5	50	130	50	BST-PAHD-34.5B/S	2.294.3503.03	BST-PAHRD-34.5B	2.294.3503.01	BST-PAHRD-34.5G	2.294.3501.01
AD42.5	35.3 x 42.5	60	180	25	BST-PAHD-42.5B/S	2.294.4303.03	BST-PAHRD-42.5B	2.294.4303.01	BST-PAHRD-42.5G	2.294.4301.01
AD54.5	46.9 x 54.5	70	220	25	BST-PAHD-54.5B/S	2.294.5503.03	BST-PAHRD-54.5B	2.294.5503.01	BST-PAHRD-54.5G	2.294.5501.01

BST-PA12 阻燃尼龍軟管 厚壁 特軟型

BST-PA12 Flammability Retardant Flexible Conduit Heavy-Duty Very Flexible

→ PA

IP68 | EN45545-2 | REACH | CE | RoHS

材料：	進口PA12	Material:	High-Grade PA12
顏色：	深灰色，黑色	Color:	Dark Grey,Black
溫度：	-40℃～125℃	Temprature Range:	-40℃～125℃
阻燃等級：	V0(UL94),自熄,，B級	Flammability Rating:	V0(UL94), Self-extinguishing, Grade B
特性：	高柔軟性，表面有光澤，耐摩擦，抗扭曲，高的機械强度，耐油、碱、弱酸等，黑色耐紫外綫，通過德國環保ROHS,REACH，歐洲CE認證，通過歐盟EN45545-2檢測，不含鹵素和磷	Features:	Very Flexible and ductile, Medium-duty, Twist-reisistance,high mechanical Strength, Chemical resistance to Oil，alkalies，weak acids and so on. Resistance to abrasion and UV. Free from Halogen and Phosphorus, Passed EN45545-2 Testing
應用場合：	動車，高鐵，地鐵，電力機車，機器人等靜態、動態重載部位	How To Use:	Application in machinery building,electrical control system,installation industries and other heavy-duty application.

■ PROFILE

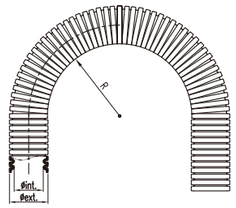

Conduit Size	d×D mm	Stat.r mm	Dyn.r mm	PU	Beisit No. slit black	Article No.	Beisit No. black	Article No.	Beisit No. gray	Article No.
AD10	6.0 x 10	15	40	100	BST-PAVRD-10B/S	2.295.1003.03	BST-PAVRD-10B	2.295.1003.01	BST-PAVRD-10G	2.295.1001.01
AD13	9.4 x 13	20	50	100	BST-PAVRD-13B/S	2.295.1303.03	BST-PAVRD-13B	2.295.1303.01	BST-PAVRD-13G	2.295.1301.01
AD15.8	11.8 x 15.8	25	70	100	BST-PAVRD-15.8B/S	2.295.1603.03	BST-PAVRD-15.8B	2.295.1603.01	BST-PAVRD-15.8G	2.295.1601.01
AD18.5	14 x 18.5	35	70	100	BST-PAVRD-18.5B/S	2.295.1903.03	BST-PAVRD-18.5B	2.295.1903.01	BST-PAVRD-18.5G	2.295.1901.01
AD21.2	16 x 21.2	35	80	100	BST-PAVRD-21.2B/S	2.295.2103.03	BST-PAVRD-21.2B	2.295.2103.01	BST-PAVRD-21.5G	2.295.2101.01
AD25.5	20.8 x 25.5	42	85	50	BST-PAVRD-25.5B/S	2.295.2503.03	BST-PAVRD-25.5B	2.295.2503.01	BST-PAVRD-25.5G	2.295.2501.01
AD28.5	21.7 x 28.5	45	110	50	BST-PAVRD-28.5B/S	2.295.2903.03	BST-PAVRD-28.5B	2.295.2903.01	BST-PAVRD-28.5G	2.295.2901.01
AD34.5	27.5 x 34.5	50	130	50	BST-PAVRD-34.5B/S	2.295.3503.03	BST-PAVRD-34.5B	2.295.3503.01	BST-PAVRD-34.5G	2.295.3501.01
AD42.5	35.3 x 42.5	60	180	25	BST-PAVRD-42.5B/S	2.295.4303.03	BST-PAVRD-42.5B	2.295.4303.01	BST-PAVRD-42.5G	2.295.4301.01
AD54.5	46.9 x 54.5	70	220	25	BST-PAVRD-54.5B/S	2.295.5503.03	BST-PAVRD-54.5B	2.295.5503.01	BST-PAVRD-54.5G	2.295.5501.01

BST-PE波紋軟管 特軟型

BST-PE Conduit Very Soft

→ PE

IP68 | REACH | CE | RoHS

材料：	LDPE聚乙烯	Material:	LDPE
顏色：	深灰色，黑色	Color:	Dark Grey,Black
溫度：	-30℃～100℃	Temprature Range:	-30℃～100℃
阻燃等級：	HB(UL94)，燃燒速度 <100mm/min	Flammability Rating:	HB(UL94), Burning Speed <100mm/min
特性：	非常柔軟有韌性，中等壁厚，表面有光澤，抗扭曲，高的機械强度，耐油、碱、弱酸等，耐摩擦，黑色耐紫外綫，通過德國環保ROHS,REACH，歐洲CE認證,不含鹵素和磷	Features:	Very Flexible and ductile, Medium-duty, Twist-reisistance,high mechanical Strength, Chemical resistance to Oil，alkalies，weak acids and so on. Resistance to abrasion and UV. Free from Halogen and phosphorus.
應用場合：	機床制造，電力設備，自動化裝置，電氣控制系統	How To Use:	For Application in machinery building,Power For Applications in machinery building,Power equipment,automation,Electrical Control System and other application.

■ PROFILE

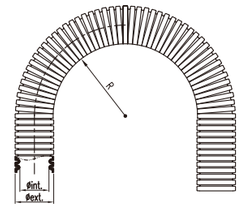

Conduit Size	d×D mm	Stat.R mm	Dyn.R mm	PU	Beisit No. slit black	Article No.	Beisit No. black	Article No.	Beisit No. gray	Article No.
AD10	6.5 x 10	15	40	100	BST-PE-10B/S	2.298.1003.02	BST-PE-10B	2.298.1003.00	BST-PE-10G	2.298.1001.00
AD13	10 x 13	20	50	100	BST-PE-13B/S	2.298.1303.02	BST-PE-13B	2.298.1303.00	BST-PE-13G	2.298.1301.00
AD15.8	12 x 15.8	25	70	100	BST-PE-15.8B/S	2.298.1603.02	BST-PE-15.8B	2.298.1603.00	BST-PE-15.8G	2.298.1601.00
AD18.5	14.3 x 18.5	35	70	100	BST-PE-18.5B/S	2.298.1903.02	BST-PE-18.5B	2.298.1903.00	BST-PE-18.5G	2.298.1901.00
AD21.2	17 x 21.2	35	80	100	BST-PE-21.2B/S	2.298.2103.02	BST-PE-21.2B	2.298.2103.00	BST-PE-21.2G	2.298.2101.00
AD25.5	21 x 25.5	42	85	50	BST-PE-25.5B/S	2.298.2503.02	BST-PE-25.5B	2.298.2503.00	BST-PE-25.5G	2.298.2501.00
AD28.5	22 x 28.5	45	110	50	BST-PE-28.5B/S	2.298.2903.02	BST-PE-28.5B	2.298.2903.00	BST-PE-28.5G	2.298.2901.00
AD34.5	28 x 34.5	50	130	50	BST-PE-34.5B/S	2.298.3503.02	BST-PE-34.5B	2.298.3503.00	BST-PE-34.5G	2.298.3501.00
AD42.5	36 x 42.5	60	180	25	BST-PE-42.5B/S	2.298.4303.02	BST-PE-42.5B	2.298.4303.00	BST-PE-42.5G	2.298.4301.00
AD54.5	48 x 54.5	70	220	25	BST-PE-54.5B/S	2.298.5503.02	BST-PE-54.5B	2.298.5503.00	BST-PE-54.5G	2.298.5501.00

BST-PP V0阻燃波紋軟管
BST-PP V0 Flammability Retardant Conduit

→ PP

IP68 | REACH | CE | RoHS

材料：	PP聚丙烯	Material:	PP (Poly Propylene)
顏色：	深灰色，黑色	Color:	Dark Grey,Black
溫度：	-30℃～110℃	Temprature Range:	-30℃～100℃
阻燃等級：	V0(UL94),自熄，B級	Flammability Rating:	V0(UL94), Self-extinguishing, Grade B
特性：	柔軟有韌性，中等壁厚，表面有光澤，耐摩擦，抗扭曲，高的機械强度，耐油、碱、弱酸等，黑色耐紫外綫，通過德國環保ROHS,REACH，歐洲CE認證,不含鹵素和磷	Features:	Wery Flexible and ductile, Medium-duty, Twist-reisistance,high mechanical Strength, Chemical resistance to Oil，alkalies，weak acids and so on. Resistance to abrasion and UV. Free from Halogen and Phosphorus.
應用場合：	機床制造，電力設備，自動化裝置，電氣控制系統	How To Use:	Application in machinery building,Power equipment,automation,Electrical Control System and other application.

■ PROFILE

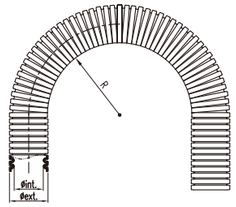

Conduit Size	d×D mm	Stat.R mm	Dyn.R mm	PU	Beisit No. slit black	Article No.	Beisit No. black	Article No.	Beisit No. gray	Article No.
AD10	6.5 x 10	15	40	100	BST-PPV-10B/S	2.297.1003.02	BST-PPV-10B	2.297.1003.00	BST-PPV-10G	2.297.1001.00
AD13	10 x 13	20	50	100	BST-PPV-13B/S	2.297.1303.02	BST-PPV-13B	2.297.1303.00	BST-PPV-13G	2.297.1301.00
AD15.8	12 x 15.8	25	70	100	BST-PPV-15.8B/S	2.297.1603.02	BST-PPV-15.8B	2.297.1603.00	BST-PPV-15.8G	2.297.1601.00
AD18.5	14.3 x 18.5	35	70	100	BST-PPV-18.5B/S	2.297.1903.02	BST-PPV-18.5B	2.297.1903.00	BST-PPV-18.5G	2.297.1901.00
AD21.2	17 x 21.2	35	80	100	BST-PPV-21.2B/S	2.297.2103.02	BST-PPV-21.2B	2.297.2103.00	BST-PPV-21.5G	2.297.2101.00
AD25.5	21 x 25.5	42	85	50	BST-PPV-25.5B/S	2.297.2503.02	BST-PPV-25.5B	2.297.2503.00	BST-PPV-25.5G	2.297.2501.00
AD28.5	22 x 28.5	45	110	50	BST-PPV-28.5B/S	2.297.2903.02	BST-PPV-28.5B	2.297.2903.00	BST-PPV-28.5G	2.297.2901.00
AD34.5	28 x 34.5	50	130	50	BST-PPV-34.5B/S	2.297.3503.02	BST-PPV-34.5B	2.297.3503.00	BST-PPV-34.5G	2.297.3501.00
AD42.5	36 x 42.5	60	180	25	BST-PPV-42.5B/S	2.297.4303.02	BST-PPV-42.5B	2.297.4303.00	BST-PPV-42.5G	2.297.4301.00
AD54.5	48 x 54.5	70	220	25	BST-PPV-54.5B/S	2.297.5503.02	BST-PPV-54.5B	2.297.5503.00	BST-PPV-54.5G	2.297.5501.00

BST-PP波紋軟管
BST-PP Conduit

→ PP

IP68 | REACH | CE | RoHS

材料：	PP聚丙烯	Material:	PP (Poly Propylene)
顏色：	深灰色，黑色	Color:	Dark Grey,Black
溫度：	-30℃～110℃	Temprature Range:	-30℃～110℃
阻燃等級：	HB(UL94)，燃燒速度＜100mm/min,0(UL94),自熄，B級	Flammability Rating:	HB(UL94), Burning Speed ＜100mm/min，V0(UL94), Self-extinguishing, Grade B
特性：	柔軟有韌性，表面有光澤，抗扭曲，高的機械强度，耐油、碱、弱酸等，耐摩擦，黑色耐紫外綫，通過德國環保ROHS,REACH，歐洲CE認證，不含鹵素和磷	Features:	Very Flexible and ductile,Twist-reisistance,high mechanical Strength, Chemical resistance to Oil，alkalies，weak acids and so on. Resistance to abrasion and UV. Free from Halogen and Phosphorus.
應用場合：	機床制造，電力設備，自動化裝置，電氣控制系統等領域	How To Use:	Application in machinery building,Power equipment,automation,Electrical Control System and other application.

■ PROFILE

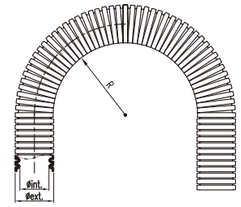

Conduit Size	d×D mm	Stat.R mm	Dyn.R mm	PU	Beisit No. slit black	Article No.	Beisit No. black	Article No.	Beisit No. gray	Article No.
AD10	6.5 x 10	15	40	100	BST-PP-10B/S	2.296.1003.02	BST-PP-10B	2.296.1003.00	BST-PP-10G	2.296.1001.00
AD13	10 x 13	20	50	100	BST-PP-13B/S	2.296.1303.02	BST-PP-13B	2.296.1303.00	BST-PP-13G	2.296.1301.00
AD15.8	12 x 15.8	25	70	100	BST-PP-15.8B/S	2.296.1603.02	BST-PP-15.8B	2.296.1603.00	BST-PP-15.8G	2.296.1601.00
AD18.5	14.3 x 18.5	35	70	100	BST-PP-18.5B/S	2.296.1903.02	BST-PP-18.5B	2.296.1903.00	BST-PP-18.5G	2.296.1901.00
AD21.2	17 x 21.2	35	80	100	BST-PP-21.2B/S	2.296.2103.02	BST-PP-21.2B	2.296.2103.00	BST-PP-21.2G	2.296.2101.00
AD25.5	21 x 25.5	42	85	50	BST-PP-25.5B/S	2.296.2503.02	BST-PP-25.5B	2.296.2503.00	BST-PP-25.5G	2.296.2501.00
AD28.5	22 x 28.5	45	110	50	BST-PP-28.5B/S	2.296.2903.02	BST-PP-28.5B	2.296.2903.00	BST-PP-28.5G	2.296.2901.00
AD34.5	28 x 34.5	50	130	50	BST-PP-34.5B/S	2.296.3503.02	BST-PP-34.5B	2.296.3503.00	BST-PP-34.5G	2.296.3501.00
AD42.5	36 x 42.5	60	180	25	BST-PP-42.5B/S	2.296.4303.02	BST-PP-42.5B	2.296.4303.00	BST-PP-42.5G	2.296.4301.00
AD54.5	48 x 54.5	70	220	25	BST-PP-54.5B/S	2.296.5503.02	BST-PP-54.5B	2.296.5503.00	BST-PP-54.5G	2.296.5501.00

Waterproof Enclosure

ABS/PC塑料防水盒
ABS/PC Plastic Waterproof Enclosure

→ ABS/PC

CE RoHS

材料： ABS塑料/PC塑料
防護等級： IP65.IP66 IEC 60529
溫度範圍： -40℃ 至 80℃
顏色： 灰色(彩色定制)/透明

Material: ABS Plastic/PC Plastic
Protection Degree: IP65. IP66 IEC 60529
Temperature Range: -40℃ to 80℃
Color: Grey (Color customization)/Clear

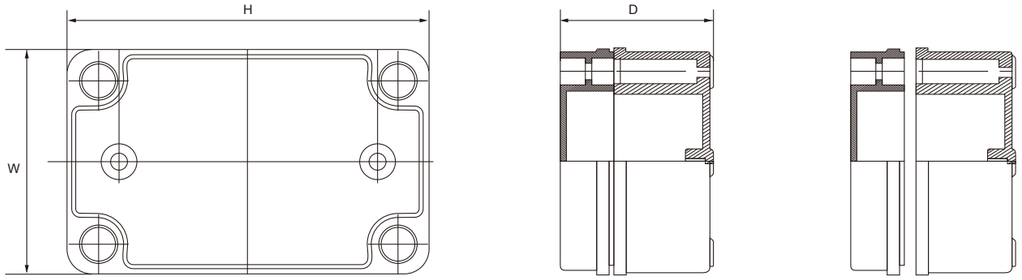

ABS	ABS body+ PC transpant Cover	Overall PC	PC + transparent cover	Dimension H W D
BT-AG-1010-1	BT-AT-1010-1	BT-PG-1010-1	BT-PT-1010-1	96 x 96 x 60
BT-AG-1010	BT-AT-1010	BT-PG-1010	BT-PT-1010	100 x 100 x 75
BT-AG-1212	BT-AT-1212	BT-PG-1212	BT-PT-1212	125 x 125 x 75
BT-AG-0813	BT-AT-0813	BT-PG-0813	BT-PT-0813	130 x 80 x 70
BT-AG-1013	BT-AT-1013	BT-PG-1013	BT-PT-1013	130 x 93 x 57
BT-AG-1318	BT-AT-1318	BT-PG-1318	BT-PT-1318	180 x 130 x 90
BT-AG-1919	BT-AT-1919	BT-PG-1919	BT-PT-1919	190 x 190 x 130
BT-AG-1520	BT-AT-1520	BT-PG-1520	BT-PT-1520	200 x 150 x 100

可爲客户特殊定制其他尺寸 Special Customization is available.

ABS/PC塑料防水盒
ABS/PC Plastic Waterproof Enclosure

→ ABS/PC

CE RoHS

材料： ABS塑料/PC塑料
防護等級： IP65.IP66 IEC 60529
溫度範圍： -40℃ 至 80℃
顏色： 灰色(彩色定制)/透明

Material: ABS Plastic/PC Plastic
Protection Degree: IP65. IP66 IEC 60529
Temperature Range: -40℃ to 80℃
Color: Grey (Color customization)/Clear

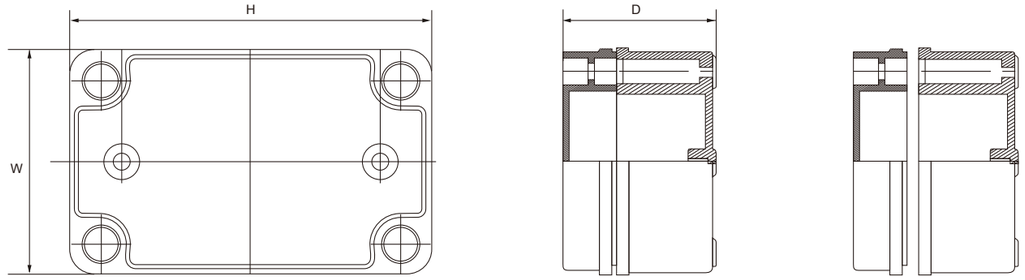

ABS	ABS body+ PC transpant Cover	Overall PC	PC + transparent cover	Dimension H W D
BT-AG-1928	BT-AT-1928	BT-PG-1928	BT-PT-1928	280 x 190 x 130
BT-AG-1928-1	BT-AT-1928-1	BT-PG-1928-1	BT-PT-1928-1	280 x 190 x 180
BT-AG-2828	BT-AT-2828	BT-PG-2828	BT-PT-2828	280 x 280 x 130
BT-AG-2828-1	BT-AT-2828-1	BT-PG-2828-1	BT-PT-2828-1	280 x 280 x 180
BT-AG-1938	BT-AT-1938	BT-PG-1938	BT-PT-1938	380 x 190 x 130
BT-AG-1938-1	BT-AT-1938-1	BT-PG-1938-1	BT-PT-1938-1	380 x 190 x 180
BT-AG-2838	BT-AT-2838	BT-PG-2838	BT-PT-2838	380 x 280 x 130
BT-AG-2838-1	BT-AT-2838-1	BT-PG-2838-1	BT-PT-2838-1	380 x 280 x 180

可爲客户特殊定制其他尺寸 Special Customization is available.

金屬防水盒
Metal Waterproof Enclosure

材料：	鑄鋁，ZL	Material:	Aluminum , ZL
防護等級：	IP65.IP66 IEC 60529	Protection Degree:	IP65. IP66 IEC 60529
抗衝擊性：	IK07,IEC 62262	Resistance to impact:	IK07,IEC 62262
溫度範圍：	-40℃ 至 90℃	Temperature Range:	-40℃ to 90℃
表面處理：	標準熱固粉末塗層，波紋飾面	Paint Finish:	Epoxy polyester powder coating
顏色：	RAL7038	Color:	RAL7038

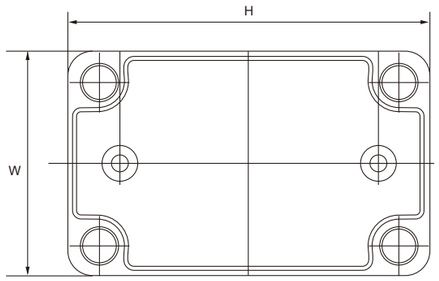

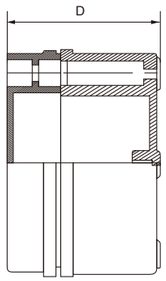

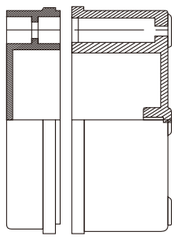

MODEL	W x H x D
LV0605	64 x 58 x 37
LV1106	115 x 65 x 55
LV1106-1	110 x 64 x 37
LV0807	80 x 75 x 57
LV1208	120 x 80 x 55
LV1208-1	120 x 80 x 65
LV1308	185 x 135 x 85
LV1708	174 x 78 x 57
LV2508	250 x 80 x 65
LV2508-1	250 x 80 x 80
LV1409	148 x 98 x 43

MODEL	W x H x D
LV1610	160 x 100 x 65
LV1212	120 x 120 x 82
LV1812	188 x 120 x 78
LV1414	140 x 140 x 75
LV2214-1	220 x 155 x 95
LV2214-2	220 x 120 x 90
LV2315	230 x 150 x 75
LV1616	160 x 160 x 90
LV1616-1	160 x 160 x 85
LV2616	260 x 160 x 90

MODEL	W x H x D
LV2416-1	240 x 160 x 100
LV1418	140 x 140 x 100
LV2823	280 x 230 x 110
LV3323-1	330 x 230 x 120
LV1925	250 x 190 x 90

可為客户特殊定制其他尺寸　Special Customization is available.

應用圖
Instruction of usage

應用領域
Application Fields

1. 軌道交通
2. 風能，太陽能
3. 安防產品
4. 户外照明
5. 油氣田
6. 重載連接器
7. 機床設備
8. 成套電氣

1. Rail Transit (High-Speed Railway)
2. Wind Energy, Solar Energy
3. Safety Protection
4. Outdoor Lighting
5. Oil and Gas Fields
6. Heavy Duty Connectors
7. Lathe Equipment
8. Electric Power Set

BEISIT Electric >

Technical Appendix
Standard Industrial
Multi-Entry
EMC
Special Applications
Ex e
Accessories
Conduit System
Enclosure System