



CIRCUIT-BREAKER SIZE S00,  
FOR MOTOR PROTECTION, CLASS 10,  
A-REL.2.2...3.2A, N-REL. 42A,  
SCREW TERMINAL,  
STANDARD SWITCHING CAPACITY

General technical data:		
Product brand name		SIRIUS
product designation		circuit breaker
Size of the circuit-breaker		S00
Trip class		CLASS 10
Degree of pollution		3
Installation altitude / at a height over sea level / maximum	m	2,000
Protection class IP / on the front		IP20
Ambient temperature		
• during storage	°C	-50 ... +80
• during operating	°C	-20 ... +70
• during transport	°C	80 ... -50
Resistance against shock		25g / 11 ms
Insulation voltage / rated value	V	690
Impulse voltage resistance / rated value	V	6,000
Active power loss / total / typical	W	6
Item designation		
• according to DIN 40719 extendable after IEC 204-2 / according to IEC 750		Q
• according to DIN EN 61346-2		Q

<b>Mechanical operating cycles as operating time / of the main contacts / typical</b>		100,000
<b>Type of the driving mechanism / motor drive</b>		No
<b>Design of the operating mechanism</b>		rocker
<b>Product function</b>		
• overload protection		Yes
• phase disturbance recognition		Yes
<b>Product component</b>		
• auxiliary switch		No
• undervoltage release mechanism		No
• trip indicator		No
<b>Product extension / optional / motor drive</b>		No

#### Main circuit:

<b>Number of poles / for main current circuit</b>		3
<b>type of voltage</b>		AC/DC
<b>Operating voltage / at AC-3 / rated value / maximum</b>	V	690
<b>Operating current / at AC-3 / at 400 V / rated value</b>	A	3.2
<b>Service power / at AC-3</b>		
• at 400 V / rated value	kW	1.1
<b>Frequency of operation / at AC-3 / according to IEC 60947-6-2 / maximum</b>	1/h	15
<b>Arrangement of electrical connectors / for main current circuit</b>		front side
<b>Adjustable response current</b>		
• of the non-delayed short-circuit release	A	42 ... 42
<b>Adjustable response current</b>		
• of the current-dependent overload release	A	2.2 ... 3.2
<b>Continuous current / rated value</b>	A	3.2
<b>Product extension / auxiliary switch</b>		Yes

#### Auxiliary circuit:

<b>Number of NC contacts / for auxiliary contacts / instantaneous switching</b>		0
<b>Number of NO contacts / for auxiliary contacts / instantaneous switching</b>		0
<b>Number of change-over switches / for auxiliary contacts</b>		0

#### Inputs/ Outputs:

<b>Number of digital inputs</b>		0
---------------------------------	--	---

#### Short-circuit:

<b>Breaking capacity limit short-circuit current (I<sub>cu</sub>)</b>		
• at 400 V / rated value	kA	100

• at 500 V / rated value	kA	3
• at 690 V / rated value	kA	2
<b>Design of the electrical connection / for auxiliary and control current circuit</b>		screw-type terminals
<b>Design of the overcurrent release and short-circuit release</b>		thermomagnetic

#### Installation/mounting/dimensions:

<b>Built in orientation</b>		any
<b>Type of mounting</b>		screw and snap-on mounting onto 35 mm standard mounting rail according to DIN EN 50022
<b>Width</b>	mm	45
<b>Height</b>	mm	90
<b>Depth</b>	mm	81
<b>Distance, to be maintained, to the ranks assembly</b>		
• backwards	mm	0
• sideways	mm	0
<b>Product function / removable terminal for auxiliary and control circuit</b>		No

#### Connections:

<b>Design of the electrical connection</b>		
• for main current circuit		screw-type terminals
<b>Type of the connectable conductor cross-section</b>		
• for main contacts		
• solid		2x (0.5 ... 1.5 mm <sup>2</sup> ), 2x (0.75 ... 2.5 mm <sup>2</sup> )
• stranded		2x (0.5 ... 1.5 mm <sup>2</sup> ), 2x (0.75 ... 2.5 mm <sup>2</sup> )
• finely stranded		
• with conductor end processing		2x (0.5 ... 1.5 mm <sup>2</sup> ), 2x (0.75 ... 2.5 mm <sup>2</sup> )
• for AWG conductors / for main contacts		2x (18 ... 14)
<b>Conductor cross section that can be connected / for main contacts</b>		
• solid	mm <sup>2</sup>	0.5 ... 2.5
• stranded	mm <sup>2</sup>	0.5 ... 2.5
• stranded wire		
• with conductor end processing	mm <sup>2</sup>	0.5 ... 2.5
<b>AWG number / as coded connectable conductor cross-section</b>		
• for main contacts		18 ... 14

#### Certificates/approvals:

<b>General Product Approval</b>	<b>For use in hazardous locations</b>	<b>Test Certificates</b>
---------------------------------	---------------------------------------	--------------------------



CQC



CSA

[ROSTEST](#)



UL

[DEKRA EXAM, DMT](#)

[Manufacturer](#)

**Shipping Approval**



ABS



BUREAU VERITAS



DNV



GL



LRS



PRS

**Shipping Approval**

**other**



RINA



[Manufacturer](#)

[other](#)

**Safety:**

**Protection against electrical shock**

finger-safe

**Further information:**

**Information- and Downloadcenter (Catalogs, Brochures,...)**

<http://www.siemens.com/industrial-controls/catalogs>

**Industry Mall (Online ordering system)**

<http://www.siemens.com/industrial-controls/mall>

**CAX-Online-Generator**

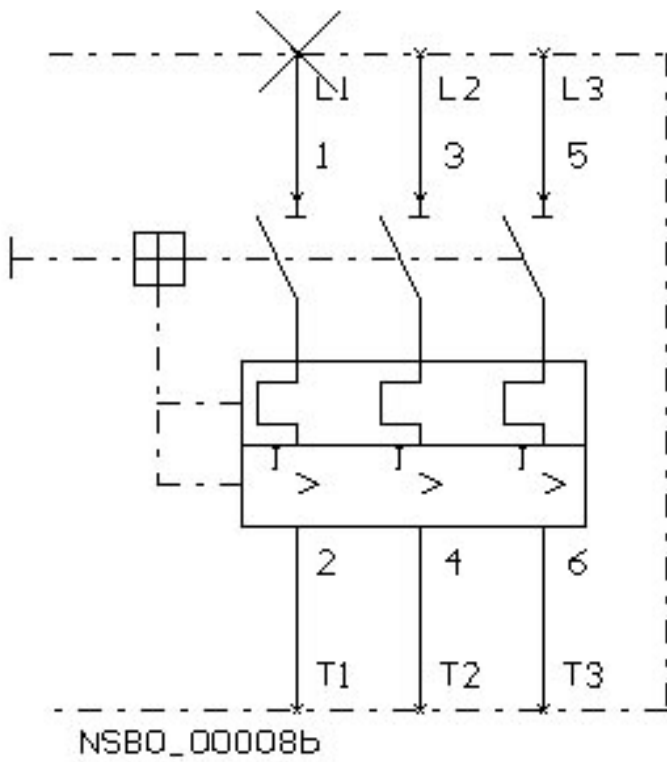
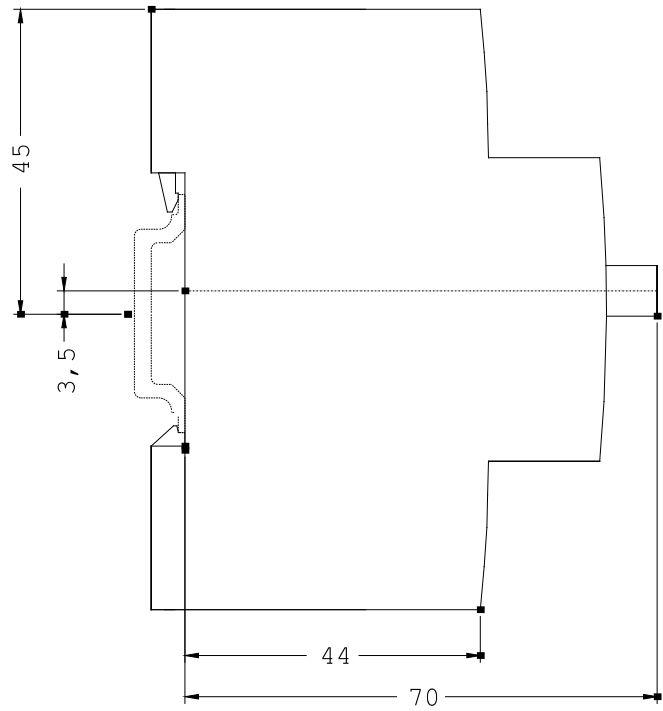
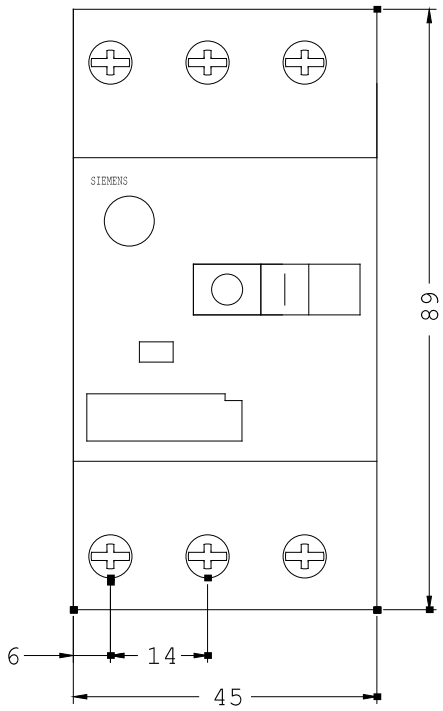
<http://www.siemens.com/cax>

**Service&Support (Manuals, Certificates, Characteristics, FAQs,...)**

<http://support.automation.siemens.com/WWW/view/en/3RV1011-1DA10/all>

**Image database (product images, 2D dimension drawings, 3D models, device circuit diagrams, ...)**

[http://www.automation.siemens.com/bilddb/cax\\_en.aspx?mlfb=3RV1011-1DA10](http://www.automation.siemens.com/bilddb/cax_en.aspx?mlfb=3RV1011-1DA10)



last change:

Dec 24, 2011