



CIRCUIT-BREAKER SZ S00,
FOR MOTOR PROTECTION, CLASS 10,
A-REL. 0.55...0.8A, N-RELEASE10A,
SCREW CONNECTION,
STANDARD SW. CAPACITY,
W. TRANSVERSE AUX. SWITCH 1NO+1NC

General technical data:

product brand name		SIRIUS
product designation		3RV2 circuit breaker
Size of the circuit-breaker		S00
Number of poles / for main current circuit		3
Product function		
• removable terminal for auxiliary and control circuit		No
• overload protection		Yes
• phase disturbance recognition		Yes
• short-circuit to earth recognition		No
Product component		
• auxiliary switch		Yes
• undervoltage release mechanism		No
• trip indicator		No
Product extension		
• auxiliary switch		Yes
• optional / motor drive		No
Impulse voltage resistance / rated value	kV	6
Protection class IP / on the front		IP20
Protection against electrical shock		finger-safe

Installation altitude / at a height over sea level / maximum	m	2,000
Resistance against shock		25g / 11 ms
Ambient temperature		
• during transport	°C	-50 ... +80
• during storage	°C	-50 ... +80
• during operating	°C	-20 ... +60
Active power loss / total / typical	W	5.4

Main circuit:		
Operating voltage / rated value	V	690
Service power / at AC-3		
• at 400 V / rated value	W	180
• at 500 V / rated value	W	250
• at 690 V / rated value	W	370
Operational current / at AC-3 / at 400 V / rated value	A	0.8
Mechanical operating cycles as operating time / of the main contacts / typical		100,000
Frequency of operation / at AC-3 / according to IEC 60947-6-2	1/h	15

Auxiliary circuit:		
Design of the auxiliary switch		transverse
Number of change-over switches / for auxiliary contacts		0
Mechanical operating cycles as operating time / of the auxiliary contacts / typical		100,000
Design of the fuse link / for short-circuit protection of the auxiliary switch / required		Fuse gL/gG: 10 A, miniature circuit breaker C 6 A (short-circuit current $I_k < 400$ A)
Operating current / of the auxiliary contacts / at AC-15 / at 24 V	A	2
Operating current / of the auxiliary contacts		
• at AC-15		
• at 230 V	A	0.5
• at DC-13		
• at 24 V	A	1
• at 60 V	A	0.15

Protection function:		
Trip class		CLASS 10
Adjustable response current / of the current-dependent overload release	A	0.55 ... 0.8
Breaking capacity limit short-circuit current (I_{cu})		
• at 400 V / rated value	A	100,000
• at 500 V / rated value	A	100,000
• at 690 V / rated value	A	100,000

Safety:**Proportion of dangerous failures**

- with high demand rate / according to SN 31920
- with low demand rate / according to SN 31920

% 40
% 40

Failure rate (FIT value) / with low demand rate / according to SN 31920

FIT 50

B10 value / with high demand rate / according to SN 31920

50,000

T1 value / for proof test interval or service life / according to IEC 61508

a 10

Installation/mounting/dimensions:**Type of mounting**

screw and snap-on mounting onto 35 mm standard mounting rail according to DIN EN 60715

mounting position

any

Depth

mm 96

Height

mm 97

Width

mm 45

Connections:**Arrangement of electrical connectors / for main current circuit**

Top and bottom

Design of the electrical connection

- for main current circuit
- for auxiliary and control current circuit

screw-type terminals
screw-type terminals

Type of the connectable conductor cross-section

- for main contacts
 - solid
 - finely stranded
 - with conductor end processing
- for AWG conductors / for main contacts
- for auxiliary contacts
 - solid
 - finely stranded
 - with conductor end processing
- for AWG conductors / for auxiliary contacts

2x (0.75 ... 2.5 mm²), 2x 4 mm²

2x (0.5 ... 1.5 mm²), 2x (0.75 ... 2.5 mm²)
2x (18 ... 14), 2x 12

2x (0.5 ... 1.5 mm²), 2x (0.75 ... 2.5 mm²)

2x (0.5 ... 1.5 mm²), 2x (0.75 ... 2.5 mm²)
2x (20 ... 16), 2x (18 ... 14)

UL/CSA ratings:**Contact rating designation / for auxiliary contacts / according to UL**

C300 / R300

Certificates/approvals:

General Product Approval	For use in hazardous locations	Declaration of Conformity
--------------------------	--------------------------------	---------------------------



Test Certificates

[other](#)

[Special Test Certificate](#)

[Type Test Certificates/Test Report](#)

Shipping Approval



Shipping Approval

[other](#)



[other](#)

Further information:

Information- and Downloadcenter (Catalogs, Brochures,...)

<http://www.siemens.com/industrial-controls/catalogs>

Industry Mall (Online ordering system)

<http://www.siemens.com/industrial-controls/mall>

Cax online generator:

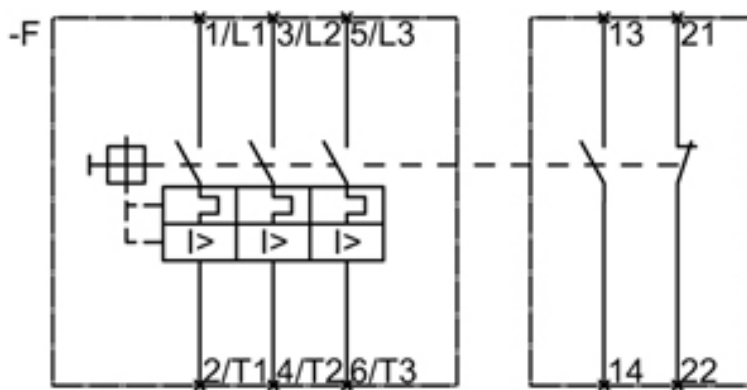
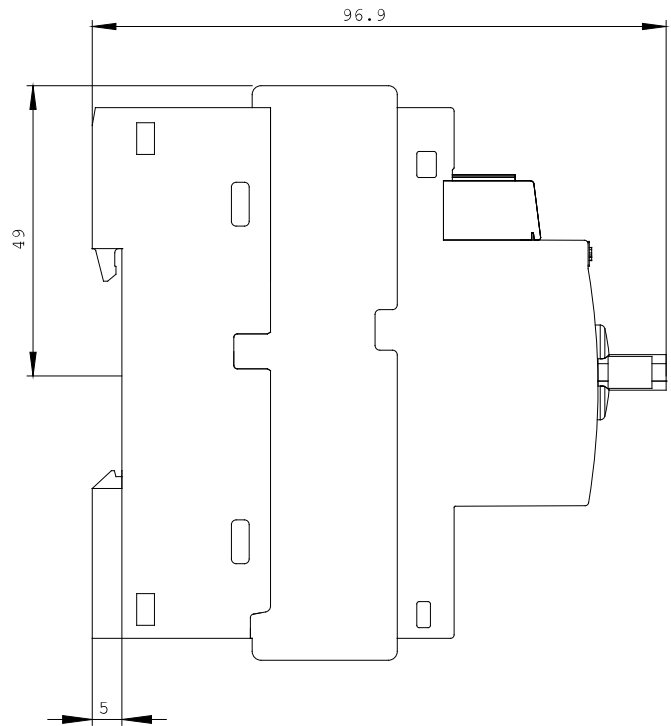
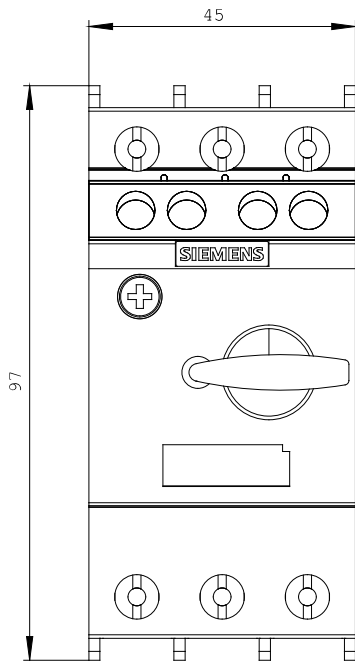
<http://www.siemens.com/cax>

Service&Support (Manuals, Certificates, Characteristics, FAQs,...)

<http://support.automation.siemens.com/VW/view/en/3RV2011-0HA15/all>

Image database (product images, 2D dimension drawings, 3D models, device circuit diagrams, ...)

http://www.automation.siemens.com/bilddb/cax_en.aspx?mlfb=3RV2011-0HA15



last change:

Feb 14, 2013