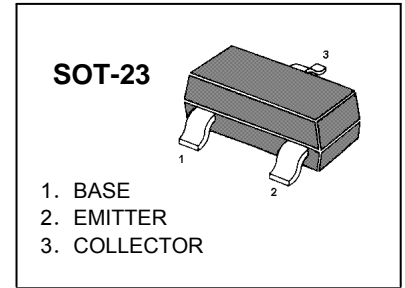


## TRANSISTOR (NPN)

### FEATURES

Complementary Type The PNP Transistor MMBT3906 is Recommended  
Epitaxial Planar Die Construction



### MARKING: 1AM

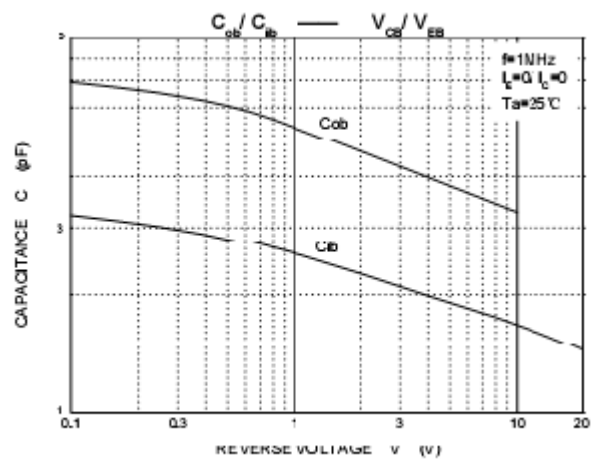
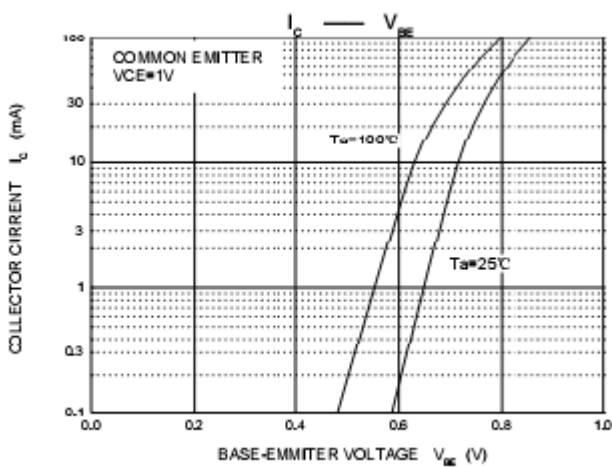
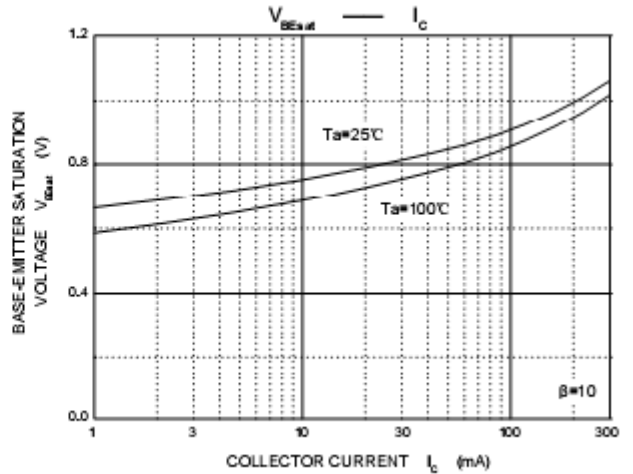
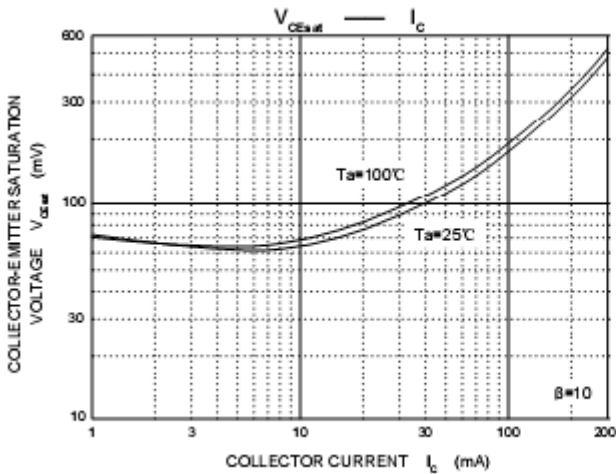
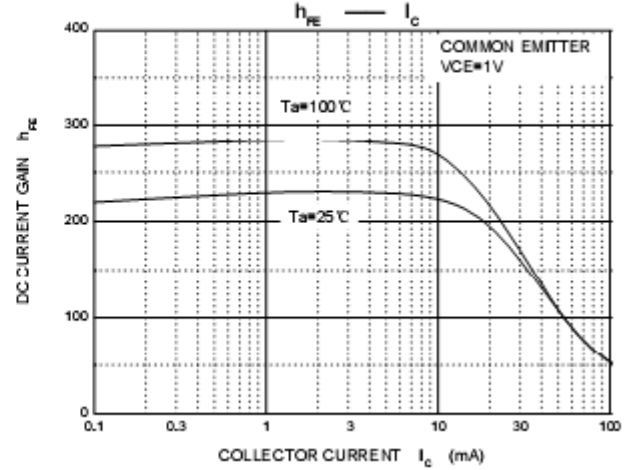
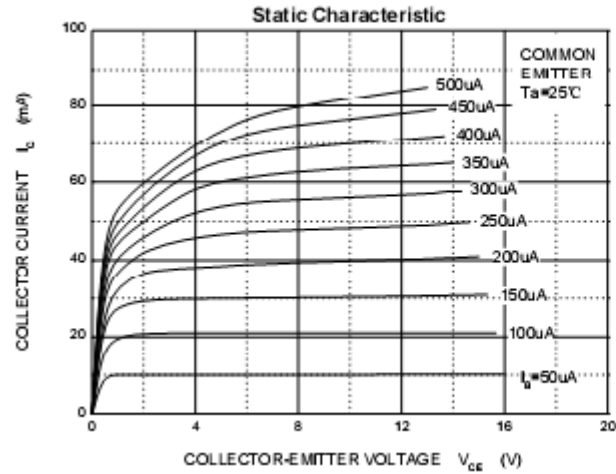
### MAXIMUM RATINGS ( $T_a=25^{\circ}\text{C}$ unless otherwise noted)

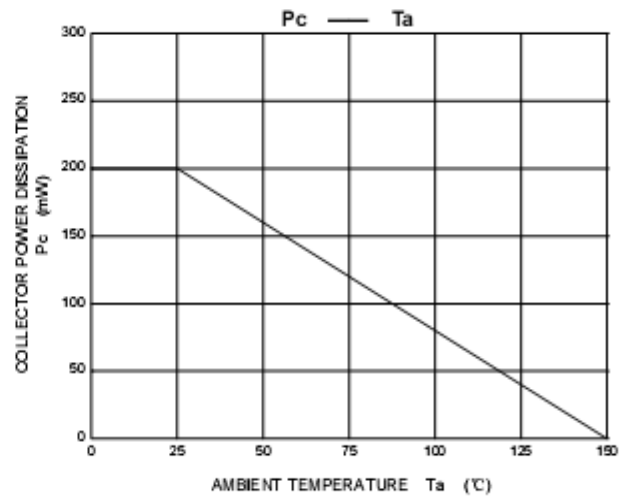
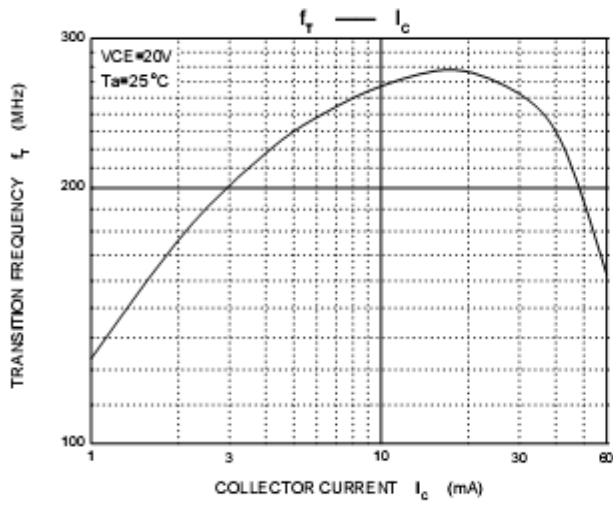
Symbol	Parameter	Value	Unit
$V_{CBO}$	Collector-Base Voltage	60	V
$V_{CEO}$	Collector-Emitter Voltage	40	V
$V_{EBO}$	Emitter-Base Voltage	6	V
$I_C$	Collector Current	200	mA
$P_C$	Total Device Dissipation	200	mW
$R_{\theta JA}$	Thermal Resistance From Junction to Ambient	625	$^{\circ}\text{C}/\text{W}$
$T_J$	Junction Temperature	150	$^{\circ}\text{C}$
$T_{stg}$	Storage Temperature	-55 ~ +150	$^{\circ}\text{C}$

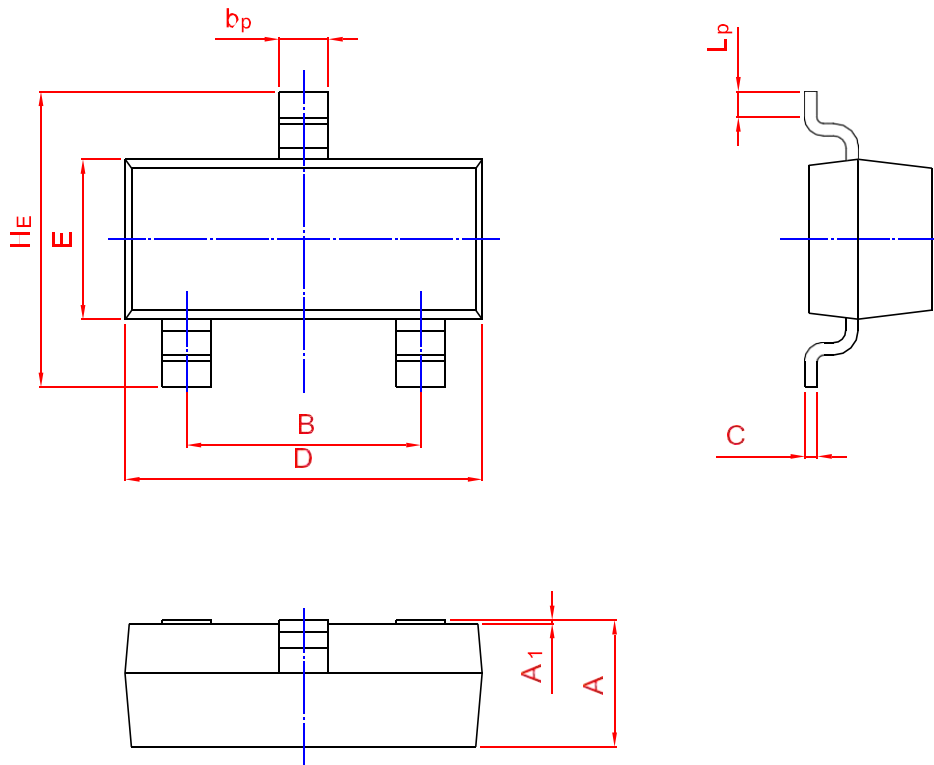
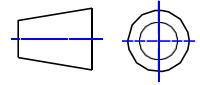
### ELECTRICAL CHARACTERISTICS ( $T_a=25^{\circ}\text{C}$ unless otherwise specified)

Parameter	Symbol	Test conditions	Min	Max	Unit
Collector-base breakdown voltage	$V_{(BR)CBO}$	$I_C=10\mu\text{A}$ , $I_E=0$	60		V
Collector-emitter breakdown voltage	$V_{(BR)CEO}$	$I_C=1\text{mA}$ , $I_B=0$	40		V
Emitter-base breakdown voltage	$V_{(BR)EBO}$	$I_E=10\mu\text{A}$ , $I_C=0$	6		V
Collector cut-off current	$I_{CBO}$	$V_{CB}=60\text{V}$ , $I_E=0$		0.1	$\mu\text{A}$
Collector cut-off current	$I_{CEX}$	$V_{CE}=30\text{V}$ , $V_{BE(off)}=3\text{V}$		50	nA
Emitter cut-off current	$I_{EBO}$	$V_{EB}=5\text{V}$ , $I_C=0$		0.1	$\mu\text{A}$
DC current gain	$h_{FE(1)}$	$V_{CE}=1\text{V}$ , $I_C=10\text{mA}$	100	300	
	$h_{FE(2)}$	$V_{CE}=1\text{V}$ , $I_C=50\text{mA}$	60		
	$h_{FE(3)}$	$V_{CE}=1\text{V}$ , $I_C=100\text{mA}$	30		
Collector-emitter saturation voltage	$V_{CE(sat)}$	$I_C=50\text{mA}$ , $I_B=5\text{mA}$		0.3	V
Base-emitter saturation voltage	$V_{BE(sat)}$	$I_C=50\text{mA}$ , $I_B=5\text{mA}$		0.95	V
Transition frequency	$f_T$	$V_{CE}=20\text{V}$ , $I_C=10\text{mA}$ , $f=100\text{MHz}$	300		MHz
Delay Time	$t_d$	$V_{CC}=3\text{V}$ , $V_{BE}=-0.5\text{V}$		35	nS
Rise Time	$t_r$	$I_C=10\text{mA}$ , $I_{B1}=-I_{B2}=1.0\text{mA}$		35	nS
Storage Time	$t_s$	$V_{CC}=3\text{V}$ , $I_C=10\text{mA}$ ,		200	nS
Fall Time	$t_f$	$I_{B1}=-I_{B2}=1\text{mA}$		50	nS

## Typical Characteristics





**PACKAGE OUTLINE**
**Plastic surface mounted package; 3 leads**
**SOT-23**


UNIT	A	B	bp	C	D	E	HE	A1	Lp
mm	1.40	2.04	0.50	0.19	3.10	1.65	3.00	0.100	0.50
	0.95	1.78	0.35	0.08	2.70	1.20	2.20	0.013	0.20