

# RS201-RS207

## VOLTAGE RANGE

50 to 1000 Volts

## CURRENT

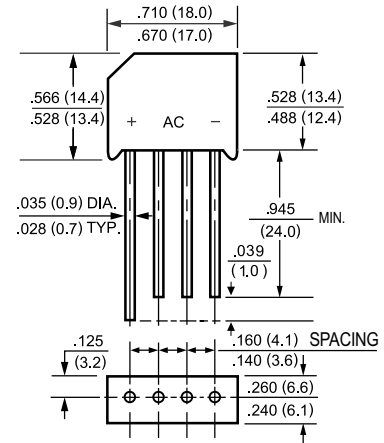
2.0 Amperes

### Features

- Ideal for printed circuit boards
- Low reverse leakage
- High forward surge current capability
- High temperature soldering guaranteed:  
260°C/10 seconds, 0.375(9.5mm) lead length,  
5 lbs. (2.3kg) tension
- The plastic package carries Underwriters Laboratory  
Flammability Classification 94V-0

### Mechanical Data

- I Case: Molded plastic body
- I Terminals: Plated leads solderable per  
MIL-STD-750, Method 2026
- I Polarity: Polarity symbols marked on case
- I Mounting Position: Any



Dimensions in inches and (millimeters)

## MAXIMUM RATINGS AND ELECTRICAL CHARACTERISTICS

Rating 25°C ambient temperature unless otherwise specified.  
Single phase half wave, 60Hz, resistive or inductive load.  
For capacitive load, derate current by 20%.

TYPE NUMBER	RS201	RS202	RS203	RS204	RS205	RS206	RS207	UNITS
Maximum Recurrent Peak Reverse Voltage	50	100	200	400	600	800	1000	V
Maximum RMS Voltage	35	70	140	280	420	560	700	V
Maximum DC Blocking Voltage	50	100	200	400	600	800	1000	V
Maximum Average Forward Rectified Current .375"(9.5mm) Lead Length at Ta=50°C	2.0							A
Peak Forward Surge Current, 8.3 ms single half sine-wave superimposed on rated load (JEDEC method)	50							A
Maximum Forward Voltage Drop per Bridge Element at 1.0A D.C.	1.0							V
Maximum DC Reverse Current Ta=25°C	10							µA
at Rated DC Blocking Voltage Ta=100°C	500							µA
Operating Temperature Range, Tj	-65 — +125							°C
Storage Temperature Range, Tstg	-65 — +150							°C

# RS201-RS207

## RATING AND CHARACTERISTIC CURVES (RS201 - RS207)

FIG.1-TYPICAL FORWARD CURRENT DERATING CURVE

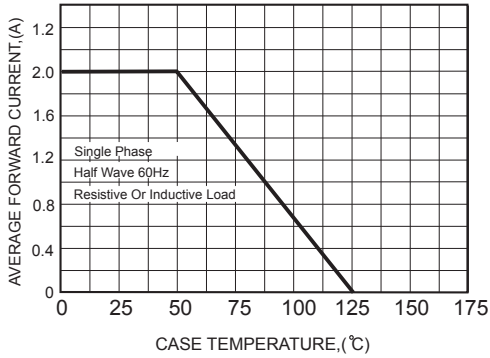


FIG.2-MAXIMUM NON-REPETITIVE FORWARD SURGE CURRENT

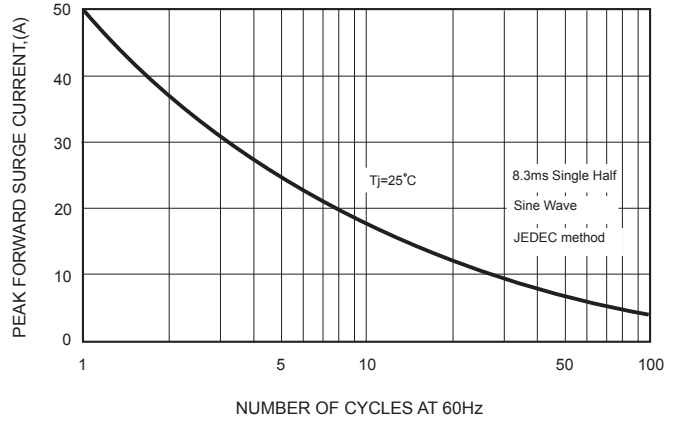


FIG.3-TYPICAL FORWARD CHARACTERISTICS

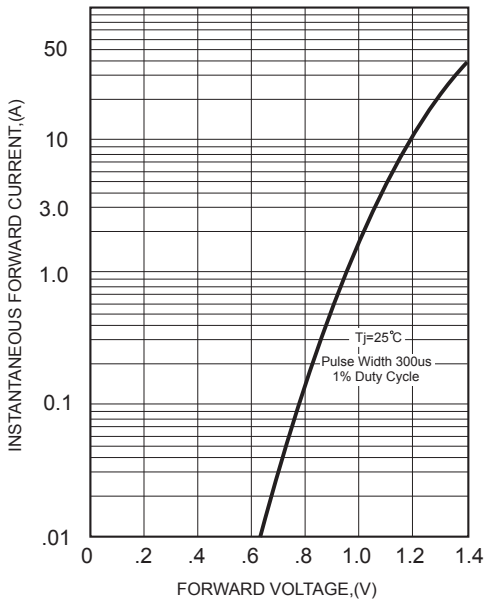


FIG.4-TYPICAL REVERSE CHARACTERISTICS

